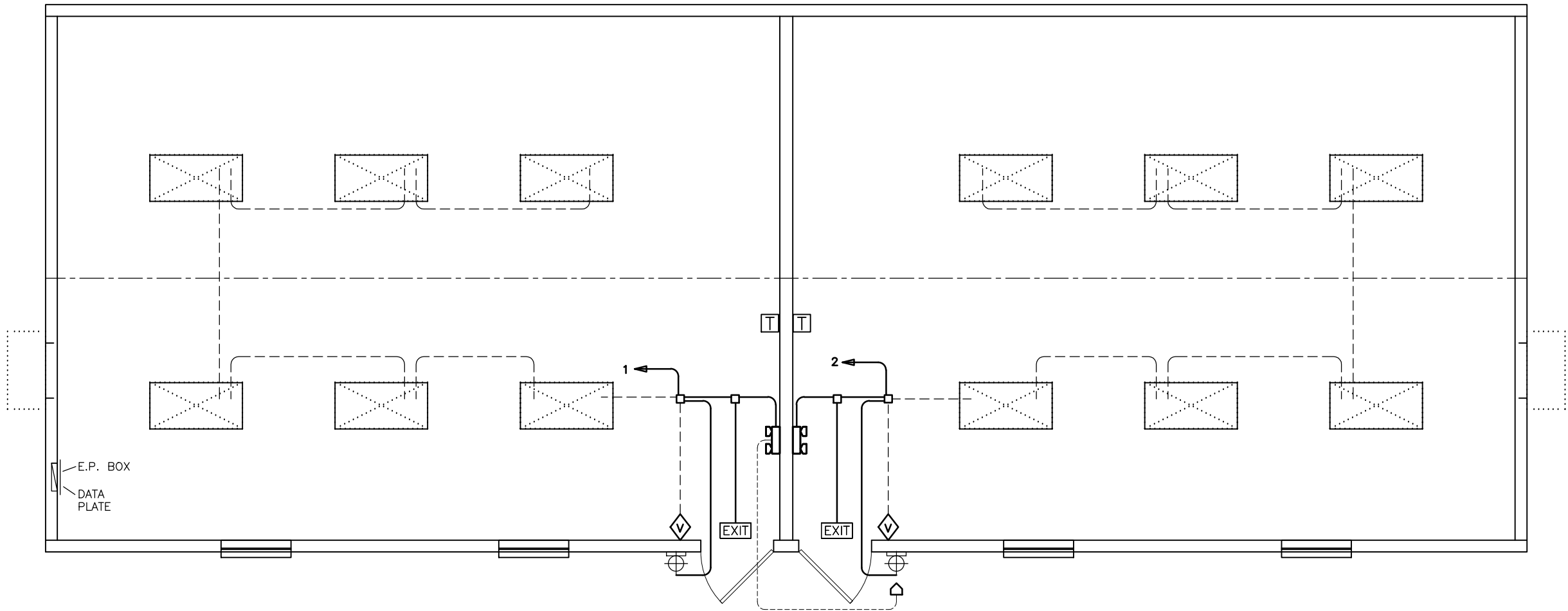


By Yuri at 4:20:06 PM, 6/11/2020
(Structural Aspects Only)

MODULAR STRUCTURAL CONSULTANTS LLC
9720 COIT RD. STE. 220-150
PLANO, TEXAS 75025-5633
PHONE: 972-896-5373
TX. REGISTRATION # F-15892

PALOMAR
MODULAR BUILDINGS LLC
© 2017, PALOMAR MODULAR BUILDINGS LLC All Rights Reserved.
505 N. I-35E SUMMIT, MO 75115
PH: 469-727-0727



ELECTRICAL SYMBOL LEGEND			
	48" x 24" LED LIGHT (44w)		RECEPTACLE
	VANDAL-PROOF EXTERIOR LED LIGHT ON PHOTOCELL (22w)		GFI RECEPTACLE
			TAMPER-RESISTANT RECEPTACLE
			WEATHER-PROOF GFI RECEPTACLE
			7-DAY PROGRAMMABLE THERMOSTAT w/ OCCUPANT OVERRIDE
			OCCUPANCY SENSOR SWITCH IPV15
			PHONE / DATA STUB-IN
			JUNCTION BOX
			ELECTRICAL DIST. PANEL
			LED EXIT LIGHT w/ BATTERY BACK-UP
			EMERGENCY LIGHT w/ BATTERY BACK-UP & REMOTE HEAD
			EXTERIOR REMOTE HEAD

MISSOURI
PUBLIC SERVICE
COMMISSION
APPROVED
07/02/2020
MANUFACTURED
HOUSING



DRY CLASSROOM BUILDING
LEE'S SUMMIT, MO
LIGHTING SCHEMATIC
2464 DRY CLASSROOM
SERIAL #: 2279-2280

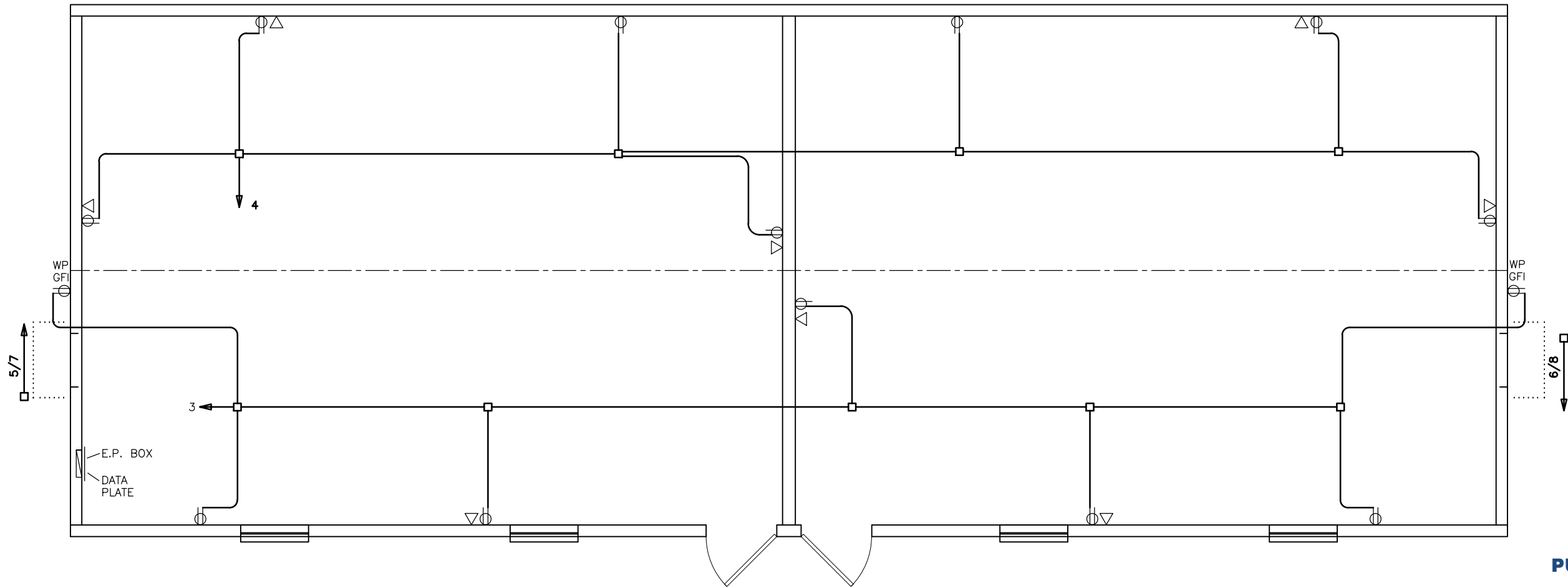
SHEET No.
E-1

No.	DESCRIPTION	BY	DATE

DATE:	6/9/2020
SCALE:	1/8" = 1'-0"
PLOT SCALE:	1:1
DRAWN BY:	NM
CHECKED BY:	

P:\PALOMAR\Drawings\2279-80 - Lees Summit\2464 DRY CLASSROOM 2.dwg, 6/11/2020 3:51:06 PM, NMiller

P:\PALOMAR\Drawings\2279-80 - Lees Summit\2464 DRY CLASSROOM 2.dwg, 6/11/2020 3:51:11 PM, NMiller



By Yuri at 4:20:06 PM, 6/11/2020
(Structural Aspects Only)

MODULAR STRUCTURAL CONSULTANTS LLC

9720 COIT RD. STE. 220-150

PLANO, TEXAS 75025-5833

PHONE: 972-896-5373

TX. REGISTRATION # F-15892

PALOMAR

MODULAR BUILDINGS LLC

© 2017, PALOMAR MODULAR BUILDINGS LLC All Rights Reserved.

505 N. I-35E SUMMIT, MO 75115

PHONE: 469-727-0727

No.	DESCRIPTION	BY	DATE

DATE:	6/9/2020
SCALE:	1/8" = 1'-0"
PLOT SCALE:	1:1
DRAWN BY:	NM
CHECKED BY:	

DRY CLASSROOM BUILDING
LEE'S SUMMIT, MO
POWER DISTRIBUTION SCHEMATIC
2464 DRY CLASSROOM
SERIAL #: 2279-2280

SHEET No.
E-2

ELECTRICAL SYMBOL LEGEND			
	48" x 24" LED LIGHT (44w)		RECEPTACLE
	VANDAL-PROOF EXTERIOR LED LIGHT ON PHOTOCELL (22w)		GFI RECEPTACLE
			TAMPER-RESISTANT RECEPTACLE
			WEATHER-PROOF GFI RECEPTACLE
			7-DAY PROGRAMMABLE THERMOSTAT w/ OCCUPANT OVERRIDE
			OCCUPANCY SENSOR SWITCH IPV15
			PHONE / DATA STUB-IN
			JUNCTION BOX
			ELECTRICAL DIST. PANEL
			LED EXIT LIGHT w/ BATTERY BACK-UP
			EMERGENCY LIGHT w/ BATTERY BACK-UP & REMOTE HEAD
			EXTERIOR REMOTE HEAD

NOTE:
BUILDING IS: 120/240v 3-WIRE SINGLE PHASE
ELECTRICAL CONDUIT: ELECTRICAL NON-METALLIC TUBING
ELECTRICAL WIRING: MIN. #12 THHN COPPER WITH GROUND
GROUNDING ON SITE: PER 2014 NEC ARTICLE 250-50

PFS

APPROVED

DATE 6/23/20

PFS CORPORATION

Cottage Grove, WI

1 POWER DISTRIBUTION SCHEMATIC
SCALE: 1/8" = 1'-0"

MISSOURI
PUBLIC SERVICE
COMMISSION
APPROVED
07/02/2020
MANUFACTURED
HOUSING

MIN WIRE SIZE		150 AMP SINGLE PHASE MAIN BREAKER				PANEL 'A'	MIN WIRE SIZE
12	LIGHTS: LEFT CLASSROOM	20	1	2	20	LIGHTS: RIGHT CLASSROOM	12
12	RECEPTS: LFET CLASSROOM, EXTERIOR	20	3	4	20	RECEPTS: RIGHT CLASSROOM, EXTERIOR	12
6	HVAC UNIT: LEFT CLASSROOM 3-TON / 10 kw	60 2P	5 7	6 8	60 2P	HVAC UNIT: RIGHT CLASSROOM 3-TON / 10 kw	6
			9	10	20	FIRE ALARM CONTROL PANEL	12
			11	12			
			13	14			
			15	16			
			17	18			
			19	20			
			21	22			
			23	24			
			25	26			
			27	28			
			29	30			
			31	32			
			33	34			
			35	36			
			37	38			
			39	40			
			41	42			

NOTE:
WHERE LEFT OR RIGHT CLASSROOM IS CALLED OUT, THE CALLOUT IS AS VIEWED FROM THE EXTERIOR OF THE BUILDING
STANDING AT THE EXTERIOR DOORS.

240 v			
LOAD CALC:		150 AMP	
QTY	ITEM	WATTS	TOTAL
12	LED Troffer	x 44	660 watts
0	Compact Fluorescent	x 26	0 watts
0	Fluorescent 17w 2 Lamp	x 31	0 watts
2	Ext. CFL Light	x 84	210 watts
0	Exhaust Fan 80 cfm	x 84	0 watts
0	Appliance circuit	x 1920	0 watts
14	Recept Duplex	x 180	2520 watts
0	Recept Dedicated	x 1920	0 watts
0	Recepts Computers Ckts.	x 1500	0 watts
0	Recepts Heat Tape	x 1800	0 watts
0	Water Heater (240v)	x 3000	0 watts
0	Water Cooler	x 370	0 watts
0	Res. Microwave	x 1350	0 watts
0	Res. Microwave	x 1350	0 watts
0	Emergency Light	x 14.4	0 watts
2	Emergency Light	x 14.4	29 watts
2	Exit Sign	x 2.8	7 watts
1	Alarm Panel	x 144	180 watts
2	Bard 3Ton / 10kw (240v)	x 13920	27840 watts
	Air Handler 3 Ton / 10kw (240v)	x 12420	0 watts
Total Watts:			31446
Total Amps:			131.02

200	
GROUND BAR	NEUTRAL
<u>WIRE SIZE OF:</u> Service Conductors: 1/0 Service Ground: 6	<u>TOTAL PANEL LOAD:</u> Total Watts: 31446 watts Voltage: 240 v Total Amps: 131.02 amps
Service Conduit Size for:	AWG #3/0 Conductors - 2 Phase and 1 Neutral
IMC, RMC or PVC	1 1/2 Inch



By Yuri at 4:20:10 PM, 6/11/2020
(Structural Aspects Only)

YURI YURIANTO
MODULAR STRUCTURAL
CONSULTANTS LLC
TX. REG. # F-15892
9720 COIT RD. STE. 220-150
PLANO, TX. 75025-5833

PALOMAR
MODULAR BUILDINGS LLC
© 2019, ALL RIGHTS RESERVED
505 NORTH I-35 E
DESOTO, TX. 75115

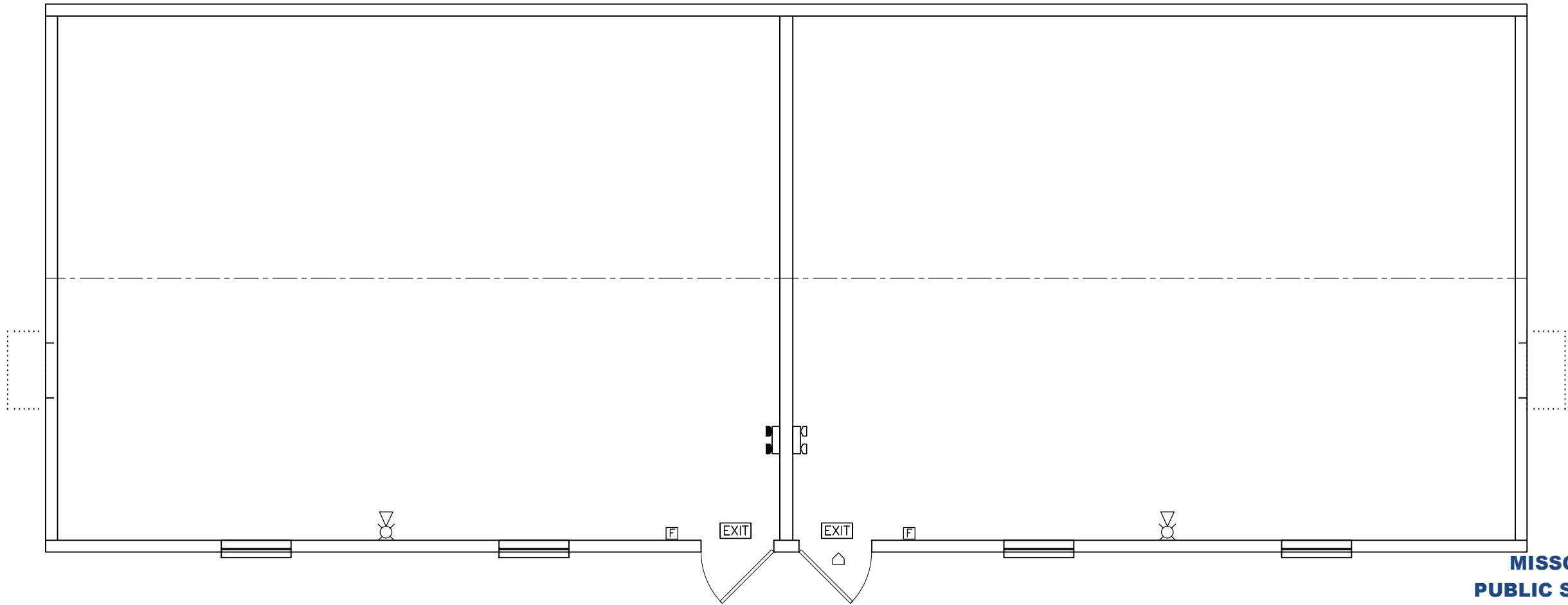
No.	DESCRIPTION	BY	Date

DATE:	6/9/2020
SCALE:	N.T.S.
PLOT SCALE:	N.T.S.
DRAWN BY:	NM
CHECK BY:	

ELECTRICAL CALCULATIONS
2464 DRY CLASSROOM BLDG
LEE'S SUMMIT, MO
Dwg. No. 2464 Dry Classroom
S/N: 2279-2280

SHEET No.
E-3

P:\PALOMAR\Drawings\2279-80 - Lees Summit\2464 DRY CLASSROOM 2.dwg, 6/11/2020 3:51:16 PM, NMiller



By Yuri at 4:20:14 PM, 6/11/2020
(Structural Aspects Only)

MISSOURI
PUBLIC SERVICE
COMMISSION
APPROVED
07/02/2020
MANUFACTURED
HOUSING

SYMBOL LEGEND	
	LIGHTED EXIT SIGN WITH BATTERY BACK-UP
	EMERGENCY LIGHT WITH BATTERY BACK-UP
	EMERGENCY LIGHT WITH BATTERY BACK-UP AND REMOTE HEAD
	EMERGENCY LIGHT REMOTE HEAD
	ALARM INITIATION DEVICE (PULL STATION) INSTALLED AT 48" A.F.F. TO TOP OF BOX
	ALARM NOTIFICATION APPLIANCE (HORN/STROBE) INSTALLED AT 80" AFF TO BOTTOM OF BOX
	ALARM NOTIFICATION APPLIANCE (HORN/STROBE) INSTALLED AT 80" AFF TO BOTTOM OF BOX

NOTE: FIRE ALARM APPLIANCES AND WIRING ARE NOT INSTALLED BY PALOMAR. BOXES AND CONDUIT ARE PROVIDED AT THE LOCATIONS SHOWN TO FACILITATE THEIR INSTALLATION BY A LICENSED ALARM INSTALLER.



1 FIRE ALARM LAYOUT
SCALE: 3/16" = 1'-0"

MODULAR STRUCTURAL CONSULTANTS LLC
9720 COIT RD. STE. 220-150
PLANO, LEE'S SUMMIT, MO 75025-5833
PHONE: 972-886-5373
TX. REGISTRATION # F-15892

PALOMAR
MODULAR BUILDINGS LLC
© 2017, PALOMAR MODULAR BUILDINGS LLC All Rights Reserved.
505 N. I-35E
DESOTO, LEE'S SUMMIT, MO 75115
PH: 469-727-0727

No.	DESCRIPTION	BY	DATE

DATE:	6/9/2020
SCALE:	3/16" = 1'-0"
PLOT SCALE:	1:1
DRAWN BY:	SGD
CHECKED BY:	

DRY CLASSROOM BUILDING LEE'S SUMMIT, MO FIRE ALARM LAYOUT 2464 DRY CLASSROOM SERIAL #: 2279-2280
--

SHEET No.
E-4