

# HY-VEE INC.

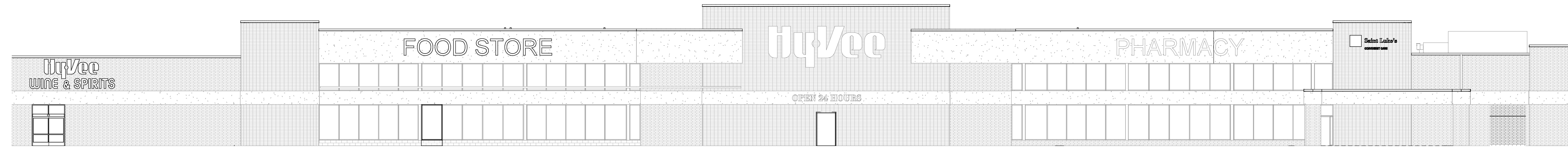
5820 Westown Parkway West Des Moines, Iowa 50266



## PROJECT LOCATION:

# LEE'S SUMMIT, MO #2

310 SW WARD RD, LEE'S SUMMIT, MO 64081



## DRAWING SCHEDULE

GENERAL		HD3.0A	HVAC DEMOLITION ROOF PLAN - PART A
G0.0	CODE ANALYSIS PLAN	HD3.0B	HVAC DEMOLITION ROOF PLAN - PART B
STRUCTURAL		PLUMBING	
S0.1	STRUCTURAL NOTES	P0.0	PLUMBING NOTES & SCHEDULES
S1.0	FOUNDATION PLAN	P0.1	PLUMBING SCHEDULES
S2.0	ROOF FRAMING PLAN	P1.0A	UNDERFLOOR PLUMBING PLAN - A
S5.0	STRUCTURAL SECTIONS & DETAILS	P1.0B	UNDERFLOOR PLUMBING PLAN - B
S5.1	STRUCTURAL SECTIONS & DETAILS	P2.0A	PLUMBING FLOOR PLAN - A
S5.2	STRUCTURAL SECTIONS & DETAILS	P2.0B	PLUMBING FLOOR PLAN - B
ARCHITECTURE		P2.5	PLUMBING ENLARGED PLANS
A0.0	FIXTURE & EQUIPMENT PLAN	P2.6	PLUMBING ENLARGED PLANS
A0.2	EXISTING FIXTURE & EQUIPMENT PLAN	P3.0A	PLUMBING ROOF PLAN - A
A0.3	OVERLAY PLAN	P3.0B	PLUMBING ROOF PLAN - B
A0.4	PHASING PLAN	P4.0	SINK DETAILS
A0.4A	PHASED EXITING PLAN	P4.1	PLUMBING DETAILS
AD1.0	ARCHITECTURAL DEMOLITION PLAN	P5.0	WASTE & VENT RISER DIAGRAM - A
AD2.0	DEMOLITION SLAB AND FLOOR FINISH PLAN	P5.1	WASTE & VENT RISER DIAGRAM - B
AD5.1	DEMOLITION REFLECTED CEILING PLAN	PD1.0A	UNDERFLOOR DEMOLITION PLUMBING PLAN - A
AD8.0	DEMOLITION ROOF PLAN	PD1.0B	UNDERFLOOR DEMOLITION PLUMBING PLAN - B
A1.0	FLOOR PLAN	PD2.0A	DEMOLITION PLUMBING PLAN - A
A2.0	FLOOR FINISH & JOINT PLAN	PD2.0B	DEMOLITION PLUMBING PLAN - B
A2.0A	FLOOR FINISH & JOINT PLAN	PE1.0A	PLUMBING STUB-UP PLAN - A
A2.2	FINISH SCHEDULE	PE1.0B	PLUMBING STUB-UP PLAN - B
A2.3	DOOR SCHEDULE & DETAILS	FIRE PROTECTION	
A2.4	INTERIOR DECOR PLAN	FP0.0	FIRE PROTECTION NOTES AND SYMBOLS
A2.4A	MISC DECOR AND ASSET PROTECTION PLAN	FP1.0	FIRE PROTECTION FLOOR PLAN - PART A
A2.5	INTERIOR WALL DETAILS	FP1.1	FIRE PROTECTION FLOOR PLAN - PART B
A3.0	FRONT ENTRANCE PLANS & DETAILS	ELECTRICAL	
A3.0A	FRONT ENTRANCE ELEVATIONS	E0.0	ELECTRICAL NOTES & SYMBOLS
A3.1	ENLARGED PLAN & ELEVATIONS - FOOD SERVICE	E0.0A	ELECTRICAL DETAILS
A3.1A	ENLARGED PLAN & ELEVATIONS - FOOD SERVICE	E0.1	ELECTRICAL EQUIPMENT LISTING
A3.2	ENLARGED PLAN & ELEV - HICKORY HOUSE, ASIAN, HIBACHI, ITALIAN	E1.0	FEEDER RISER DIAGRAM
A3.3	ENLARGED PLAN & ELEVATIONS - BAKERY	E1.1	ELECTRICAL PANEL SCHEDULES
A3.4	ENLARGED PLAN & ELEVATIONS - DELICATESSAN	E1.2	ELECTRICAL PANEL SCHEDULES
A3.5	ENLARGED PLAN & ELEVATIONS - MEAT/SEAFOOD	E2.0A	ELECTRICAL PLAN - PART A
A3.6	ENLARGED PLAN & ELEVATIONS - CUSTOMER SERVICE & MONEY SERVICE	E2.0B	ELECTRICAL PLAN - PART B
A3.7	ENLARGED PLAN & ELEVATIONS - PHARMACY	E2.1	ELECTRICAL PART PLANS
A3.7A	ENLARGED PLAN & ELEVATIONS - CLINIC	E2.2	ELECTRICAL PART PLANS
A3.8	ENLARGED PLAN & ELEVATIONS - RESTROOM	E2.9A	ROOF ELECTRICAL PLAN - PART A
A3.8A	ENLARGED PLAN & ELEVATIONS - MISC. OFFICES	E2.9B	ROOF ELECTRICAL PLAN - PART B
A3.8B	ENLARGED PLAN & ELEVATIONS - MISC. OFFICES	E3.0A	LIGHTING FLOOR PLAN - PART A
A3.9	ENLARGED PLAN & ELEVATIONS - CASUAL DINING	E3.0B	LIGHTING FLOOR PLAN - PART B
A3.10	ENLARGED PLAN & ELEVATIONS - FLORAL	E3.1	LIGHTING SCHEDULES AND DETAILS
A3.12	ENLARGED PLAN & ELEVATIONS - WINE & SPIRITS	E4.4	REGISTER SYSTEMS PLAN
A3.13	ENLARGED PLAN & ELEVATIONS - PRODUCE PREP	E5.0B	REFRIGERATION ELECTRICAL POWER PLAN - PART B
A5.0	DIMENSIONED BULKHEAD PLAN	ED1.0A	ELECTRICAL DEMOLITION PLAN - PART A
A5.1	REFLECTED CEILING PLAN	ED1.0B	ELECTRICAL DEMOLITION PLAN - PART B
A5.2	ENLARGED PARTIAL RCP PLANS & CEILING DETAILS	ED2.0	ELECTRICAL DEMOLITION ROOF PLAN
A6.0	EXTERIOR ELEVATIONS	E6.1	CONTROL WIRE PULLS
A8.0	ROOF PLAN	E7.1	CONTROL WIRE PULLS
EQUIPMENT		E7.2	CONTROL WIRE PULLS
EQ1.0	EQUIPMENT PLAN	E7.3	REFRIGERATION CONTROL DETAILS AND BUSBAR LAYOUT
EQ1.1	ENLARGED EQUIPMENT PLAN	REFRIGERATION	
EQ1.2	ENLARGED EQUIPMENT PLAN	R0	REFRIGERATION CASE LOCATION PLAN
MECHANICAL		R1.0	REFRIGERATION UNDER FLOOR PLAN
H0.0	HVAC NOTES AND SYMBOLS	R2.0	REFRIGERATION PIPING FLOOR PLAN
H1.0A	HVAC FLOOR PLAN - PART A	R2.1	REFRIGERATION CONDENSATE PIPING FLOOR PLAN
H1.0B	HVAC FLOOR PLAN - PART B	R3.0	REFRIGERATION SCHEDULES AND MACHINE ROOM LAYOUT
H1.1	HVAC ENLARGED PLANS	R3.1	REFRIGERATION STRUCTURAL COORDINATION
H1.2	HVAC ENLARGED PLANS	R4.0	REFRIGERATION LEGEND AND LINE SIZING SCHEMATIC
H3.0A	HVAC ROOF PLAN - PART A	R4.1	REFRIGERATION LEGEND AND LINE SIZING SCHEMATIC
H3.0B	HVAC ROOF PLAN - PART B	R4.2	REFRIGERATION LEGEND AND LINE SIZING SCHEMATIC
H4.0	HVAC DETAILS	R4.3	REFRIGERATION LEGEND AND LINE SIZING SCHEMATIC
H4.1	HVAC SCHEDULES	R4.4	REFRIGERATION EXISTING FLOOR PLAN
H5.1	HVAC CONTROL DIAGRAMS	R5.0	PIPING DETAILS
H5.2	HVAC CONTROL DIAGRAMS	R5.1	PIPING DETAILS
HD1.0A	HVAC DEMOLITION FLOOR PLAN - PART A		
HD1.0B	HVAC DEMOLITION FLOOR PLAN - PART B		

1 REMOVE SHEETS XE4.0 AND XE4.0A FROM THE DRAWING SCHEDULE IN THEIR ENTIRETY.





CODE ANALYSIS

1) APPLICABLE CODES

BUILDING CODE: 2018 INTERNATIONAL BUILDING CODE (IBC)  
MECHANICAL CODE: 2018 INTERNATIONAL MECHANICAL CODE (IMC)  
PLUMBING CODE: 2018 INTERNATIONAL PLUMBING CODE (IPC)  
ELECTRIC CODE: 2017 NATIONAL ELECTRICAL CODE (NEC)  
FIRE CODE: 2018 INTERNATIONAL FIRE CODE (IFC)  
ACCESSIBILITY CODE: 2009 ICC A117.1  
FUEL / GAS CODE: 2018 INTERNATIONAL FUEL GAS CODE

2) DEFERRED SUBMITTALS

FIRE PROTECTION SYSTEM SHOP DRAWINGS  
FIRE ALARM SYSTEM SHOP DRAWINGS

3) USE GROUP: M

4) TYPE OF CONSTRUCTION: II-B - UNLIMITED

5) THIS BUILDING IS EQUIPPED THROUGHOUT WITH AN AUTOMATIC SPRINKLER SYSTEM.

6) MIXED OCCUPANTS

A2 - BREAK ROOM AND FOOD TENANT - ACCESSORY USE  
B - OFFICE, CUSTOMER SERVICE, PHARMACY, BAR - ACCESSORY USE  
F-1 - FOOD PREP AREAS (DELI, BAKERY, MEAT, PRODUCE) - ACCESSORY USE  
M - RETAIL SALES - MIXED USE  
S1 - RECEIVING, STOCK/STORAGE ROOMS, COOLERS/FREEZERS - STORAGE AREAS (MIXED USE)

7) ALLOWABLE AREA:

A) ALLOWABLE TABULAR AREA - UNLIMITED  
B) ENTIRE BUILDING IS FULLY SPRINKLERED

8) ACTUAL BUILDING AREA:

A) EXISTING FOOTPRINT AREA (MAIN LEVEL) = 85,703 SF  
B) NO ADDED SQUARE FOOTAGE AS PART OF THIS REMODEL

9) OCCUPANT LOAD: TABLE 1004.5

OCCUPANCY LOAD CALCULATIONS				
Name	Area	Occupancy Load	Occupants	
ASSEMBLY	3,269.16	15	218	
BUSINESS	2,316.24	150	16	
MERCANTILE	54,930.62	60	916	
PREP	6,033.35	200	31	
STORAGE	13,907.06	300	44	
Grand total	79,646.43		1,225	

10) EXITS REQUIREMENTS

A) (4) EXITS REQUIRED (SECTION 1006.3.2) - (7) PUBLIC & (1) EMPLOYEE PROVIDED  
B) 250' MAXIMUM TRAVEL (TABLE 1017.2)  
C) TOTAL OCCUPANT LOAD OF LIQUOR STORE = 202 OCCUPANTS  
D) TOTAL OCCUPANT EXIT OF LIQUOR STORE = 770 OCCUPANTS  
E) TOTAL OCCUPANT LOAD OF GROCERY PUBLIC SPACE = 916 OCCUPANTS  
F) TOTAL OCCUPANT EXIT OF GROCERY PUBLIC SPACE = 2,310 OCCUPANTS  
G) TOTAL EMPLOYEE OCCUPANT EXIT = 195 OCCUPANTS  
H) TOTAL OCCUPANT EXIT PROVIDED = 3,275 OCCUPANTS (3,275 > 1,225)  
I) TOTAL ACCESSIBLE EXITS (PER ADA): 2 REQUIRED & 5 PROVIDED

11) TRAVEL DISTANCE  
MAXIMUM TRAVEL DISTANCE: 250 FT

12) PLUMBING FIXTURE COUNTS

PER TABLE 403.1 (IPC) AND CHAPTER 29 (IBC)  
TOTAL BUILDING OCCUPANT LOAD: 1,225  
LOAD DISTRIBUTION: 50% MALE, 50% FEMALE  
DISTRIBUTION COUNT: 613 MALE & 613 FEMALE

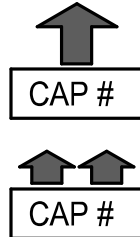
LAVATORIES REQUIRED:  
MALE LAVATORIES: 1 (6 PROVIDED)  
FEMALE LAVATORIES: 1 (6 PROVIDED)

WATER CLOSETS REQUIRED:  
MALE WATER CLOSETS: 2 (6 PROVIDED)  
FEMALE WATER CLOSETS: 2 (6 PROVIDED)  
UNISEX/FAMILY WATER CLOSETS: 0 (1 PROVIDED)

PER INTERNATIONAL PLUMBING CODE (IPC) TABLE 419.2  
URINALS CAN BE SUBSTITUTED UP TO 50 PERCENT OF THE REQUIRED WATER CLOSETS

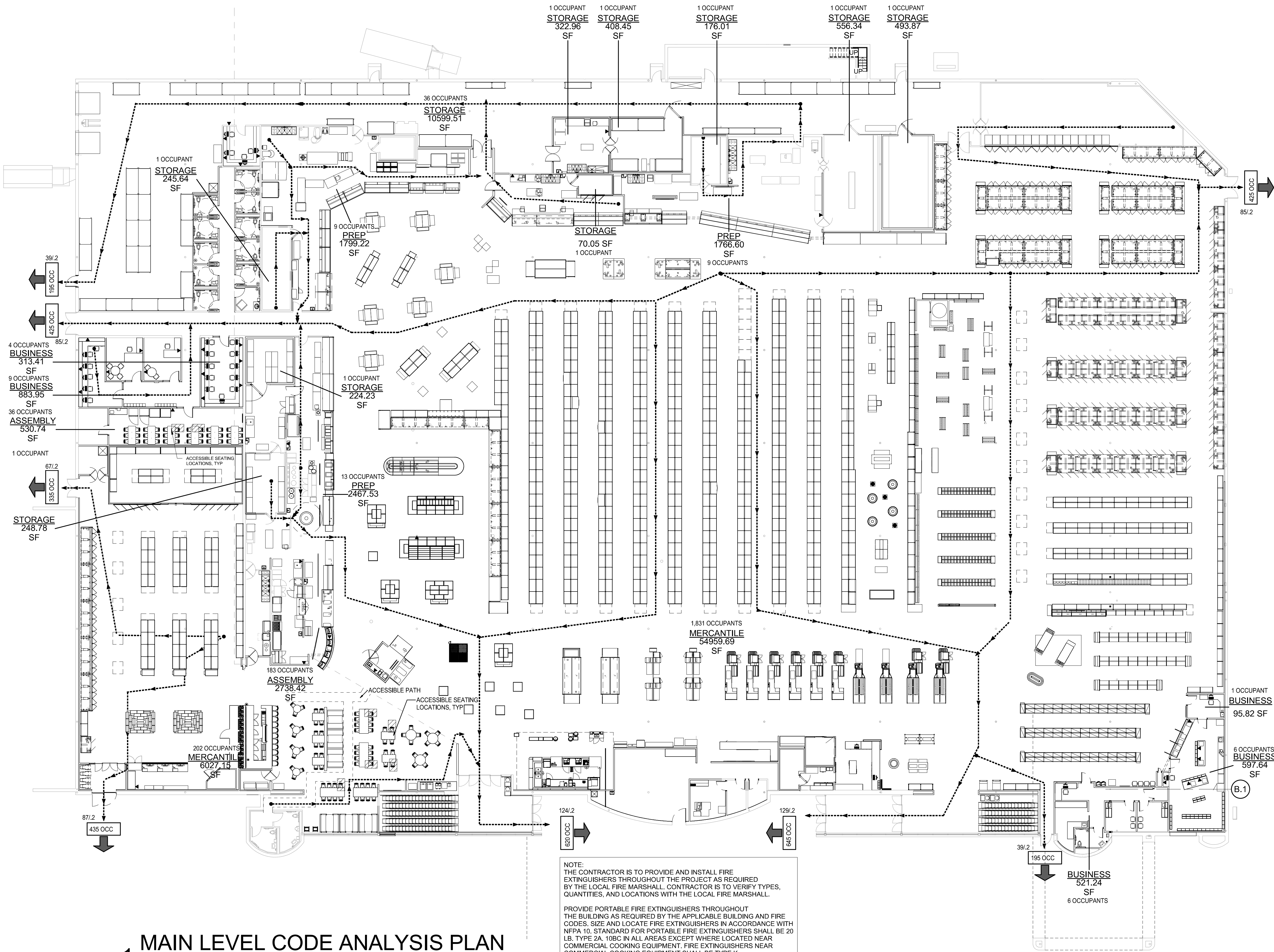
DRINKING FOUNTAINS:  
3 REQUIRED, 2 PROVIDED (HI-LOW) + WATER AT SEATING AREA

CODE KEY PLAN



POINT OF EGRESS AND EGRESS CAPACITY

HORIZONTAL EXIT AND EGRESS CAPACITY



NOTE:  
THE CONTRACTOR IS TO PROVIDE AND INSTALL FIRE EXTINGUISHERS THROUGHOUT THE PROJECT AS REQUIRED BY THE LOCAL FIRE MARSHALL. CONTRACTOR IS TO VERIFY TYPES, QUANTITIES, AND LOCATIONS WITH THE LOCAL FIRE MARSHALL.  
PROVIDE PORTABLE FIRE EXTINGUISHERS THROUGHOUT THE BUILDING AS REQUIRED BY THE APPLICABLE BUILDING AND FIRE CODES. SIZE AND LOCATE FIRE EXTINGUISHERS IN ACCORDANCE WITH NFPA 10. STANDARD FOR PORTABLE FIRE EXTINGUISHERS SHALL BE 20 LB. TYPE 2A. (IBC IN ALL AREAS EXCEPT WHERE LOCATED NEAR COMMERCIAL COOKING EQUIPMENT. FIRE EXTINGUISHERS NEAR COMMERCIAL COOKING EQUIPMENT SHALL BE TYPE K.

1 MAIN LEVEL CODE ANALYSIS PLAN

SCALE: 1/16" = 1'-0"


REVISION

DATE BY

brr

Architect of Record:  
BRR Architecture, Inc.  
Kansas City  
Overland Park, KS 66204

PROFESSIONAL SEAL

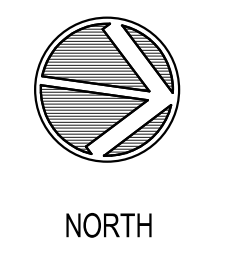


Richard A. Majors, Jr.  
Architect  
Missouri License No. A-007528

LOCATION  
LEE'S SUMMIT, MO #2

HY-VEE, INC.  
5820 WESTOWN PARKWAY  
WEST DES MOINES, IOWA 50386  
TEL: (515) 267-2800  
FAX: (515) 267-2835

HY-VEE  
EMPLOYEE OWNED



CODE ANALYSIS  
PLAN

PROJECT MANAGER: SB  
CHECKED BY: JPS  
DATE: 10/20/2020  
SCALE: As indicated  
JOB NUMBER: 62930547

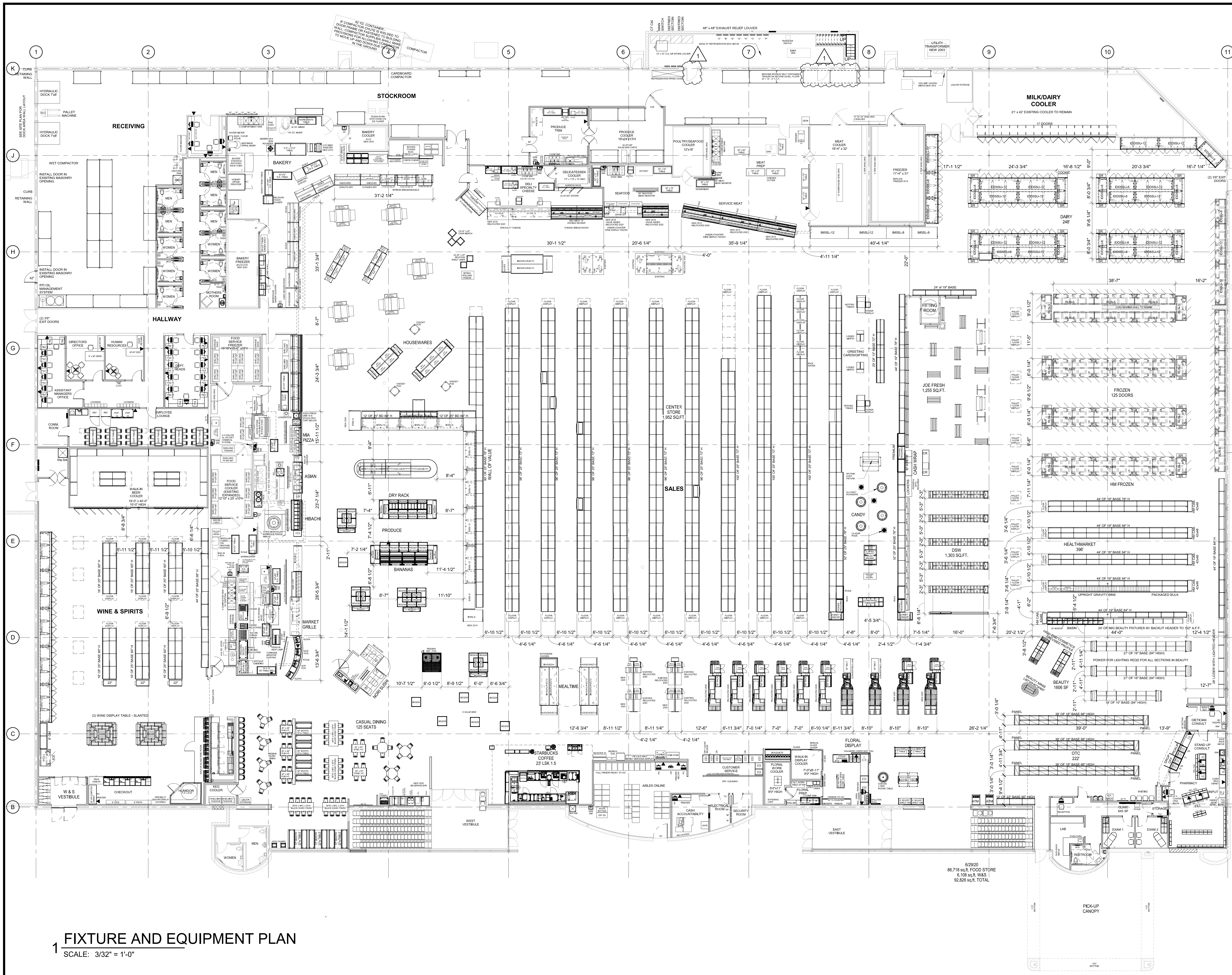
SHEET

G0.0



# 1 FIXTURE AND EQUIPMENT PLAN

SCALE: 3/32" = 1'-0"



REVISION

DATE

BY

11/20/20

brr

Architect of Record:  
BRR Architecture, Inc.

Kansas City  
Overland Park, KS 66204  
Tel: 913-262-9095  
Fax: 913-262-9044

PROFESSIONAL SEAL  
STATE OF MISSOURI  
RICHARD A. MAJORS, JR.  
ARCHITECT  
NUMBER  
A-072811  
EXPIRED 01/01/2020

11/13/20  
Richard A. Majors, Jr.  
Architect  
Missouri License No. A-072811

LOCATION  
LEE'S SUMMIT, MO #2

HY-VEE INC.  
5820 WEST TOWN PARKWAY  
WEST DES MOINES, IOWA 50386  
TEL: 515.281.6800  
FAX: 515.267.4335

EMPLOYEE OWNED



FIXTURE &  
EQUIPMENT PLAN

PROJECT MANAGER  
SB  
CHECKED BY  
JPS  
DRAWN BY:  
AP  
DATE:  
10/20/2020  
SCALE:  
3/32" = 1'-0"  
JOB NUMBER:  
62930547  
SHEET:

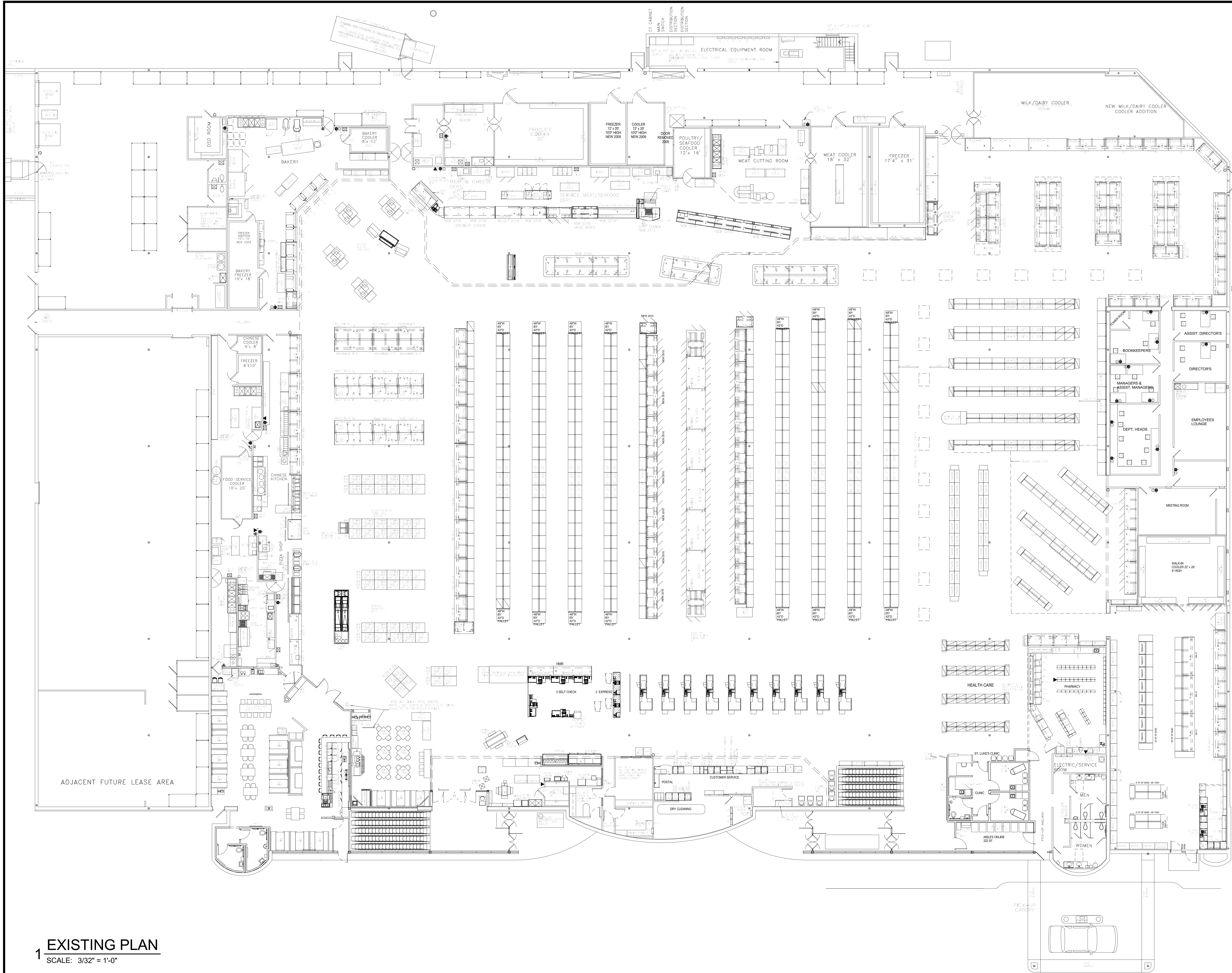
A0.0



10/22/2020 10:20:24 PM

# 1 EXISTING PLAN

SCALE: 3/32" = 1'-0"



REVISION

DATE BY

brr

Architect of Record:  
BRR Architecture, Inc.  
Kansas City  
Overland Park, KS 66204  
Tel: 913-262-9095  
Fax: 913-262-9044

PROFESSIONAL SEAL

STATE OF MISSOURI

RICHARD A. MAJORS, JR.

NUMBER  
A-007528

REGISTERED ARCHITECT

Richard A. Majors, Jr.  
Architect  
Missouri License No. A-007528

LOCATION

LEE'S SUMMIT, MO #2

HY-VEE INC.

5820 WESTOWN PARKWAY  
WEST DES MOINES, IOWA 50386  
TEL: (515) 281-2800  
FAX: (515) 281-2835

HY-VEE®

EMPLOYEE OWNED

NORTH

EXISTING FIXTURE  
& EQUIPMENT  
PLAN

PROJECT MANAGER  
SB

CHECKED BY  
JPS

DRAWN BY  
SL

DATE  
10/20/2020

SCALE  
3/32" = 1'-0"

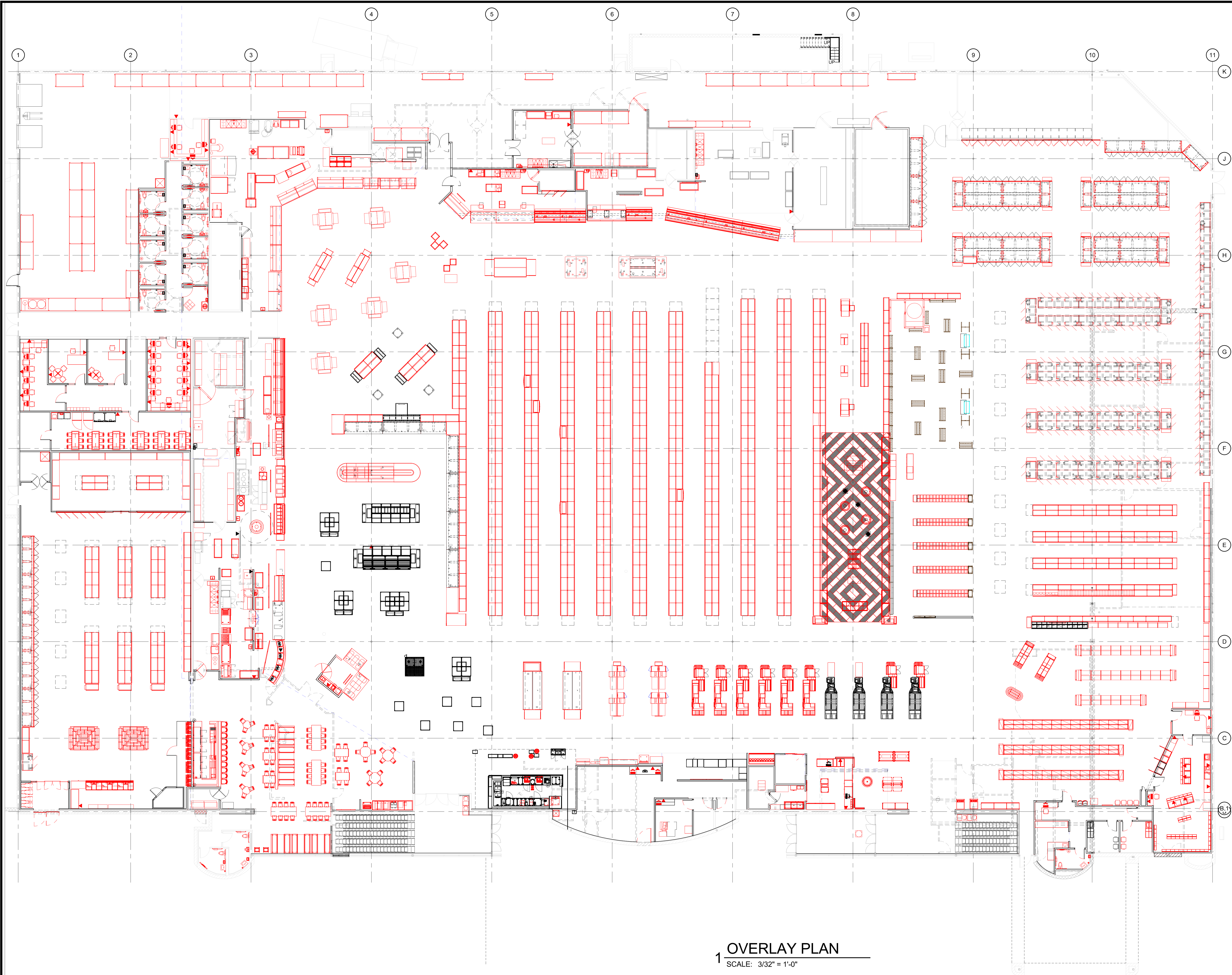
JOB NUMBER  
62930547

SHEET

A0.2



10/22/2020 10:27:36 PM



1 OVERLAY PLAN  
SCALE: 3/32" = 1'-0"

REVISION		DATE BY

Architect of Record:  
BRR Architecture, Inc.  
Kansas City 8131 Metcalf Avenue  
Suite 300  
Overland Park, KS 66204  
Phone: 913-262-9095  
Fax: 913-262-9044  
Austin  
Harris  
Los Angeles  
Chicago

PROFESSIONAL SEAL

Richard A. Majors, Jr.  
Architect  
Missouri License No. A-007528

LOCATION  
LEE'S SUMMIT, MO #2

HY-VEE INC.  
5820 WESTTOWN PARKWAY  
WEST DES MOINES, IOWA 50386  
TEL: (515) 281-2800  
FAX: (515) 281-2335

EMPLOYEE OWNED

NORTH

OVERLAY PLAN

PROJECT MANAGER	CHECKED BY
SB	JPS

DRAWN BY	DATE
AO	10/20/2020

SCALE	JOB NUMBER
3/32" = 1'-0"	62930547

SHEET:

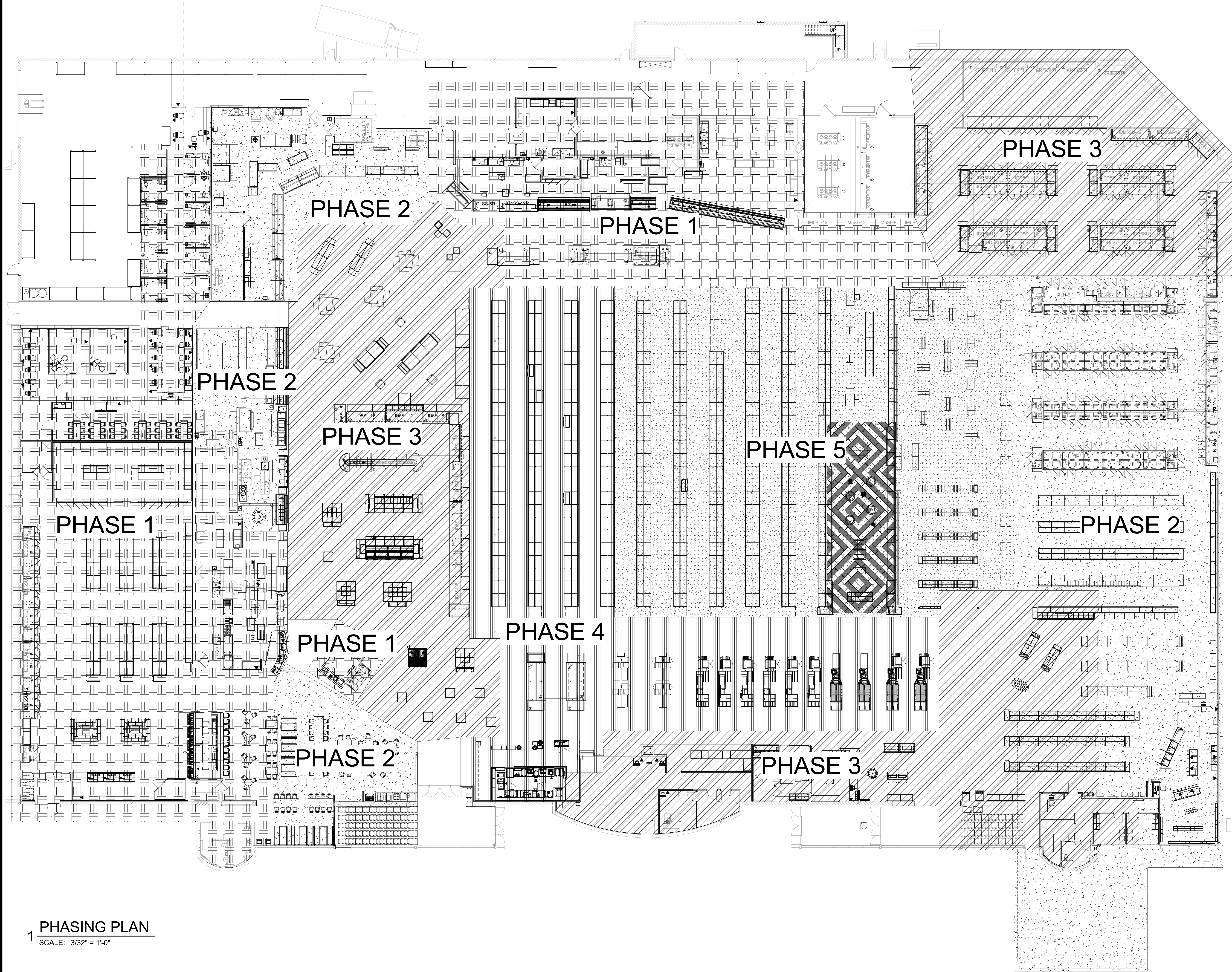
A0.3



10/22/2020 10:20:50 PM

# 1 PHASING PLAN

SCALE: 3/32" = 1'-0"



REVISION	DATE BY

Architect of Record:  
BRR Architecture, Inc.  
Kansas City  
Overland Park, KS 66204  
Tel: 913-262-9095  
Fax: 913-262-9044

PROFESSIONAL SEAL

LOCATION  
LEE'S SUMMIT, MO #2

HY-VEE INC.  
5820 WESTTOWN PARKWAY  
WEST DES MOINES, IOWA 50386  
TEL: (515) 267-2800  
FAX: (515) 267-2335

EMPLOYEE OWNED

NORTH

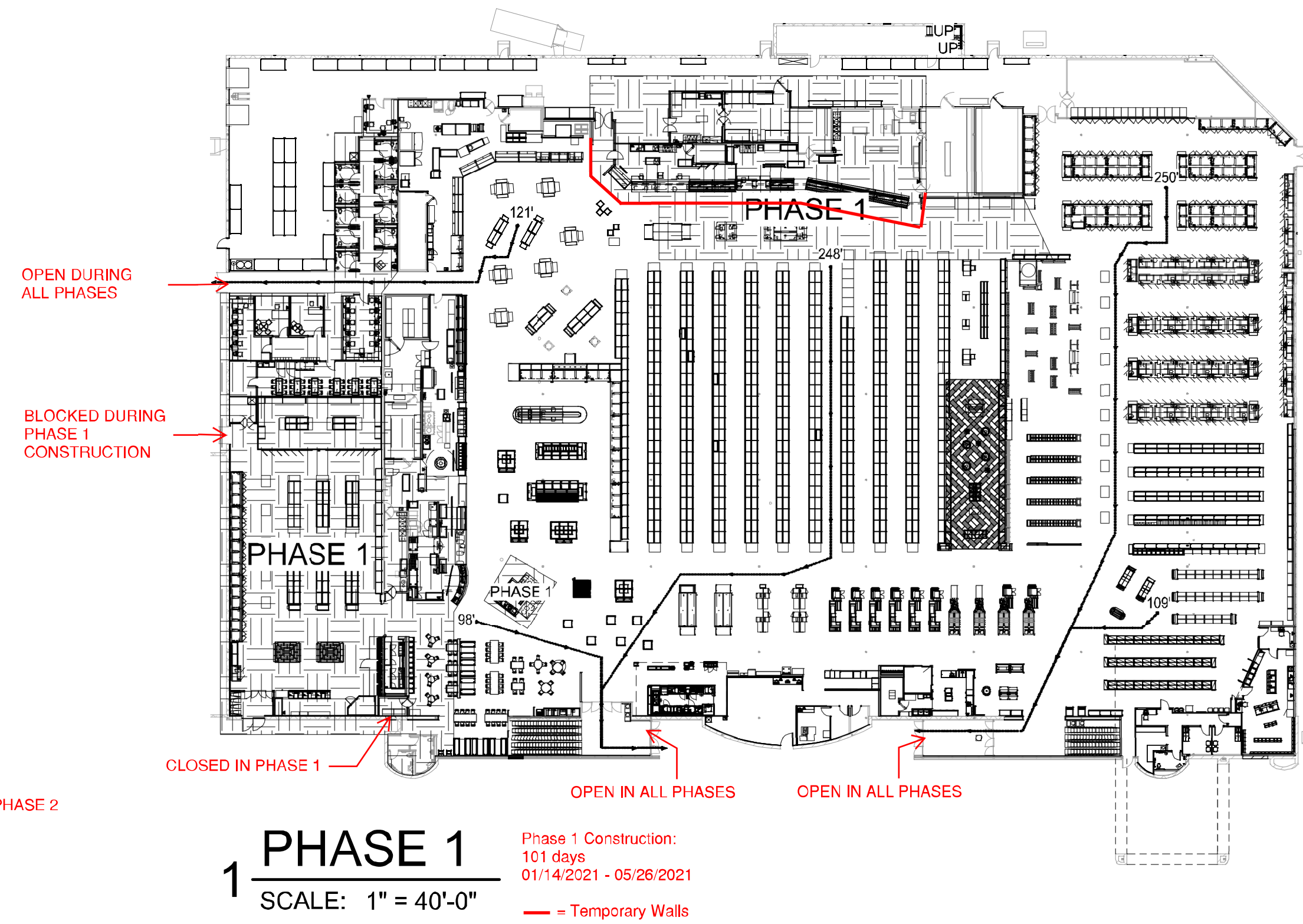
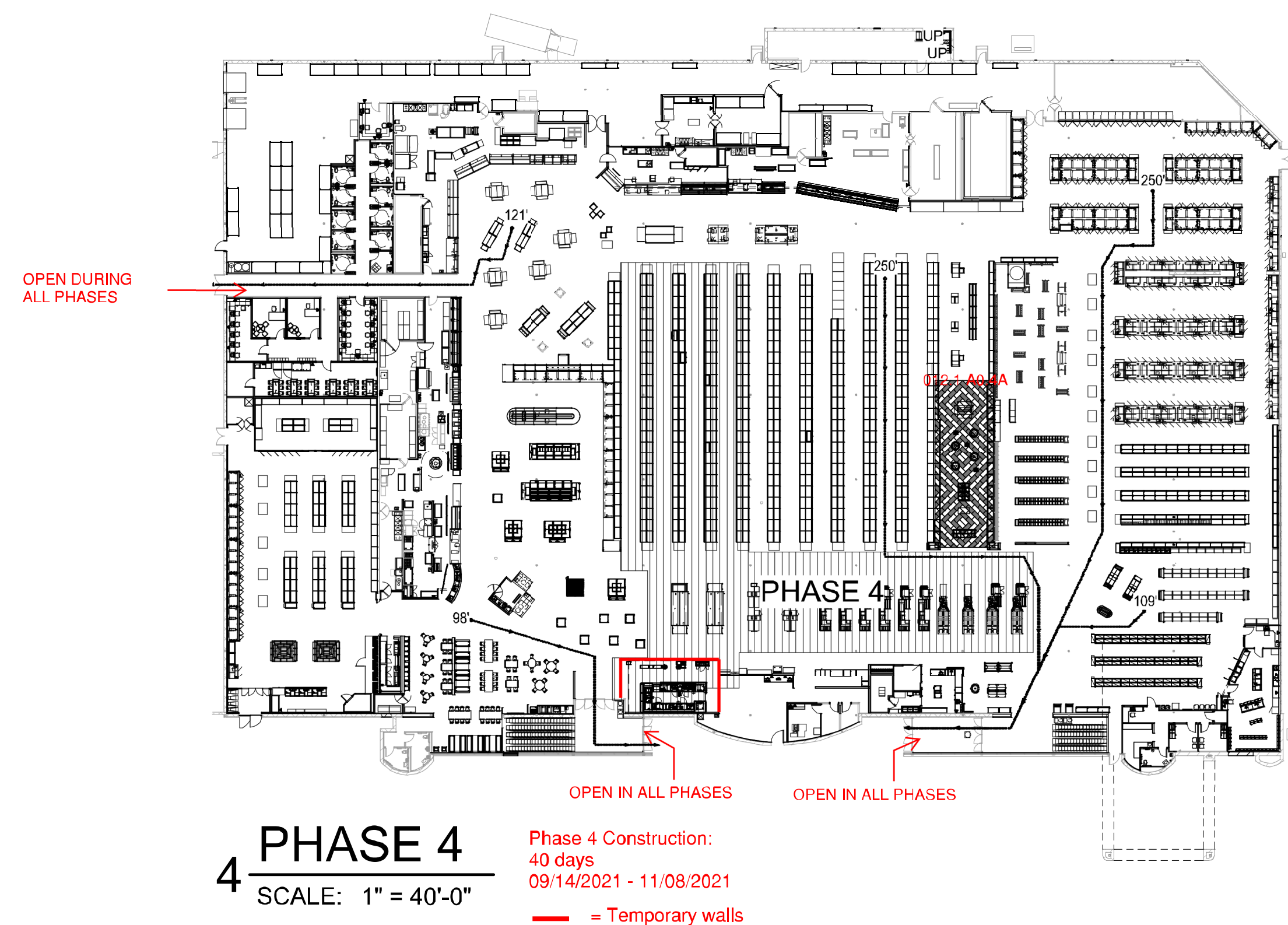
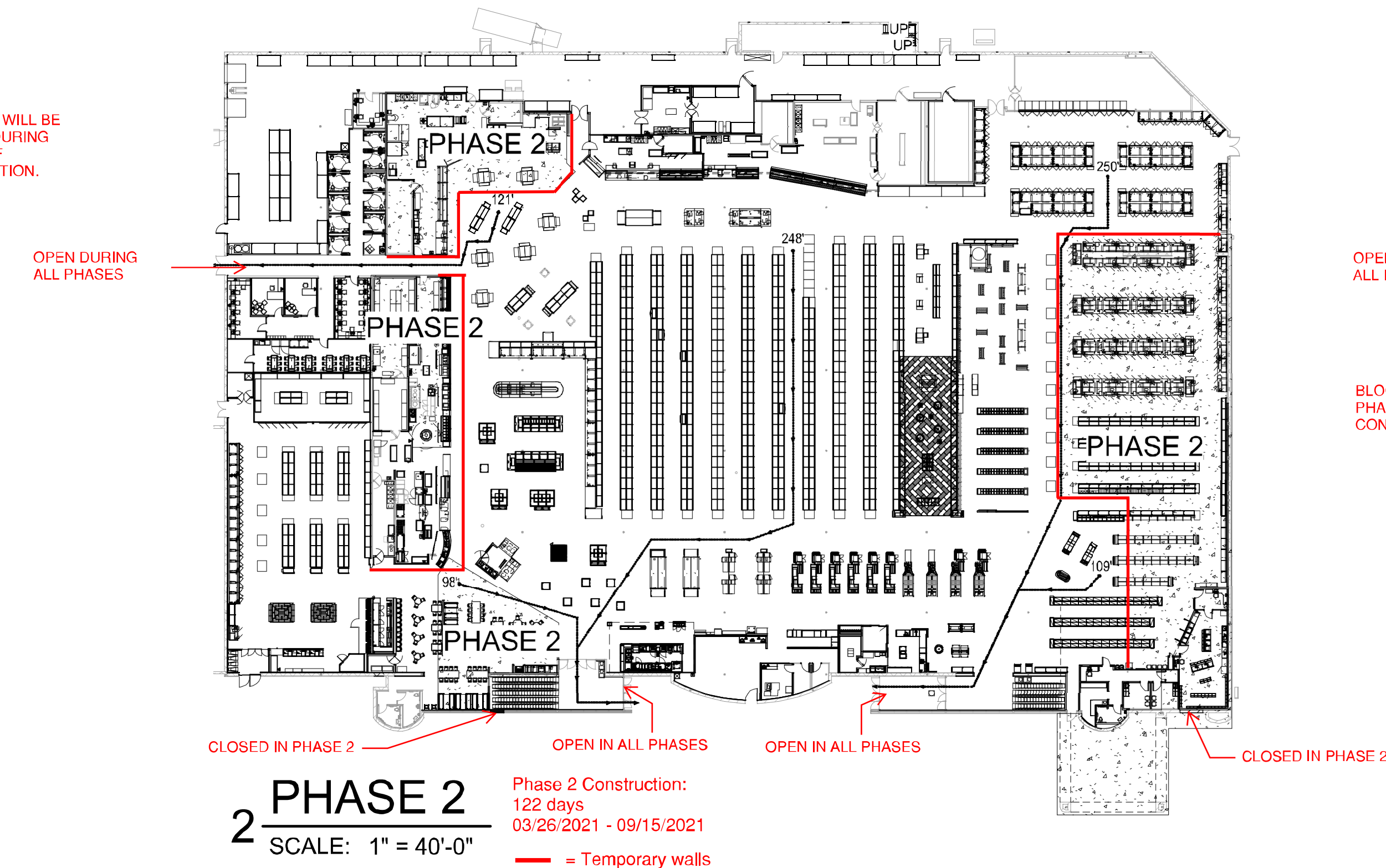
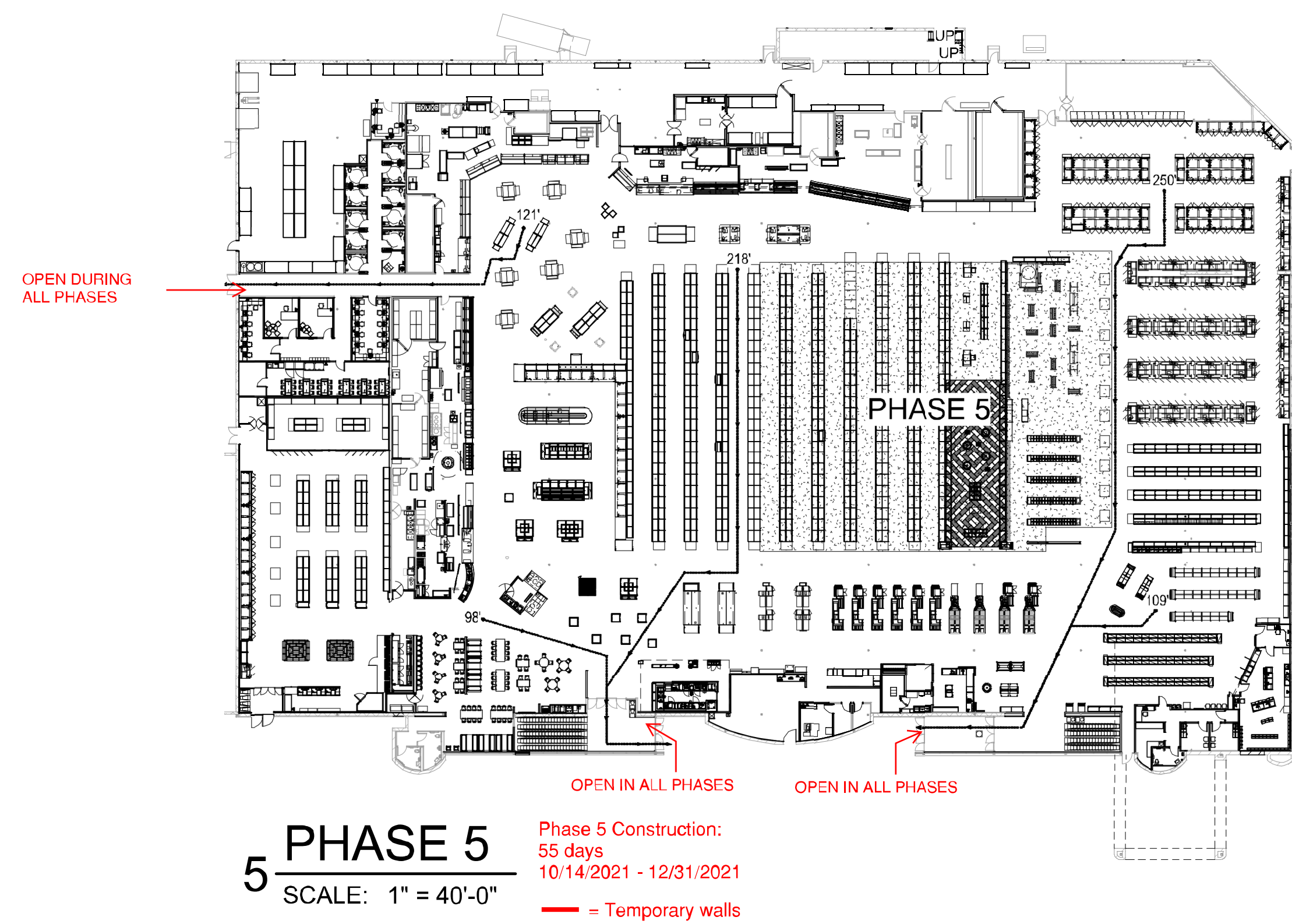
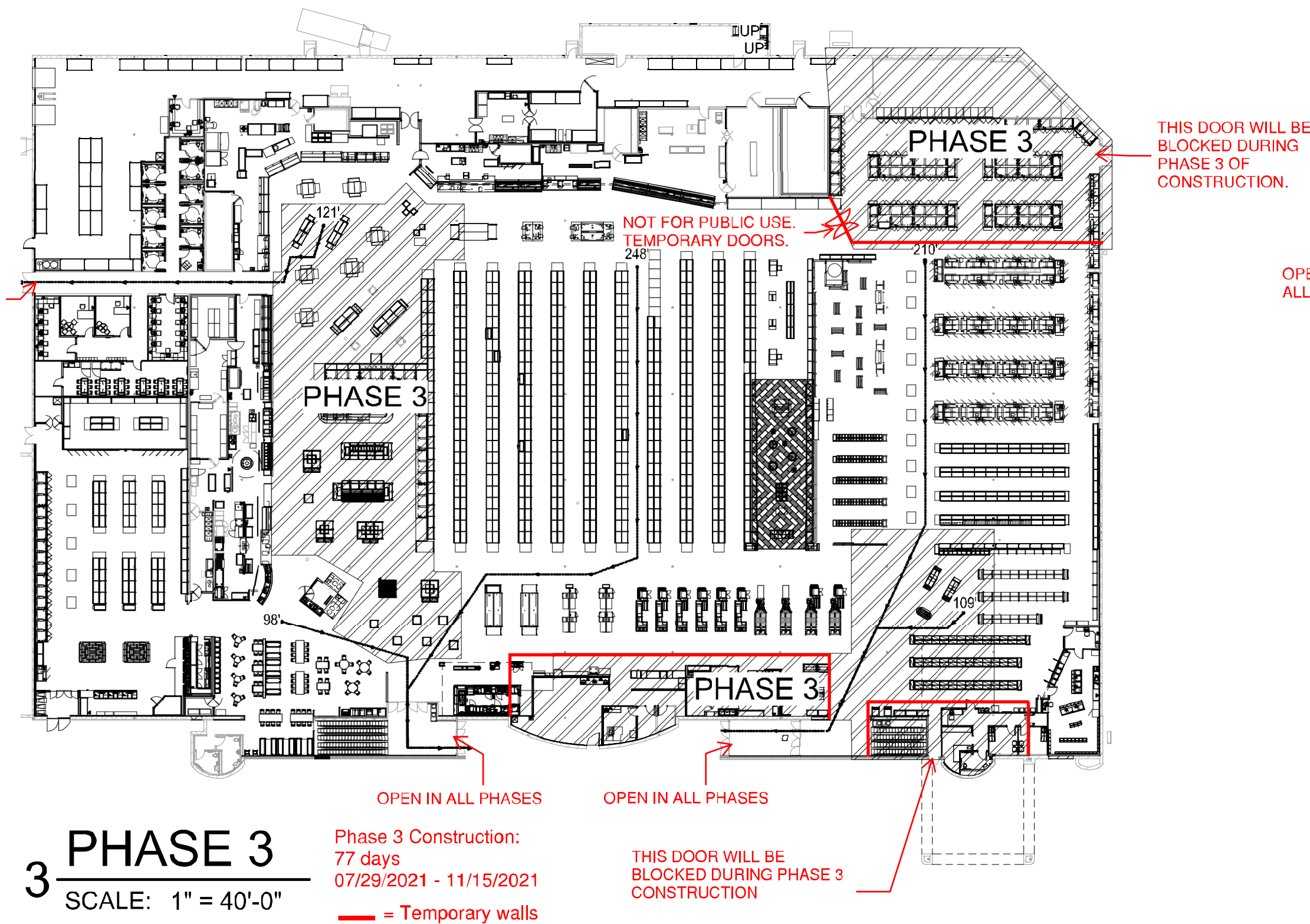
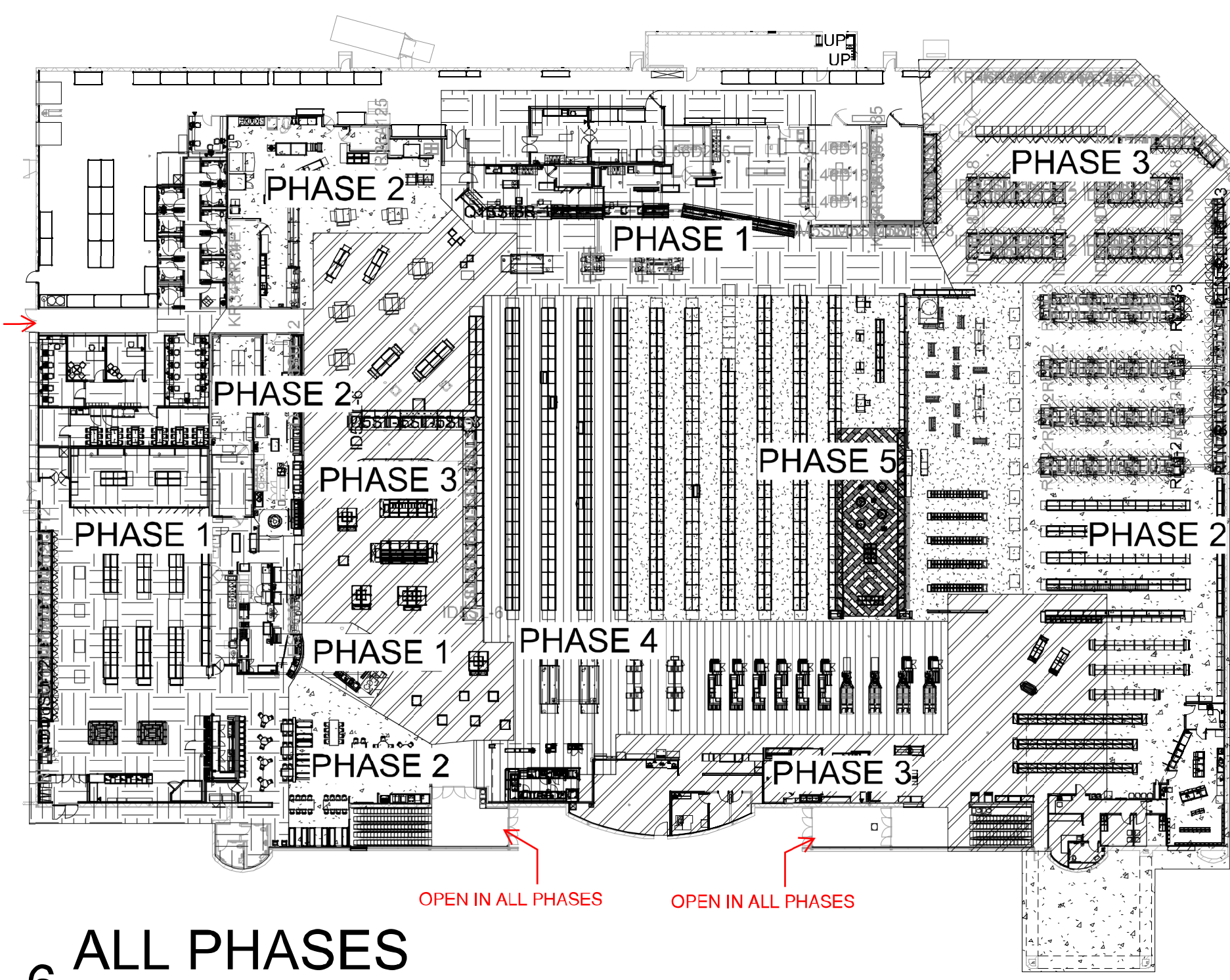
PHASING PLAN

PROJECT MANAGER SB	CHECKED BY JPS
DRAWN BY AP	DATE 10/20/2020
SCALE 3/32" = 1'-0"	JOB NUMBER 62930547
SHEET	

A0.4



11/4/2020 12:05:10 PM



REVISION		DATE BY
1	ASR#1	11/10/20

**brr**

Architect of Record: Rich A. Majors  
BRR Architecture, Inc.

Kansas City 8131 Meckelf Ave  
Overland Park 66150-3800  
Overland Park, KS 66204

Phone: 913-262-9095  
Fax: 913-262-9044

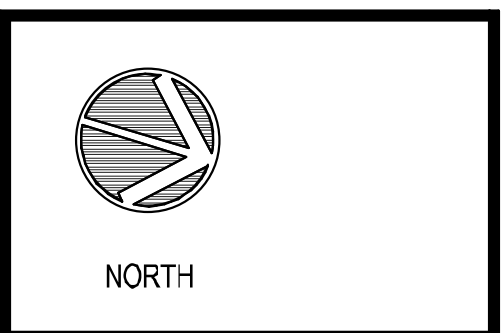
PROFESSIONAL SEAL

STATE OF MISSOURI  
RICHARD A. MAJORS, JR.  
NUMBER A-072811  
EXPIRATION DATE 11/13/20

LOCATION  
LEE'S SUMMIT, MO #2

HY-VEE INC.  
5820 WESTTOWN PARKWAY  
WEST DES MOINES, IOWA 50386  
TEL: (515) 281-2800  
FAX: (515) 281-2335

**HyVee**  
EMPLOYEE OWNED



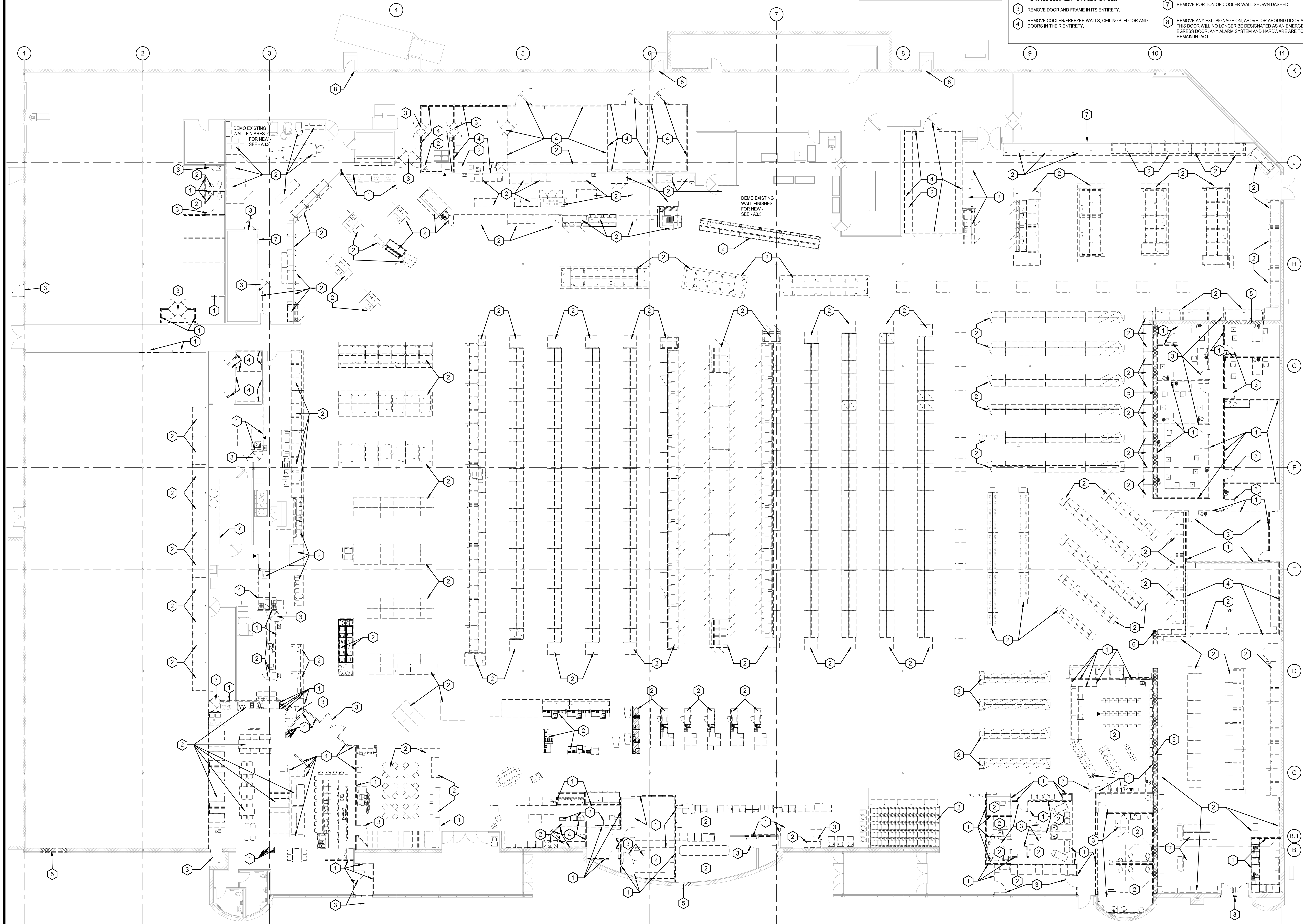
PHASING

PROJECT MANAGER SB	DRAWN BY AP	CHECKED BY JPS
DATE 10/20/2020	SCALE 1" = 40'-0"	JOB NUMBER 62832547

SHEET:  
A0.4a



10/22/2020 10:25:44 PM



NOTE: WHERE JUST A PORTION OF A COOLER/FREEZER BOX OR COOLER/FREEZER BOX DOOR IS TO BE REMOVED, THE PARTIAL REMOVAL AND BOTH THE TEMPORARY AND PERMANENT SUPPORT OF THE EXISTING COOLER/FREEZER BOX CEILING ABOVE IS TO BE BY THE REFRIGERATION CONTRACTOR.

DEMOLITION NOTES

- |   |  |
|---|--|
| 1 REMOVE WALL IN ITS ENTIRETY. PATCH/REPAIR EXISTING ADJACENT SURFACES TO RECEIVE NEW FINISHES.   | 5 REMOVE PORTION OF CMU WALL, REF STRUC  |
| 2 REMOVE FIXTURE IN ITS ENTIRETY. CAP ALL ABANDONED UTILITIES. CONTRACTOR TO VERIFY WITH HY-VEE IF REMOVED EQUIPMENT IS TO BE SALVAGED. | 6 REMOVE COLUMN, REF STRUC   |
| 3 REMOVE DOOR AND FRAME IN ITS ENTIRETY.  | 7 REMOVE PORTION OF COOLER WALL SHOWN DASHED   |
| 4 REMOVE COOLER/FREEZER WALLS, CEILINGS, FLOOR AND DOORS IN THEIR ENTIRETY.   | 8 REMOVE ANY EXIT SIGNAGE ON, ABOVE, OR AROUND DOOR AS THIS DOOR WILL NO LONGER BE DESIGNATED AS AN EMERGENCY EGRESS DOOR. ANY ALARM SYSTEM AND HARDWARE ARE TO REMAIN INTACT. |

1 DEMOLITION PLAN  
SCALE: 3/32" = 1'-0"

REVISION		DATE BY

Architect of Record:  
BRR Architecture, Inc.  
Kansas City  
Overland Park, KS 66204  
Tel: 913-262-9095  
Fax: 913-262-9044

LOCATION  
LEE'S SUMMIT, MO #2

HY-VEE, INC.  
5820 WESTTOWN PARKWAY  
WEST DES MOINES, IOWA 50386  
TEL: (515) 281-2800  
FAX: (515) 281-2835  
EMPLOYEE OWNED

NORTH

ARCHITECTURAL  
DEMOLITION PLAN

PROJECT MANAGER SB	CHECKED BY JPS
DRAWN BY: As indicated	DATE 10/20/2020
SCALE: As indicated	JOB NUMBER 62930547

AD1.0



DEMOLITION LEGEND

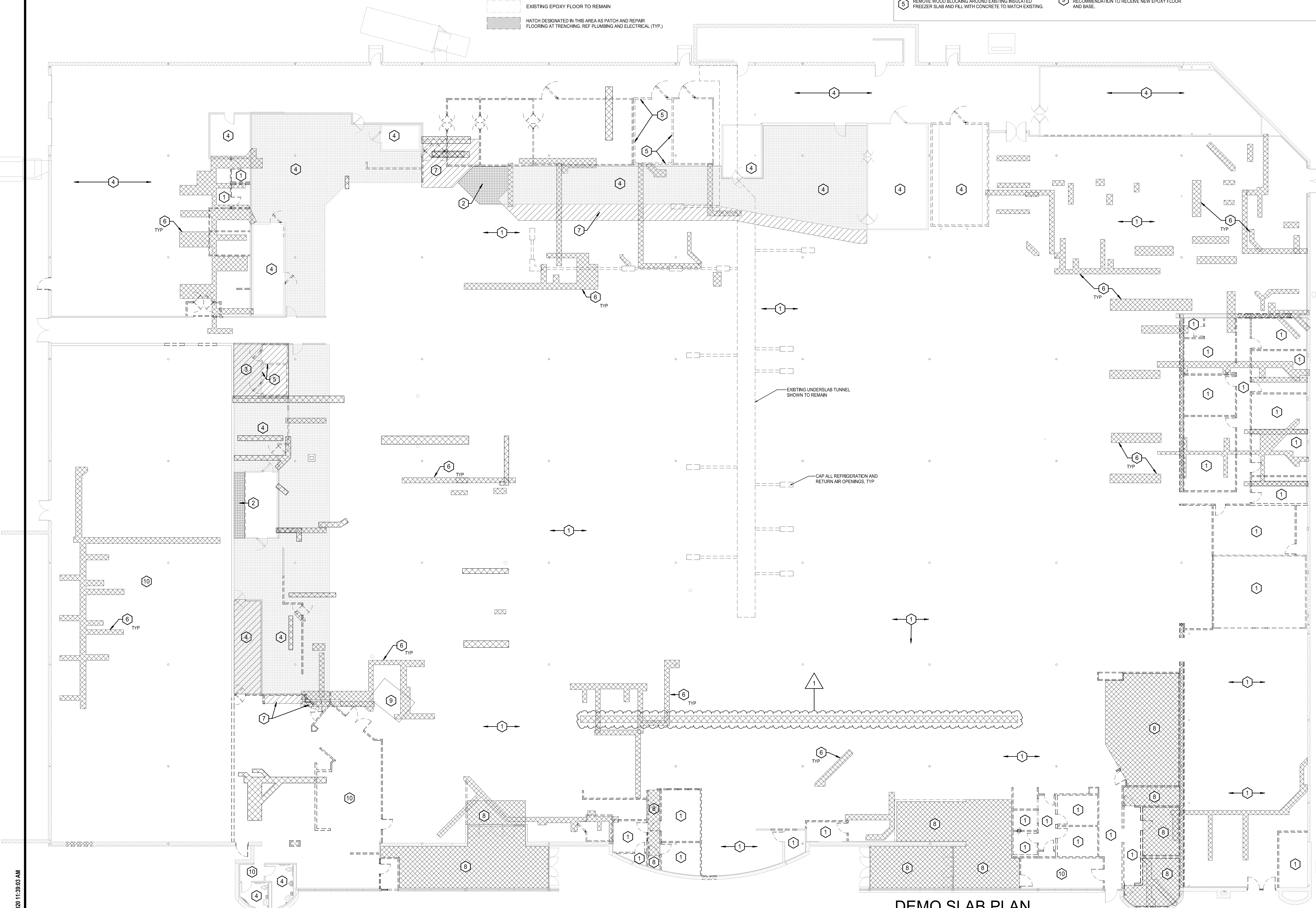
- CONCRETE SLAB DEMOLITION
- EXISTING FLOOR SLAB TO BE REMOVED FOR INSTALLATION OF UNDERSLAB UTILITIES
- EXISTING QUARRY TILE FLOOR TO BE REMOVED
- EXISTING QUARRY TILE FLOOR TO REMAIN
- EXISTING EPOXY FLOOR TO REMAIN
- HATCH DESIGNATED IN THIS AREA AS PATCH AND REPAIR FLOORING AT TRENCHING. REF PLUMBING AND ELECTRICAL (TYP.)

GENERAL NOTES

- CONCRETE REMOVAL AREAS INDICATED FOR NEW UNDERSLAB UTILITY WORK ARE APPROXIMATE LOCATIONS. GENERAL CONTRACTOR AND REFRIGERATION CONTRACTORS ARE TO FIELD VERIFY EXISTING UNDERSLAB UTILITIES TO DETERMINE FINAL ROUTING OF NEW UNDERSLAB UTILITIES SO AS NOT TO CONFLICT WITH EXISTING UTILITIES TO REMAIN.
- WHERE CONCRETE/FLOORING WORK IS REQUIRED AT EXISTING FLOORS THAT HAVE TILE, REMOVE PARTIAL TILES AROUND WORK AREA AS NEEDED SO THAT ONLY FULL TILES ARE USED TO FILL IN TO MATCH EXISTING.

DEMOLITION NOTES

- 1 REMOVE ALL EXISTING FLOOR FINISH IN ROOM & PATCH AND REPAIR FLOOR FOR NEW FINISH.
- 2 REMOVE ALL EXISTING QUARRY TILE IN AREA/ROOM & PREP AREA FOR NEW EPOXY SELF LEVELING INFILL AT DEPRESSED CONCRETE AREA TO MATCH FINISHED FLOOR HEIGHT OF SALES FLOOR.
- 3 REMOVE EXISTING CONCRETE SLAB AS NEEDED IN HATCHED AREA. PREP AREA FOR NEW INSULATED FREEZER SLAB.
- 4 EXISTING FINISHED FLOOR TO REMAIN. UNO.
- 5 REMOVE WOOD BLOCKING AROUND EXISTING INSULATED FREEZER SLAB AND FILL WITH CONCRETE TO MATCH EXISTING.
- 6 REMOVE EXISTING CONCRETE SLAB AS NEEDED IN HATCHED AREA FOR INSTALLATION OF NEW UNDERSLAB UTILITIES.
- 7 REMOVE EXISTING FLOOR SLAB IN AREA INDICATED AND REPLACE WITH NEW FLOOR SLAB RECESSED 3/4" FOR INSTALLATION OF NEW QUARRY TILE. REF STRUCTURAL FOR REINFORCING REQUIRED AT JOINT BETWEEN OLD AND NEW FLOOR SLABS.
- 8 REMOVE EXISTING FLOOR FINISH AND BASE.
- 9 PREPARE FLOOR PER MANUFACTURERS RECOMMENDATION TO RECEIVE NEW EPOXY FLOOR AND BASE.
- 10 PREP EXISTING CONCRETE FLOOR FOR NEW FINISHES



1 DEMO SLAB PLAN  
SCALE: 3/32" = 1'-0"

REVISION		DATE BY
1	ASI #1	11/12/20

Architect of Record:  
BRR Architecture, Inc.  
Kansas City  
Overland Park, KS 66204  
Tel: 913-262-9095  
Fax: 913-262-9044

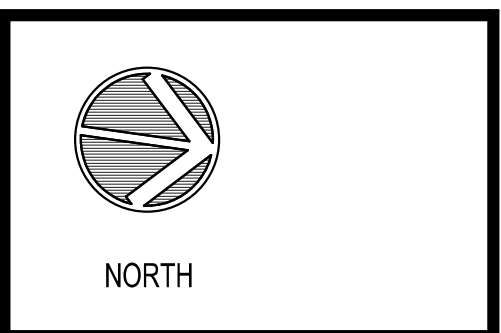
PROFESSIONAL SEAL  
STATE OF MISSOURI  
RICHARD A. MAJORS, JR.  
ARCHITECT  
NUMBER 4-107281  
VERIFIED ARCHITECT

Richard A. Majors, Jr.  
Architect  
Missouri License No. 0097128

LOCATION  
LEE'S SUMMIT, MO #2

HY-VEE INC.  
5820 WESTOWN PARKWAY  
WEST DES MOINES, IOWA 50366  
TEL: (515) 281-2800  
FAX: (515) 281-2335

EMPLOYEE OWNED



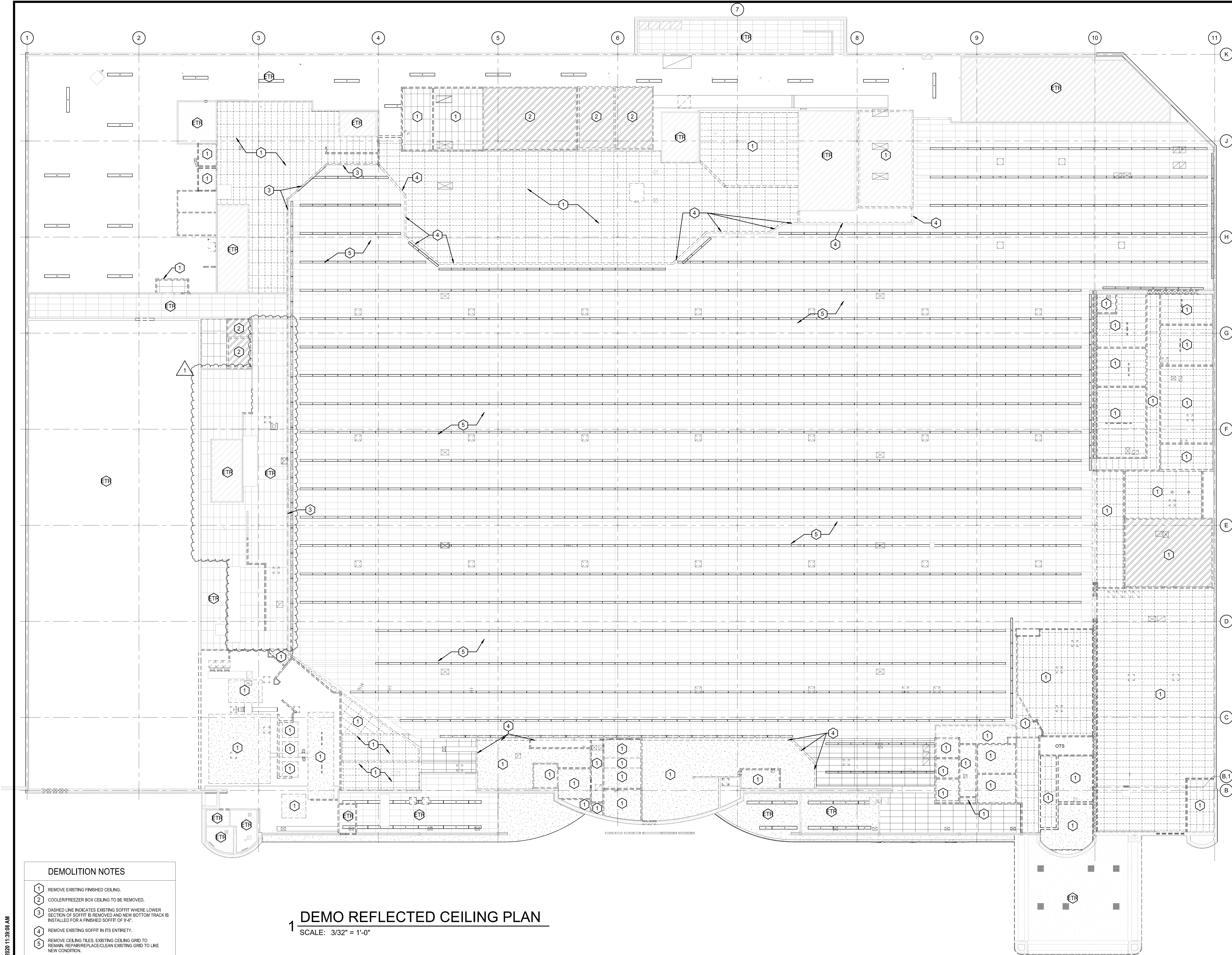
DEMOLITION SLAB AND FLOOR FINISH PLAN

PROJECT MANAGER SB	CHECKED BY JPS
DRAWN BY: As indicated	DATE 10/20/2020
SCALE: As indicated	JOB NUMBER 62930547

AD2.0



11/12/2020 11:39:08 AM



#### DEMOLITION NOTES

- 1 REMOVE EXISTING FINISHED CEILING.
- 2 COOLER/FREEZER BOX CEILING TO BE REMOVED.
- 3 DASHED LINE INDICATES EXISTING SOFFIT WHERE LOWER SECTION OF SOFFIT IS REMOVED AND NEW BOTTOM TRACK IS INSTALLED FOR A FINISHED SOFFIT OF 9'-6".
- 4 REMOVE EXISTING SOFFIT IN ITS ENTIRETY.
- 5 REMOVE CEILING TILES. EXISTING CEILING GRID TO REMAIN. REPAIR/REPLACE/CLEAN EXISTING GRID TO LIKE NEW CONDITION.
- ETR EXISTING TO REMAIN

### 1 DEMO REFLECTED CEILING PLAN

SCALE: 3/32" = 1'-0"

REVISION		DATE BY
1	ASR	11/12/20

**brr**

Architect of Record:  
BRR Architecture, Inc.  
Kansas City 8131 Metcalf Avenue  
Overland Park, KS 66204  
Phone: 913-262-9095  
Fax: 913-262-9044

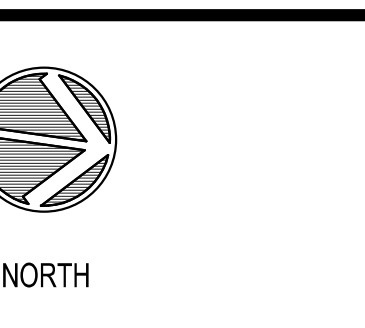
PROFESSIONAL SEAL

RICHARD A. MAJORS, JR.  
ARCHITECT  
MISSOURI LICENSE NO. 4429528

LOCATION  
**LEE'S SUMMIT, MO #2**

HY-VEE, INC.  
5820 WESTOWN PARKWAY  
WEST DES MOINES, IOWA 50386  
TEL: (515) 267-2600  
FAX: (515) 267-2335

**Hy-Vee**  
EMPLOYEE OWNED



#### DEMOLITION REFLECTED CEILING PLAN

PROJECT MANAGER SB	CHECKED BY JPS
DRAWN BY: As indicated	DATE 10/20/2020
SCALE: As indicated	JOB NUMBER 62930547

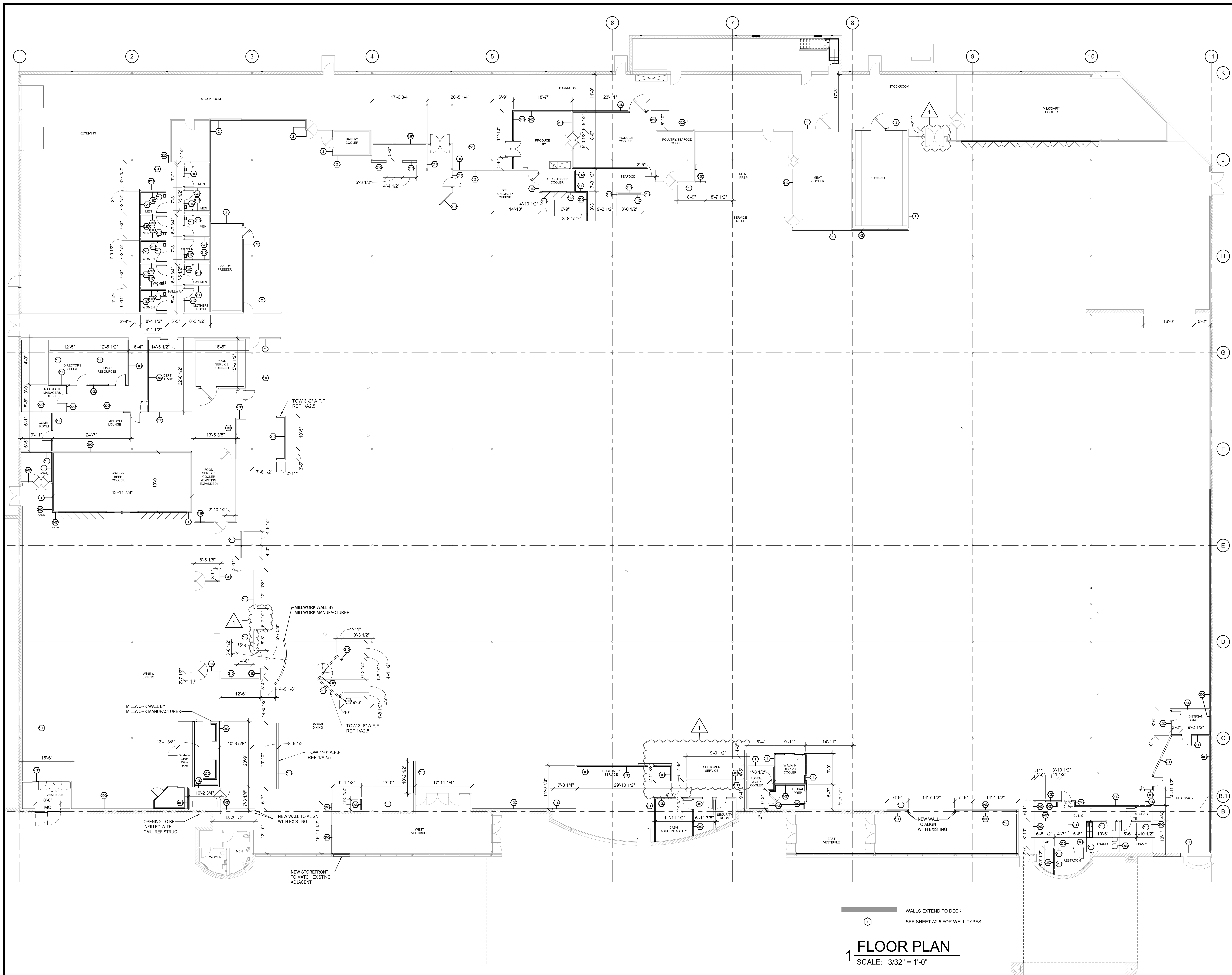
AD5.1







11/12/2020 11:36:05 AM



WALLS EXTEND TO DECK  
SEE SHEET A2.5 FOR WALL TYPES

# FLOOR PLAN

SCALE: 3/32" = 1'-0"

REVISION		DATE BY
1	ASR	11/12/20

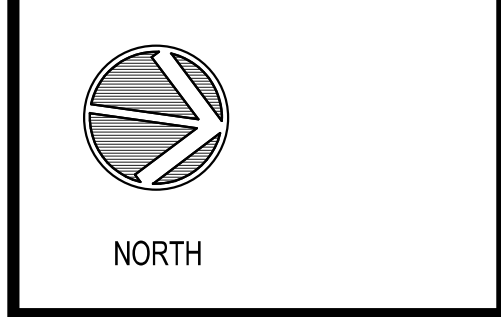
**brr**  
Architect of Record:  
BRR Architecture, Inc.  
Kansas City  
Overland Park, KS 66204  
Tel: 913-262-9095  
Fax: 913-262-9044

PROFESSIONAL SEAL  
STATE OF MISSOURI  
RICHARD A. MAJORS, JR.  
NUMBER 00128116  
REGISTERED ARCHITECT  
Richard A. Majors, Jr.  
Architect  
Missouri License No. 00128116

LOCATION  
**LEE'S SUMMIT, MO #2**

HY-VEE INC.  
5820 WESTOWN PARKWAY  
WEST DES MOINES, IOWA 50386  
TEL: (515) 267-2800  
FAX: (515) 267-2335

**HyVee**  
EMPLOYEE OWNED



## FLOOR PLAN


PROJECT MANAGER SB	CHECKED BY JPS
DRAWN BY AO	DATE 10/20/2020
SCALE 3/32" = 1'-0"	JOB NUMBER 62930547
SHEET	

# A1.0

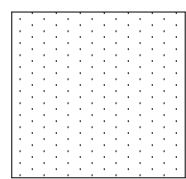


11/12/2020 11:36:08 AM

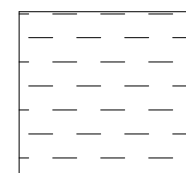
## LEGEND



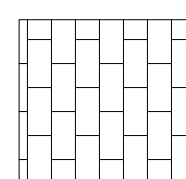
FLOOR DESIGNATED IN THIS AREA AS QUARRY TILE. SEE FLOOR FINISH PLAN FOR SPECIFIC FLOORING DESIGNATION. CONTRACTOR TO VERIFY DEPTH OF FLOOR FINISH MATERIAL. CUT CONTROL JOINTS @ 15' O.C. MAXIMUM EACH DIRECTION.



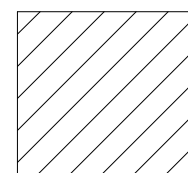
FLOOR DESIGNATED IN THIS AREA AS EPOXY FLOOR. SEE FLOOR FINISH PLAN FOR SPECIFIC FLOORING DESIGNATION. CONTRACTOR TO VERIFY DEPTH OF FLOOR FINISH MATERIAL. CUT CONTROL JOINTS @ 12' O.C. MAXIMUM EACH DIRECTION.



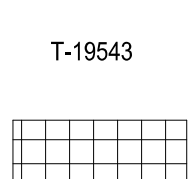
FLOOR DESIGNATED IN THIS AREA AS CARPET. SEE FLOOR FINISH PLAN FOR SPECIFIC FLOORING DESIGNATION. CONTRACTOR TO VERIFY DEPTH OF FLOOR FINISH MATERIAL.



FLOOR DESIGNATED IN THIS AREA AS LVT. SEE FLOOR FINISH PLAN FOR SPECIFIC FLOORING DESIGNATION. CONTRACTOR TO VERIFY DEPTH OF FLOOR FINISH MATERIAL.



SPECIAL INSULATED FLOOR FOR FREEZERS; SEE DETAIL ON A2.0A. JOINT AT EDGE ONLY.

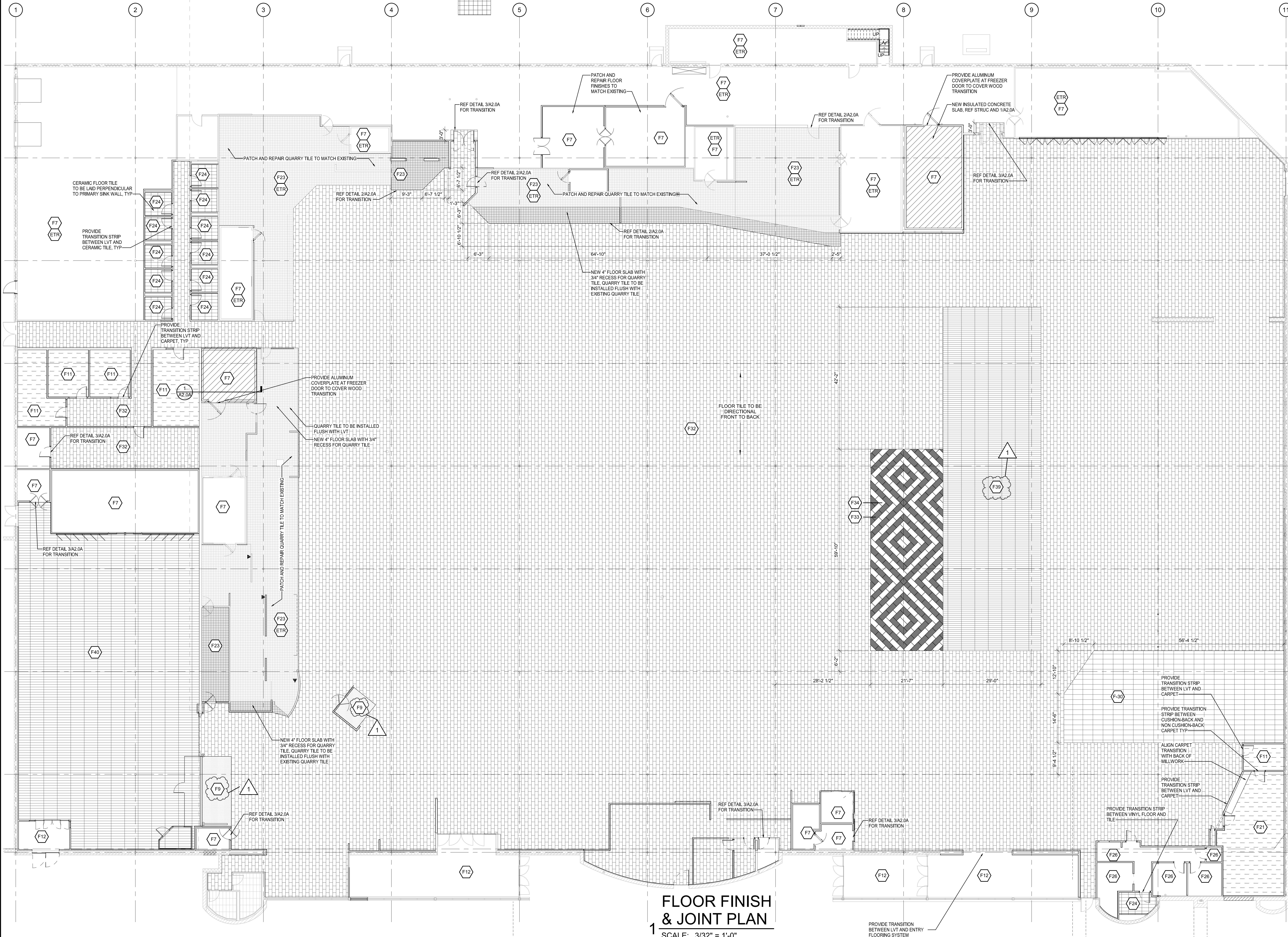


VINYL FLOOR TILE - ASPECTA FIVE - WASHED CONCRETE - IRON - 12"x12", REF STARBUCKS DRAWINGS.

EXISTING QUARRY TILE FLOOR TO REMAIN. PATCH AND REPAIR AS NEEDED.

## GENERAL FLOORING NOTES

- SEE SHEET A2.2 FOR ALL FLOOR FINISH, WALL AND BASE SPECIFICATIONS. SEE A3.7A FOR CLINIC FINISHES.
- AT CLOSE OF PROJECT, FURNISH NOT LESS THAN ONE BOX FOR EACH 80 BOXES, OR FRACTION THERE OF, OF EACH CLASS WEARING SURFACE, COLOR PATTERN, AND SIZE OF CARPET OR RESILIENT TILE INSTALLED.
- PROVIDE 6" VINYL BASE AROUND DOUBLE EXPRESS LANES AND ALL MILLWORK IN NON-FOOD SERVICE DEPARTMENTS (TYPICAL).
- INSTALL ALL CERAMIC AND PORCELAIN FLOOR TILE SO THAT GROUT JOINTS ARE 1/4" MAX.
- INSTALL SCHLUTER RENO-RAMP EDGING AT ALL EXPOSED EDGES OF CERAMIC FLOOR TILE, DEPTH AS REQUIRED.
- DO NOT SEAL CONCRETE ON COOLERS & FREEZERS.
- CONTRACTOR SHALL CUT CONTROL JOINTS IN A TIMELY MANNER TO PREVENT SLAB CRACKING. CONTROL JOINTS ARE TO BE INSTALLED @ 12'-0" O.C. (MAX) OR AS SHOWN ON PLAN.
- INSTALL EPOXY JOINT FILLER FOR ALL BACKROOM SAW & CONSTRUCTION JOINTS.
- DIMENSIONS ARE FROM FACE OF WALL AND CENTERLINE OF COLUMNS (TYPICAL).
- AT CONCRETE SLAB POUR JOINTS - PROVIDE 1/2" SMOOTH GREASED DOWELS AT 18" O.C. FREEZERS AND MEAT COOLER FLOORS WILL NOT HAVE DOWELS AT EDGE JOINTS.
- AT CONCRETE SLAB CONTROL JOINTS - SAW JOINT TO BE 1-1/4" DEEP MINIMUM.
- EPOXY FINISH TO EXTEND TO INTERIOR SIDE OF THRESHOLD TO COVER WOOD TRANSITION @ FREEZERS AND COOLERS.
- FLOORS TO SLOPE TO FLOOR DRAINS WHERE NOTED. MAXIMUM SLOPE OF 1/4" PER FOOT CROSS SLOPE TO MEET ADA & LOCAL CODES.
- AT EXISTING FLOOR SLOPES THAT SLOPE TO EXISTING AREA DRAINS, BUT ARE NO LONGER WITHIN A PREP SPACE, INSTALL EPOXY CONCRETE FLOOR LEVELER TO BRING FINISH FLOOR UP TO BE LEVEL WITH ADJACENT SLABS.



**FLOOR FINISH  
& JOINT PLAN**  
1  
SCALE: 3/32" = 1'-0"

REVISION  
1 ASI #1

DATE  
BY  
11/12/20

**brr**


Architect of Record:  
BRR Architecture, Inc.  
Kansas City 8131 Metcalf Avenue  
Suite 300  
Overland Park, KS 66204  
Phone: 913-262-9095  
Fax: 913-262-9044  
Richard A. Majors, Jr.  
Architect  
Missouri License No. 1957238

PROFESSIONAL SEAL  
STATE OF MISSOURI  
RICHARD A. MAJORS, JR.  
NUMBER  
1957238  
EXPIRATION DATE  
12/31/2024  
Richard A. Majors, Jr.  
Architect  
Missouri License No. 1957238

LOCATION  
**LEE'S SUMMIT, MO #2**

HY-VEE, INC.  
5820 WESTOWN PARKWAY  
WEST DES MOINES, IOWA 50386  
TEL: (515) 267-2800  
FAX: (515) 267-2335

**Hy-Vee**  
EMPLOYEE OWNED



**FLOOR FINISH &  
JOINT PLAN**

PROJECT MANAGER  
SB  
DRAWN BY:  
AO  
SCALE:  
As indicated  
CHECKED BY:  
JPS  
DATE:  
10/20/2020  
JOB NUMBER:  
62930547  
SHEET:

**A2.0**




REVISION	DATE BY



**Architect of Record:**  
**RR Architecture, Inc**

- Kansas City
- Metcalf Avenue
- Suite 300
- Overland Park, KS 66204
- Tel: 913-262-9095
- Fax: 913-262-9044

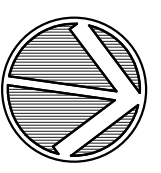
PROFESSIONAL SEAL



Richard A. Majors, Jr.  
Architect  
Missouri License No. A-007528

LEE'S SUMMIT, MO #2

**Employee**  
EMPLOYEE OWNED



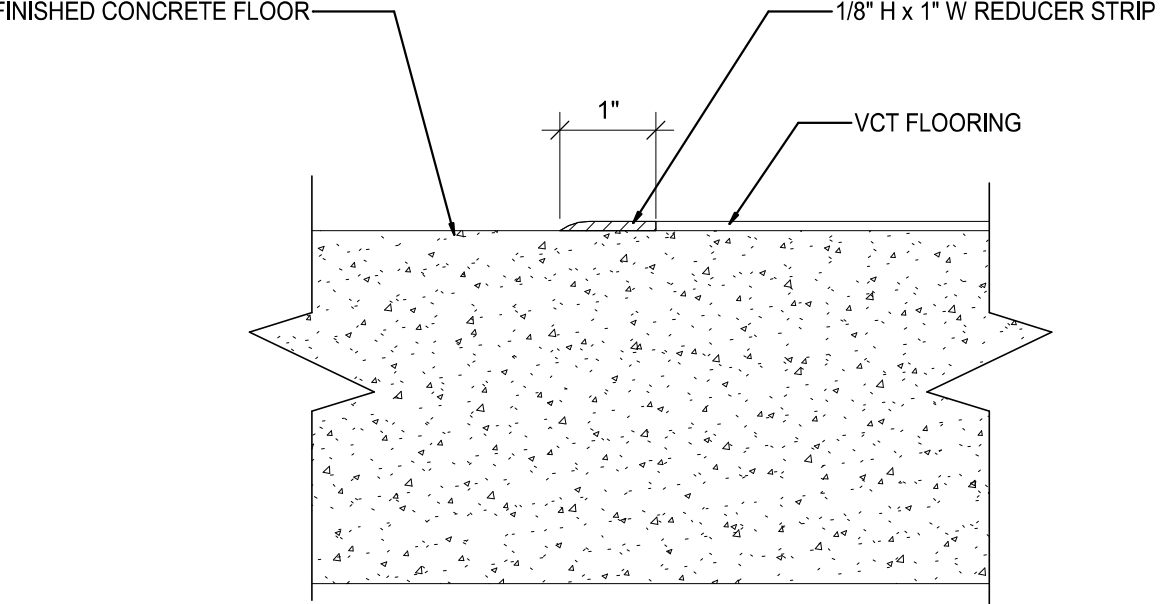
RTH

## FLOOR FINISH & JOINT PLAN

PROJECT MANAGER SB	CHECKED BY: JPS
DRAWN BY: AO	DATE: 10/20/2020
SCALE: As indicated	JOB NUMBER: 62930547

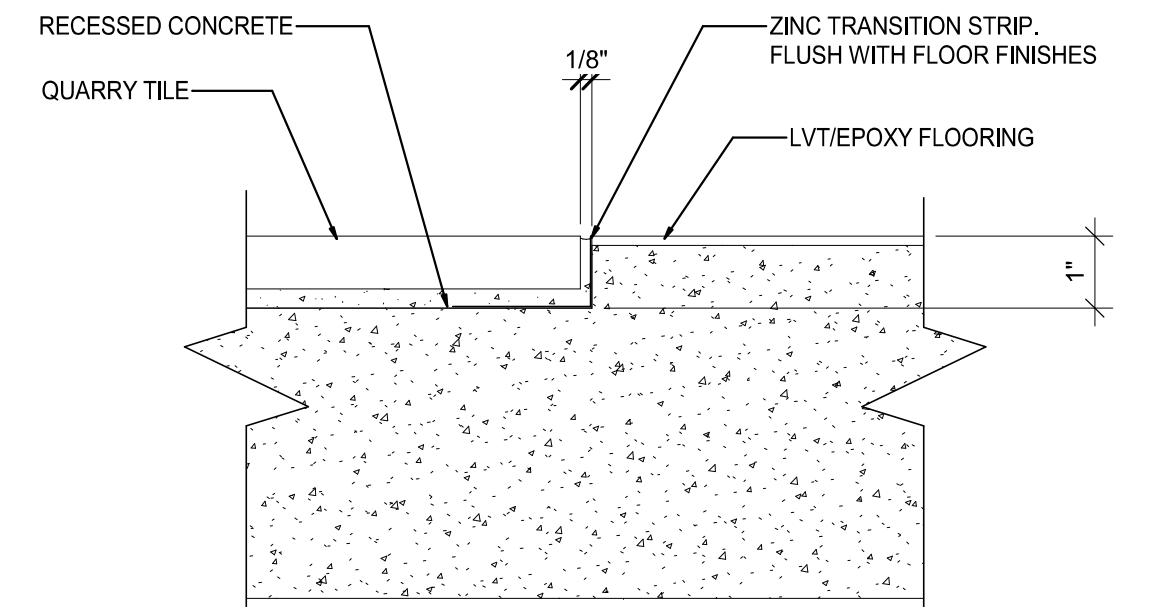
**Table 1.** *Continued*

## A2.0A



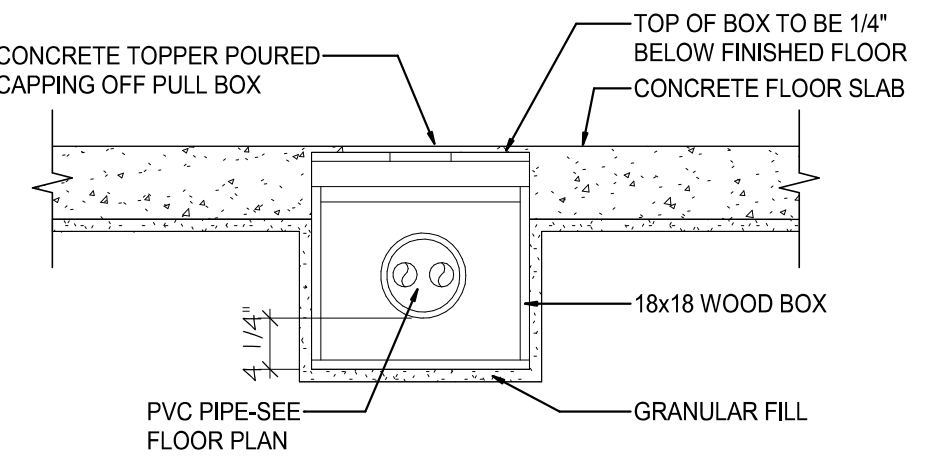
## 2 VCT TRANSITION

SCALE: 6" = 1'-0"



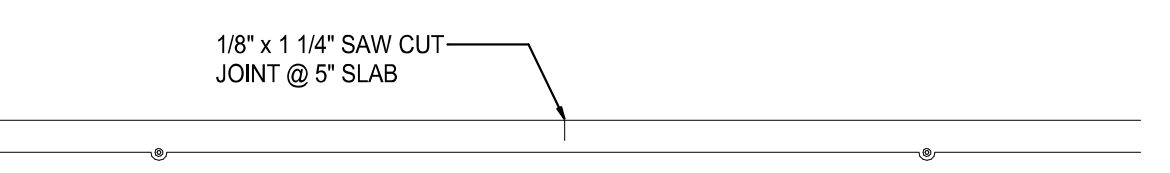
## 2 TILE TRANSITION

SCALE: 6" = 1'-0"



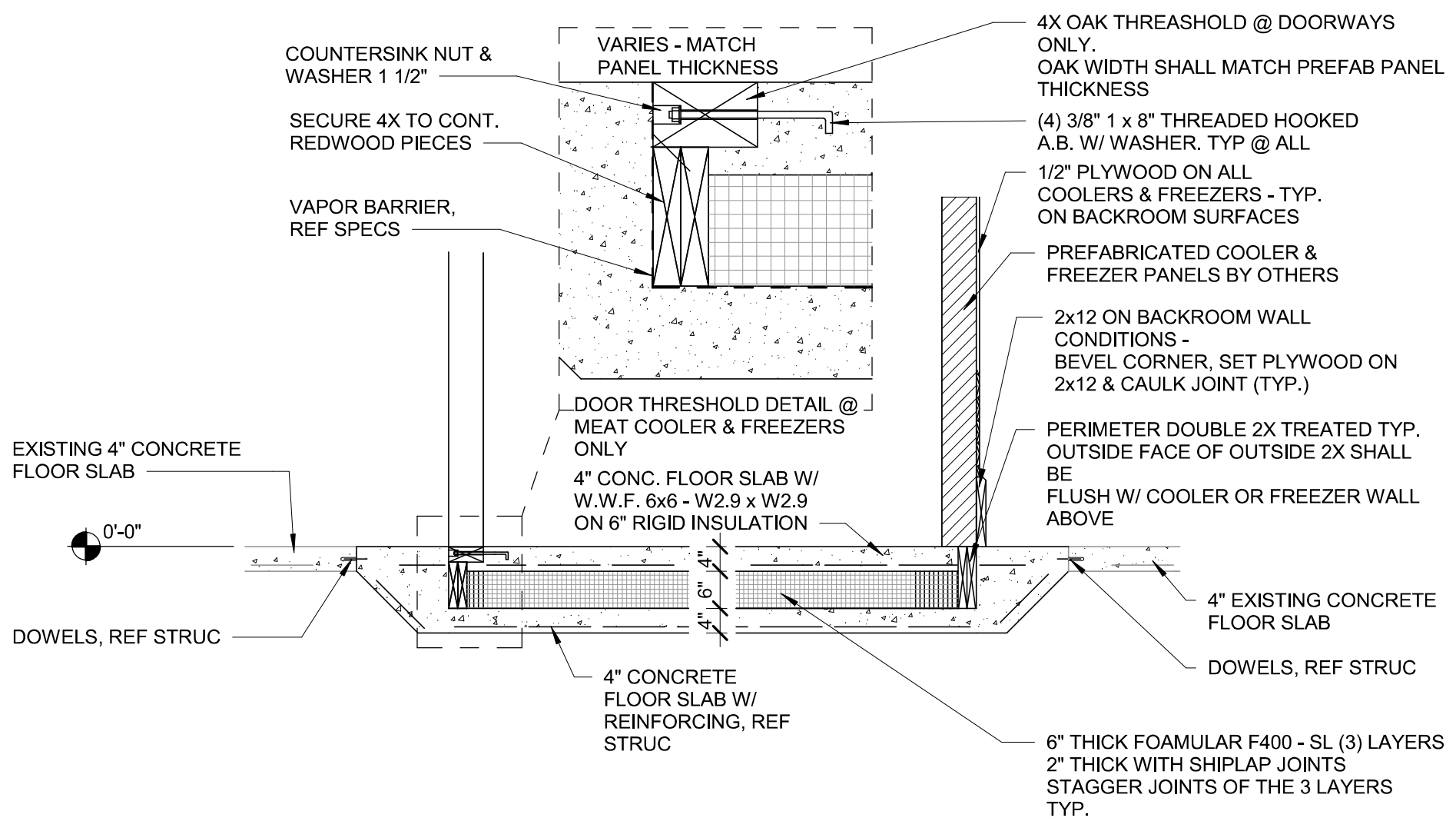
## \_ PVC TRENCH JUNCTION

SCALE: 3/4" = 1'-0"



# CONCRETE SLAB CONTROL JOINT

4 SCALE: 1" = 1'-0"



### INSULATED FLOOR SECTION

SCALE: 1/2" = 1'-0"



SIGNAGE					
KEY	MANUFACTURER	DESCRIPTION	SIZE	MATERIAL	LOCATION
ASBL-1	SPORT GRAPHICS	ASBL MARKERS	2' X 3'-6"	1/4" CLEAR ACRYLIC	CENTERED ON LAST UPRIGHT OF EACH AISLE
ASIAN-1	SPORT GRAPHICS	ASIAN	24" H	1.5" GATORFOAM, WILSONART #6257	ASIAN BULKHEAD
BAGEL-1	SPORT GRAPHICS	BAGEL	2'-7" H	VINYL	BAGEL BULKHEAD
BAGEL-2	HYV-EE SIGN SHOP	THE WHOLE STORY	36" X 24"	PRINTED VINYL ON BLACK PVC	BAGEL BACK WALL, LOCATION VARIES
BAKE-1	SPORT GRAPHICS	BAKERY	3' H	VINYL	BAKERY BULKHEAD
BAKE-2	SPORT GRAPHICS	FRESH BAKED BREADS & BUNS	2' X 6.5'	3/16" ULTRABORD, PRINTED	WALL ABOVE BREAD RACKS
BAKE-3	SPORT GRAPHICS	OLDS & VINEGARS	2' X 6.5'	3/16" ULTRABORD, PRINTED	WALL ABOVE OLDS & VINEGARS
BAKE-4	HYV-EE SIGN SHOP	THE ART OF BREADMAKING - VERT.	54" X 36"	PRINTED VINYL ON BLACK PVC	BAKERY BACK WALL, LOCATION VARIES
BAKE-4.2	HYV-EE SIGN SHOP	THE ART OF BREADMAKING - HORIZ.	48" X 64"	PRINTED VINYL ON BLACK PVC	BAKERY BACK WALL, LOCATION VARIES
BAKE-5	SPORT GRAPHICS	FRESH BAKED	10' X 48"	PRINTED VINYL ON BLACK PVC	ABOVE ONE MONITOR ON OVEN WALL
BAKE-5.1	HYV-EE SIGN SHOP	ARTISAN CRAFTED	10' X 48"	PRINTED VINYL ON BLACK PVC	ABOVE ONE MONITOR ON OVEN WALL
CAND-1	SPORT GRAPHICS	CANDY SIGN/FOAM LETTERS & DECAL	20" X 48"	PVC, PRINTED	HALF ON/HALF OFF CHARCUTERIE BULKHEAD
CHAR-1	SPORT GRAPHICS	CHARCUTERIE	1'-6" H	19MM PVC, PIN MOUNTED	HALF ON/HALF OFF CHARCUTERIE BULKHEAD
CHAR-1.2	SPORT GRAPHICS	CHARCUTERIE	1'-6" H	19MM PVC, PIN MOUNTED	CHARCUTERIE BACK WALL - LOCATION VARIES
CHAR-2	HYV-EE SIGN SHOP	LA QUERICA STORY	29W X 44H	PVC, PRINTED	CHARCUTERIE BACK WALL - LOCATION VARIES
CHIE-1	SPORT GRAPHICS	BUILD A BRAND	29W X 44H	PVC, PRINTED	SPECIALTY CHEESE BULKHEAD
CHIE-2	SPORT GRAPHICS	SPECIALTY CHEESE WALL COVERING	SEE A3.13	VINYL WALL COVERING	SPECIALTY CHEESE BACK WALL - LOCATION VARIES
CHIE-2.1	HYV-EE SIGN SHOP	WORLD CLASS OFFERINGS	48" X 36"	PVC, PRINTED	SPECIALTY CHEESE BACK WALL - LOCATION VARIES
CHIE-3	HYV-EE SIGN SHOP	MILK TYPES	24" X 18"	PVC, PRINTED	SPECIALTY CHEESE BACK WALL - LOCATION VARIES
CHIE-4	HYV-EE SIGN SHOP	CHEESE STORAGE	24" X 18"	PVC, PRINTED	SPECIALTY CHEESE BACK WALL - LOCATION VARIES
CHIE-5	HYV-EE SIGN SHOP	CHEESE TYPES	18" X 36"	PVC, PRINTED	SPECIALTY CHEESE BACK WALL - LOCATION VARIES
CHOP-1	SPORT GRAPHICS	CHOPHOUSE MEATS	4' H	2" GATORFOAM W/ PRINTED WOOD PLANKS	CHOPHOUSE MEATS BULKHEAD
CHOP-1.2	SPORT GRAPHICS	CHOPHOUSE MEATS - SMALL	7' H X 23'-5W	1.5" GATORFOAM W/ WILSONART #6257	CHOPHOUSE MEATS BULKHEAD
CHOP-2	HYV-EE SIGN SHOP	CHOICE RESERVE STORY - HORIZ.	30" X 6.6"	PVC, PRINTED	CHOPHOUSE MEATS BACK WALL - LOCATION VARIES
CHOP-2.1	HYV-EE SIGN SHOP	CHOICE RESERVE STORY - VERT.	30" X 6.6"	PVC, PRINTED	CHOPHOUSE MEATS BACK WALL - LOCATION VARIES
CHOP-3	HYV-EE SIGN SHOP	CHOICE MEATS POSTER	35" X 45"	PVC, PRINTED	CHOPHOUSE MEATS BACK WALL - LOCATION VARIES
CHOP-4	HYV-EE SIGN SHOP	DRY AGED BEEF	15" X 6.6"	PVC, PRINTED	CHOPHOUSE MEATS BACK WALL - LOCATION VARIES
CHOP-5	HYV-EE SIGN SHOP	MEAT BUNDLES	24" X 36"	PVC, PRINTED	HANGING ON RAIL IN FRONT OF ACCENT WALL
CUST-1	SPORT GRAPHICS	3 PANELS HANGING FROM PLANK, SKIN	31W X 36W	PVC, PRINTED, WILSONART SKYLINE WALNUT	CUSTOMER SERVICE BACK WALL
CUST-1.2	SPORT GRAPHICS	3 PANELS HANGING FROM PLANK, LOG	44W X 36W	PVC, PRINTED, WILSONART SKYLINE WALNUT	CUSTOMER SERVICE BACK WALL
CUST-2	SPORT GRAPHICS	CUSTOMER SERVICE - LARGE	14' H	VINYL LETTERS	WALL BEHIND CUSTOMER SERVICE COUNTER
CUST-2.2	SPORT GRAPHICS	CUSTOMER SERVICE - LARGE	14' H	VINYL LETTERS	WALL BEHIND CUSTOMER SERVICE COUNTER
CUST-2.3	SPORT GRAPHICS	CUSTOMER SERVICE - LARGE	14' H	VINYL LETTERS	WALL BEHIND CUSTOMER SERVICE COUNTER
CUST-2.4	SPORT GRAPHICS	CUSTOMER SERVICE - LARGE	14' H	VINYL LETTERS	WALL BEHIND CUSTOMER SERVICE COUNTER
CUST-3	SPORT GRAPHICS	DRY CLEANING - LARGE	14' H	VINYL LETTERS	HANGING ABOVE CUSTOMER SERVICE COUNTER
CUST-3.2	SPORT GRAPHICS	DRY CLEANING - SMALL	8" H	VINYL LETTERS	WALL AT DRY CLEANING
CUST-3.3	SPORT GRAPHICS	DRY CLEANING - SMALL	8" H	VINYL LETTERS	WALL AT DRY CLEANING
CUST-4	SPORT GRAPHICS	A HELPFUL SMILE IN EVERY AISLE	11" H	1" GATORFOAM	FRONT WALL, LOCATION VARIES
CUST-5	HYV-EE SIGN SHOP	OUR SERVICES	24W X 36W	1" GATORFOAM	WALL BEHIND CUSTOMER SERVICE COUNTER
CUST-6	HYV-EE SIGN SHOP	OUTERER SALT	24W X 36W	1" GATORFOAM	WALL BEHIND CUSTOMER SERVICE COUNTER
CUST-7	SPORT GRAPHICS	2020 REDESIGN DEPARTMENT HEADER	14' H	1" GATORFOAM	CUSTOMER SERVICE BACK WALL ABOVE MONITORS
DARY-1	SPORT GRAPHICS	ASILES ONLINE CART LOGO	18D	TBD	CUSTOMER SERVICE RETURN WALL
DARY-1.1	SPORT GRAPHICS	FARM FRESH DAIRY	1'-6" H	3" DEEP ALUMINUM CHANNEL, LETTERS	MILK COOLER
DARY-1.2	SPORT GRAPHICS	FARM FRESH DAIRY - STACKED	7' H TOT.	3" DEEP ALUMINUM CHANNEL, LETTERS	MILK COOLER
DARY-1.3	SPORT GRAPHICS	VE VERSION OF DAIRY DECOR	SEE ELEV.	VINYL WALL COVERING	MILK COOLER
DECA-1	SPORT GRAPHICS	DECADENT DELIGHTS	1'-6" H	1.5" GATORFOAM, WILSONART #6257	DECADENT DELIGHTS BULKHEAD, SITTING ON 1/2" RAIL
DECA-2	HYV-EE SIGN SHOP	DOUNT STORY	36" X 48"	WHITE INK ON BLACK PVC	DECADENT DELIGHTS BULKHEAD, SITTING ON 1/2" RAIL
DEL-1	SPORT GRAPHICS	DELICATESSEN	1'-3" H	19MM PVC, WILSONART #6257, ROOF MOUNT	HANGING FROM BOTTOM OF DELICATESSEN BULKHEAD
DM-1	SPORT GRAPHICS	DINING AREA	2' X 10"	3/4" GATORFOAM, FORMICA #809	OVER ENTRANCE TO CASUAL DINING
DM-2	SPORT GRAPHICS	DINING & BAR	2' X 10"	3/4" GATORFOAM, FORMICA #809	OVER ENTRANCE TO CASUAL DINING
DNER-1	ZON	THE DNER	2' H LETTERS	ACRYLIC LETTERS ON ALUMINUM RAILS	ON BULKHEAD OVER COUNTER
FLO-1	SPORT GRAPHICS	HYV-EE FLORAL LOGO - LARGE	3' DIAM.	VINYL	TILE WALL BEHIND CASHWAP
FLO-1.2	SPORT GRAPHICS	HYV-EE FLORAL LOGO - SMALL	2' DIAM.	VINYL	TILE WALL BEHIND CASHWAP
FLO-2	SPORT GRAPHICS	HYV-EE FLORAL LOGO - HANGING	2' DIAM.	3/16" BLACK ACRYLIC	TILE WALL BEHIND CASHWAP
FLO-3	SPORT GRAPHICS	HYV-EE FLORAL LOGO - WALL MOUNT	2' DIAM.	3/16" BLACK ACRYLIC	TILE WALL BEHIND CASHWAP
FRO-1	SPORT GRAPHICS	FROZEN HANGINGS	2'-6" H	1/4" ACRYLIC, LAYERS	WALL ABOVE BOULET COOLER
HICF-1	SPORT GRAPHICS	HICKORY HOUSE COMFORT FOODS	3'-6" H	3/16" GATORFOAM ON 1/8" ACRYLIC BACKER	HICKORY HOUSE COMFORT FOODS BULKHEAD
HICF-1.2	SPORT GRAPHICS	HICKORY HOUSE COMFORT FOODS	3' H	3/16" GATORFOAM ON 1/8" ACRYLIC BACKER	HICKORY HOUSE COMFORT FOODS BULKHEAD
HB-1	SPORT GRAPHICS	THE HIBACHI	1'-6" H	3MM PVC, CHEMELA 902	HIBACHI BULKHEAD
HB-1.2	SPORT GRAPHICS	THE HIBACHI	1'-6" H	3MM PVC, CHEMELA 902	HIBACHI BULKHEAD
HB-2	SPORT GRAPHICS	HIBACHI BAKER PANELS	4' X 8'	3MM PVC SHEETS, PRINTED	HIBACHI BULKHEAD
HB-3	HYV-EE SIGN SHOP	WALK THIS WAY	20' X 36"	3/4" MAPLE PLYWOOD, WHITE WASH	HIBACHI KITCHEN BACK WALL, LOCATION VARIES
HWC-1	SPORT GRAPHICS	HEALTHMARKET HANGING PANELS	14' X 24"	2" LAMINATED FOAM, PRINTED VINYL, FACE	HANGING ABOVE HEALTHMARKET
MEAL-1	SPORT GRAPHICS	MEALTIME HOOK	15' DIA. X 22"	1/4" ACRYLIC	HANGING ABOVE MEALTIME CAGES
MEAL-2	SPORT GRAPHICS	MEALTIME LOGO	28" H	VINYL	FOR STORES THAT HAVE MEALTIME CAGES AGAINST A WALL
MEAL-3	SPORT GRAPHICS	MEALTIME LOGO	20' X 6.6"	1" ULTRABORD, DIGITALLY PRINTED FACE	FOR STORES THAT HAVE MEALTIME CAGES ON THE LINE
MEAL-4	SPORT GRAPHICS	MEALTIME LARGE FORK AND LOGO	XX	XX	FOR STORES THAT HAVE MEALTIME CAGES WITH OPEN WALL
MG-1	SPORT GRAPHICS	MARKET GRILLE FRAMED SIGN	4' H X 15' L	1" GATORFOAM, LETTERING, 2" FRAME, PVC	MARKET GRILLE BULKHEAD
MG-2	SPORT GRAPHICS	ORDER & PAY LETTERS	6" H	1" ULTRABORD, DIGITALLY PRINTED FACE	MOUNTED ON EYEBROW OVER PAY STATIONS
MG-3	SPORT GRAPHICS	MADE FRESH CIRCLE	3' DIAM.	1" ULTRABORD, DIGITALLY PRINTED FACE	MOUNTED ON EYEBROW OVER PAY STATIONS
MG-4	SPORT GRAPHICS	ORDER & PAY HANGING PANEL	8' L X 9' H	1" GATORFOAM	CEILING MOUNTED OVER PAY STATION
MG-5	SPORT GRAPHICS	MARKET GRILLE EXPRESS	10' L	1" GATORFOAM	MARKET GRILLE EXPRESS BULKHEAD
MG-5.1	SPORT GRAPHICS	MARKET GRILLE EXPRESS	8' L	1" GATORFOAM	MARKET GRILLE EXPRESS BULKHEAD
MG-5.2	SPORT GRAPHICS	MARKET GRILLE EXPRESS	8' L	1" GATORFOAM	MARKET GRILLE EXPRESS BULKHEAD
MG-6	SPORT GRAPHICS	BREAKFAST & BURGERS	18' X 9"	1" GATORFOAM, BRUSHED ALUMINUM VINYL	MARKET GRILLE EXPRESS BULKHEAD, BELOW MITT GRILLE SKIN
MG-7	SPORT GRAPHICS	EXPRESS ORDER	14' X 24"	1/4" ACRYLIC	SELF-ORDER STATIONS
MG-8	SPORT GRAPHICS	MARKET GRILLE EXPRESS FRAMED SIGN	11' H X 15' L	1" GATORFOAM, LETTERING, 2" FRAME, VINYL	MARKET GRILLE EXPRESS BULKHEAD
ML-1	SPORT GRAPHICS	MA PIZZA	6'-0" H	MA PIZZA PADDLE	MA PIZZA BULKHEAD
NOL-1	SPORT GRAPHICS	NORI SUSHI	2'-6" H	1/2" X 1" ACRYLIC	SUSHI BULKHEAD
NOL-2	SPORT GRAPHICS	SUSHI BAMBOO PANELS	6' X 10'	3MM PVC, PRINTED	SUSHI BULKHEAD
PACK-1	SPORT GRAPHICS	PACKAGED MEAT WALL COVERING	SEE A2.4	VINYL WALL COVERING	WALL ABOVE PACKAGED MEAT CASES
PHARM-1	SPORT GRAPHICS	PHARMACY	2'-6" H	2" GATORFOAM	PHARMACY BULKHEAD, ATTACHMENT VARIES
PHARM-1.2	SPORT GRAPHICS	PHARMACY	1'-6" H	2" GATORFOAM	PHARMACY BULKHEAD, ATTACHMENT VARIES
PHARM-1.3	SPORT GRAPHICS	PHARMACY	1'-6" H	2" GATORFOAM	PHARMACY BULKHEAD, ATTACHMENT VARIES
PHARM-1.4	SPORT GRAPHICS	PHARMACY	2' H	2" GATORFOAM	PHARMACY BULKHEAD, ATTACHMENT VARIES
PHARM-2	SPORT GRAPHICS	DIETITIAN, SMALL	1'-2" H	1" GATORFOAM	WALL ABOVE DIETITIAN DOOR
PHARM-2.2	SPORT GRAPHICS	DIETITIAN, LARGE	1'-6" H	1" GATORFOAM	WALL ABOVE DIETITIAN DOOR
PHARM-3	SPORT GRAPHICS	CONSULTATION	4'-8" H	VINYL	WALL ABOVE CONSULTATION ROOM DOOR
PHARM-4	HYV-EE SIGN SHOP	REPTIL REPTILES GROUP OF 3	24" X 18"	1" GATORFOAM	PHARMACY, LOCATION VARIES
REST-1	SPORT GRAPHICS	RESTROOMS & MOTHERS ROOM	2' X 6"	1/4" CLEAR PBG ACRYLIC	HANGING OVER ENTRANCE TO RESTROOM HALLWAY
REST-2	SPORT GRAPHICS	FLAG MOUNTED MEN/MOTHERS SIGNS	6" X 6"	VISTA FLAG-MOUNTED SIGN HOLDER	WALL-MOUNTED ABOVE EACH RESTROOM DOOR
REST-3	SPORT GRAPHICS	RESTROOMS	9" H	VINYL LETTERS	APPLIED TO BULKHEAD ABOVE RESTROOM DOOR/HALLWAY
REST-3.1	SPORT GRAPHICS	RESTROOMS	9" H	FOAM LETTERS	APPLIED TO BULKHEAD ABOVE RESTROOM DOOR/HALLWAY
REST-4	SPORT GRAPHICS	RESTROOMS	5' H	FOAM LETTERS	APPLIED TO BULKHEAD ABOVE RESTROOM DOOR/HALLWAY
REST-5	SPORT GRAPHICS	RESTROOMS	14' X 6.6"	1/4" BLACK PVC	WALL MOUNTED VERTICAL RESTROOM SIGN
REST-6	SPORT GRAPHICS	RESTROOMS & MOTHERS ROOM	9' X 14' X 2'-6"	1" ULTRABORD	HANGING OVER ENTRANCE TO RESTROOM HALLWAY
SALAD-1	SPORT GRAPHICS	FRESH SALADS	2' H	3MM SINTRA, PRINTED	SALAD BAR CEILING CLOUD FASCIA
SALAD-2	HYV-EE SIGN SHOP	SALAD BAR STORY & 3 PANELS	1'-4" H	PRINTED VINYL ON BLACK PVC	WALL BEHIND SALAD BAR
SEA-1	SPORT GRAPHICS	SEAFOOD	1'-4" H	1" GATORFOAM	SEAFOOD BULKHEAD
SEA-2	HYV-EE SIGN SHOP	RESPONSIBLE CHOICE STORY	30" X 6.6"	PVC, PRINTED	WALL BEHIND SEAFOOD
SEA-3	HYV-EE SIGN SHOP	HEALTHY OCEANS BETTER SEAFOOD	30" X 48"	PVC, PRINTED	WALL BEHIND SEAFOOD
SEA-4	HYV-EE SIGN SHOP	SEAFOOD HELD TO A HIGHER STANDARD	30" X 48"	PVC, PRINTED	WALL BEHIND SEAFOOD
START-1	SPORT GRAPHICS	START HERE SIGNS	11" X 14.5"	3MM SINTRA, CEILING MOUNTED MOUNT STEM BY ZON	CEILING MOUNTED ABOVE FOOD SERVICE DEPARTMENTS
VEST-1	SPORT GRAPHICS	THANK YOU FOR SHOPPING HYV-EE	11" H	VINYL	WALL ABOVE VESTIBULE DOOR ON SALES FLOOR SIDE
VEST-1.2	SPORT GRAPHICS	EMPLOYEE OWNED SINCE 1959	11" H	VINYL	WALL ABOVE VESTIBULE DOOR ON SALES FLOOR SIDE
VEST-2	SPORT GRAPHICS	ASLES ONLINE	3'-10" H	VINYL	LOCATION VARIES
VEST-4	HYV-EE SIGN SHOP	HISTORY WALL	PRINTED ON ACRYLIC PANELS	LOCATION VARIES	VESTIBULE
WLS-1	SPORT GRAPHICS	WITAMINS WALL COVERING	11" H	VINYL WALL COVERING	WALL AT VITAMINS/NUTRITION BEHIND CHEESE ISLAND
WLS-2	SPORT GRAPHICS	WINE & SPIRITS LOGO	4' X 18"	25MM PVC, PRINTED	ABOVE BEER COOLER DOORS, BELOW GOOSE NECK LIGHTS
WLS-3	SPORT GRAPHICS	CRAFT BEER	12" ULTRABORD	ABOVE CRAFT BEER CAGES	ABOVE CRAFT BEER CAGES
WLS-4	SPORT GRAPHICS	COLD BEER	10" ULTRABORD	ABOVE BEER COOLER DOORS IN THE FOOD STORE (NOT W&S)	ABOVE BEER COOLER DOORS IN THE FOOD STORE (NOT W&S)
WLS-7	SPORT GRAPHICS	VE VERSION OF WINE & SPIRITS LOGO	SEE ELEV.	WHITE VINYL LETTERS, SEMI GLOSS FINISH	WINE AND SPIRITS

FIBERGLASS REINFORCED PANELS & LAMINATE					
KEY	TYPE	MANUFACTURER	COLOR	NOTES	LOCATION
FRP-1	FRP	CRANE COMPOSITES	GLASSBORO #85 WHITE	EMBOSSED FINISH W/ SURFASOL	GENERAL KITCHEN DEPTS (LESS VISIBLE WALLS)
FRP-4	FRP	CRANE COMPOSITES	VARETEX #639 FAWN BROWN	VINYL FINISH	MARKET GRILLE SERVICE STATIONS
FRP-6	FRP	CRANE COMPOSITES	VARETEX #639 MORNING MIST GRAY	VINYL FINISH	FLORAL WORK ROOM

WINDOW SHADES/ WINDOW COVERINGS					
KEY	TYPE	MANUFACTURER	SIZE	NOTES	LOCATION
WS-1	ROLLER SOLAR SHADES (MANUALLY OPERATED)	SWF CONTRACT 2024A 2071 150x60-374	AS REQ'D	SWF CONTRACT - SHERYEEVA 4000 MISTLAPE, 3% OPENNESS FACTOR	MARKET CAFE MARKET GRILLE ACCESSIBLE WINDOW LOCATIONS
WS-2	ROLLER SOLAR SHADES (MOTORIZED)	SWF CONTRACT 2024A 2071 150x60-374	AS REQ'D	SWF CONTRACT - SHERYEEVA 4000 MISTLAPE, 3% OPENNESS FACTOR PROVIDE 3% OPENNESS FACTOR FABRIC AT MARKET GRILLE LOCATIONS	CLESTORYSTY EXTERIOR WINDOW LOCATIONS, INCLUDING CASUAL DINING AREA WINDOWS
WS-3	HORIZONTAL LAMINATE WINDOW TREATMENTS	SWF CONTRACT 2024A 2071 150x60-374	AS REQ'D	1" ALUMINUM BLINDS & GAUGE - SILVER	EXTERIOR WINDOWS IN OFFICES
WS-4	HORIZONTAL LAMINATE WINDOW TREATMENTS	SWF CONTRACT 2024A 2071 150x60-374	AS REQ'D	1" ALUMINUM BLINDS & GAUGE - SKYLINE	INTERIOR WINDOWS IN OFFICES, CONSULT ROOM & PHARMACY

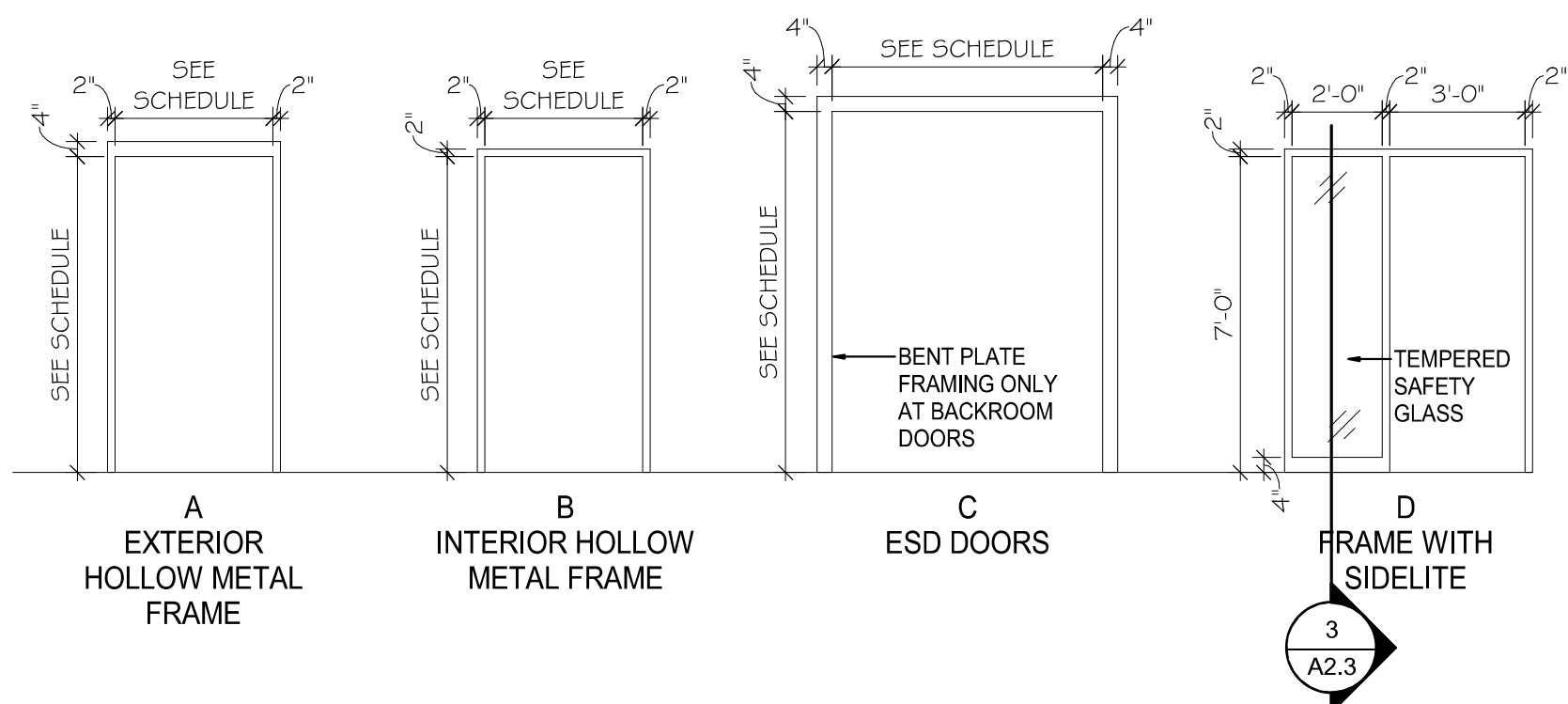
CEILINGS					
KEY	TYPE	MANUFACTURER	SIZE	COLOR	NOTES
C1	ACOUSTICAL TILE	ARMSTRONG USG	2' X 4'	FINE FISSEDURE #1729 - WHITE RADAR CLIMAPLUS #2410 - WHITE	GRID: USG-DXVXL ARMSTRONG-G-30 PRELUDE SALES FLOOR, GENERAL OFFICES, CORRIDORS
C2	VINYL FACED SHEETROCK	NOVA CEILINGS ARLIS CONTRACTOR SERVICES JAMES HUBBARD INC. 310-725-2028	2' X 4'	SMART PEEL CEILING TILES - WHITE	FRESH FOOD DEPARTMENTS
C3	VINYL FACED SHEETROCK	NOVA CEILINGS	2' X 2'	SMART PEEL CEILING TILES - WHITE	DEL & CHEESE ISLAND
C4	ACOUSTICAL TILE	ARMSTRONG USG	2' X 2'	DUNE #1774: WHITE OLYMPIA MICRO CLIMAPLUS #421	PHARMACY
C5	GYPSON BOARD	SEE SPEC		SEE DRAWINGS	
C6	EXPOSED STRUCTURE	NATIONAL GYPSUM USG	2' X 4'	GRIDSTONE GYPSUM CEILING PANELS: WHITE SHEETROCK LAY-IN CLIMA PLUS: WHITE	VESTIBULES
C7	VINYL FACED SHEETROCK				
C8	COOLER OR FREEZER				
C9	EXTERIOR GYPSUM BOARD	SEE SPEC			EXTERIOR SOFFITS MECHANICAL REFRIGERATION ROOMS W/ DECK ABOVE
C16	PLYWOOD SHEATING	ARMSTRONG USG	2' X 2'	UNFINISHED - FINE TEGGSH	CASUAL DINING & BAR CLOUDS
C18	ACOUSTICAL TILE		2' X 2'	FINE FISSEDURE #1729C - WHITE RADAR CLIMAPLUS #2210 - FLAT WHITE D50	
BEAM-1	FLORAL	SPORT GRAPHICS	3'X12'	FORMICA #841 WHITE ASH	FLORAL CEILING BEAMS (2019 REDESIGN)

VINYL WALL COVERING					
KEY	TYPE	MANUFACTURER	SIZE	COLOR	NOTES
VWC-0	VINYL WALL COVERING	TBD - CUSTOM		CUSTOM	CASUAL DINING LOWER WALL
VWC-5	VINYL WALL COVERING	WOLF GORDON - CHMS 108785, 10881787 TO BE ORDERED BY CONTRACTOR			CASUAL DINING LOWER WALL
VWC-6	VINYL WALL COVERING	SPORTS GRAPHICS			WALL ABOVE PACKAGED MEAT CASES
VWC-8	VINYL WALL COVERING	D.L. COUCH 1405 N. 10TH ST. #110-1111 SPORTS GRAPHICS			BAGEL & BAKERY SALES FLOOR WALLS CHEESE CLOUD
VWC-11	VINYL WALL COVERING	WOLF GORDON - CHMS 108785, 10881787 TO BE ORDERED BY CONTRACTOR			LOCATIONS OF BEVERAGE SERVICE EQUIPMENT
VWC-14	VINYL WALL COVERING	GOH 11578900			RUN GRAM VERTICALLY
VWC-20	VINYL WALL COVERING	SPORTS GRAPHICS			RUN GRAM VERTICALLY
VWC-21	VINYL WALL COVERING	SPORTS GRAPHICS			MARKET GRILLE EXPRESS BULKHEAD BEHIND SIGN
VWC-22	VINYL WALL COVERING	SPORTS GRAPHICS			CRAFT BEER WALL IN WINE & SPIRITS
VWC-23	VINYL WALL COVERING	SPORTS GRAPHICS			COLD BEER WALL IN WINE & SPIRITS
VWC-24	VINYL WALL COVERING	SPORTS GRAPHICS			25K SHOP IN SHOP BACK WALL

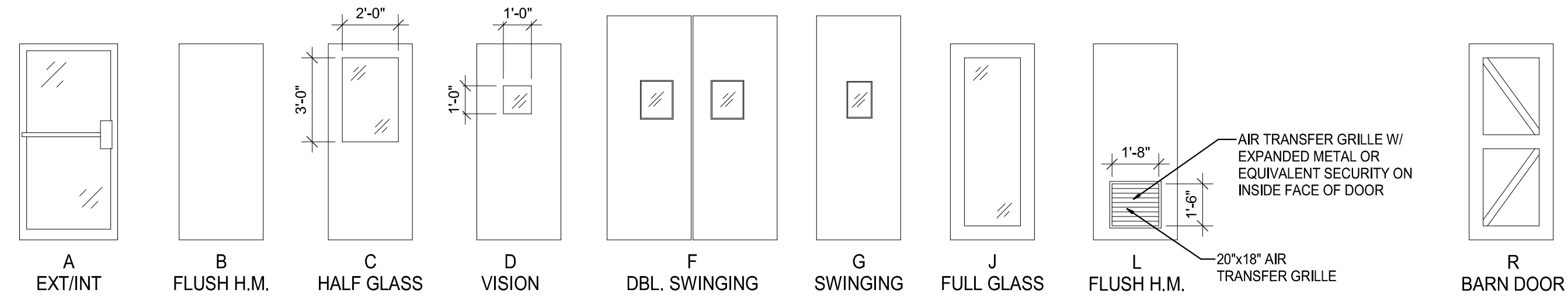
MISCELLANEOUS					
KEY	TYPE	MANUFACTURER	SIZE	COLOR	NOTES
SS	STAINLESS STEEL				2162 POTATO SKIN
CORP-1	TACKABLE SURFACE/BULLETIN BOARD	FORBO			SUPPLIED AND INSTALLED BY G.C.
FABRC-3	FABRIC	CARNEGIE			ORDERED & UPHOLSTERED BY KC BOOTH
FABRC-4	FABRIC	MOMENTUM TEXTILES			ORDERED & UPHOLSTERED BY KC BOOTH
CG-1	CORNER GUARD	KOROGUARD	1" X 1"		MARKET GRILLE/CASUAL DINING BOOTH BACKS
GW-1	GLASS WALL TOPPER - ALUM POSTS	C.R. LAURENCE CO. - DESIGN SERIES	1 1/8" POSTS		MARKET GRILLE/CASUAL DINING BOOTH BACKS
BMP-1	BUMPER	MILK COOLER	10' STAIN		RESTROOMS WITH SHIRT-MODING TILE SCHEME
BMP-2	CART GUARD BUMPER	MCUE	11' SILVER		SPACE SUPPORT POSTS AT 48" O.C. MAX. HEIGHT OF GLASS TOPPER SYSTEM IS 12"
RWP-1	RECLAIMED WOOD PLANK	WALL THEORY	2" X 4" X 16' X RANDOM		MARKET CAFE, SERVER STATION WALLS AT 48" O.C. MAX. HEIGHT OF GLASS TOPPER SYSTEM IS 12"
GW-1	GREEN WALL	VESTAGREEN	31" X 31" X 1/2"		MARKET CAFE, SERVER STATION WALLS AT 48" O.C. MAX. HEIGHT OF GLASS TOPPER SYSTEM IS 12"
HW-1	HARDTOP DECORATIVE WALL PROTECTION PANELS	FORMICA			CUSTOM MIX OF VESTAGREEN "A" AND "C" PANELS - CUSTOM GREEN ROOF SOLUTIONS (847) 297-7636
HW-1	HARDTOP DECORATIVE WALL PROTECTION PANELS	FORMICA			SPECTRUM RED - ARTISAN FINISH TRIM COLOR-100 CLEAR ANODIZED

WALL BASE						
KEY	TYPE	MANUFACTURER	SIZE	COLOR	NOTES	LOCATION
B1	VINYL BASE	JOHNSONITE	4"	#63 BURNT UMBER	SEE DRAWINGS FOR MILLWORK BASE HEIGHT	GENERAL WALL BASE
B2	VINYL BASE	JOHNSONITE	6"	#63 BURNT UMBER		DASHY COOLER BASE
B3	GRANULAR QUARTZ EPOXY	TENNANT COMPANY			300G GRT ALUMINUM OXIDE	KITCHEN & BAKERY FLOOR COATING
B4	GRANULAR QUARTZ EPOXY	TENNANT COMPANY		HY-VEE TACO RED 4 RED, 2 TAN, 14 BUFF	300G GRT ALUMINUM OXIDE	MEAT & SEAFOOD DEPARTMENT FLOOR COATING
B5	METAL SKIRT				SEE DETAILS	MEAT CASES
B6	WOOD BASE		2 X 10		SEE DETAILS	BACK ROOM
B7	SOLID COLOR BROADCAST EPOXY	TENNANT COMPANY		1070 SILVER BLUE GREY	SEE DETAILS	PRODUCE PRE-PACK
B8	QUARRY TILE		6 x 6	MATCH EXISTING	NEW OT OF BASE AT EXISTING OT FLOOR LOCATIONS	
B11	RUBBER BASE	JOHNSONITE	41" 6"	COLOR: RUBBER BASE COLOR: IRONSTONE	4" BASE @ FLORAL, MILLWORK 8" BASE @ FLORAL, MERCHANDISER IN CHECKOUT MILLWORK	FLORAL, MILLWORK CUSTOMER SERVICE WALL & MILLWORK BASE





FRAME ELEVATIONS



DOOR ELEVATIONS

#### DOOR & FRAME GENERAL NOTES:

- ALL WALL STOP DOOR BUMPERS TO BE IVES. PROVIDE WOOD BACKING @ WALL STOPS.
- ALL WOOD DOORS SHALL NOT HAVE ANY UREA FORMALDEHYDE.
- PROVIDE CONSTRUCTION CORES AT ALL LOCK CYLINDERS. PERMANENT CORES SHALL BE INSTALLED AT COMPLETION OF PROJECT.
- FURNISH ONE (1) WALL KEY CABINET AS MANUFACTURED BY LUND DELUXE #1200 WITH CAPACITY FOR 30 KEYS. INSTALLATION TO BE COORDINATED BY SET-UP SUPERVISOR.
- SAFETY GLAZING SHALL BE PROVIDED IN ACCORDANCE WITH 2009 IBC SECTION 2406.
- DOOR HARDWARE SHALL BE CAPABLE OF OPERATION WITH THE USE OF ONE (1) HAND AND SHALL NOT REQUIRE TIGHT PINCHING, TIGHT GRASPING OR TWISTING OF THE WRIST TO OPERATE. THUMB-TURN DEADBOLTS ARE PROHIBITED. LEVER OR PADDLE DEADBOLT RELEASES ARE ACCEPTABLE. DOOR THRESHOLD SHALL NOT EXCEED ONE-HALF INCH (1/2") IN HEIGHT. THRESHOLDS EXCEEDING ONE QUARTER INCH (1/4") IN HEIGHT SHALL HAVE A 1/2 BEVEL. DOOR CLOSERS SHALL MEET OPENING FORCE AND SWEEP PERIOD REQUIREMENTS.
- EXTERIOR HM FRAMES - SEE DETAIL 1/A2.3 FOR MORTAR BOX REQUIREMENT.
- PAIN ALL INTERIOR HM DOORS AND FRAMES P-9 (SHERWIN WILLIAMS SW 7020 BLACK FOX SEMI-GLOSS)
- EXTERIOR DOOR AND FRAME COLOR TO MATCH ADJACENT EXTERIOR MATERIALS.

#### DOOR & FRAME SCHEDULE NOTES:

- PROVIDE 4"x14"x24" STEEL PLATE ON INSIDE FACE OF FRAME TOP AND BOTTOM OF HINGE SIDE WELD TO FRAME. TAP FOR DOOR HINGE SCREWS AT ELIASON DOORS.
- UNDERCUT DOOR 1".
- DOOR TO HAVE AIR TIGHT GASKET SEAL AND AIR TIGHT SWEEP AT BOTTOM.
- PROVIDE ONE-WAY MIRROR GLASS @ LITE.
- PROVIDE CUSTOM WOOD STAIN COLOR TO MATCH FORMICA '5488-NT SMOKY BROWN'.
- HOLLOW METAL FRAMES AT SIDES ONLY.
- REMOVE ALL EXIT SIGNAGE FROM DOOR INCLUDING EMERGENCY EXIT SIGN ABOVE DOOR (IF IT EXISTS) AND INSTALL A HEAVY DUTY PADLOCK AND HASP. DOOR WILL NO LONGER BE USED AS PART OF THE EMERGENCY EGRESS SYSTEM.

#### DOOR TYPE:

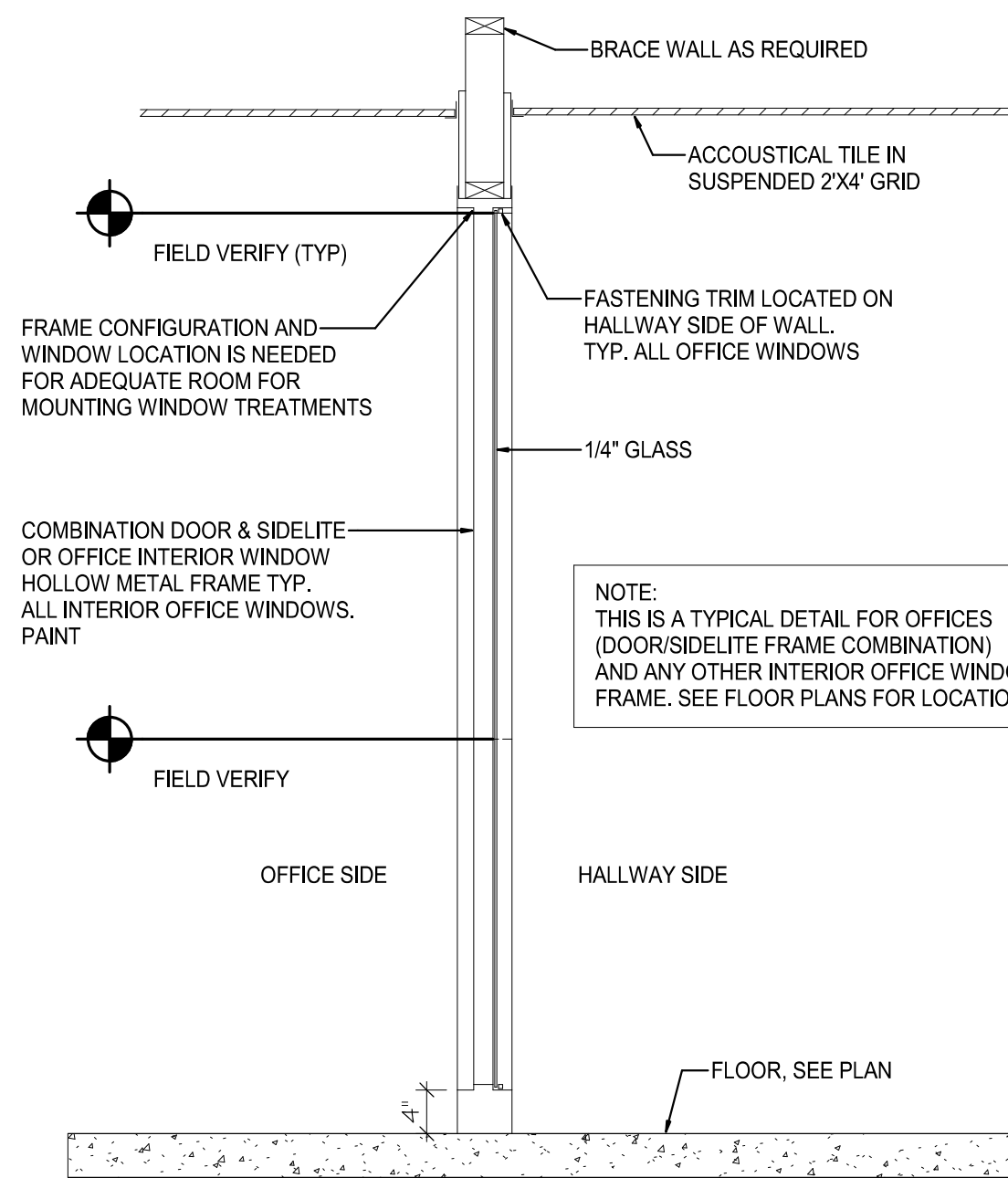
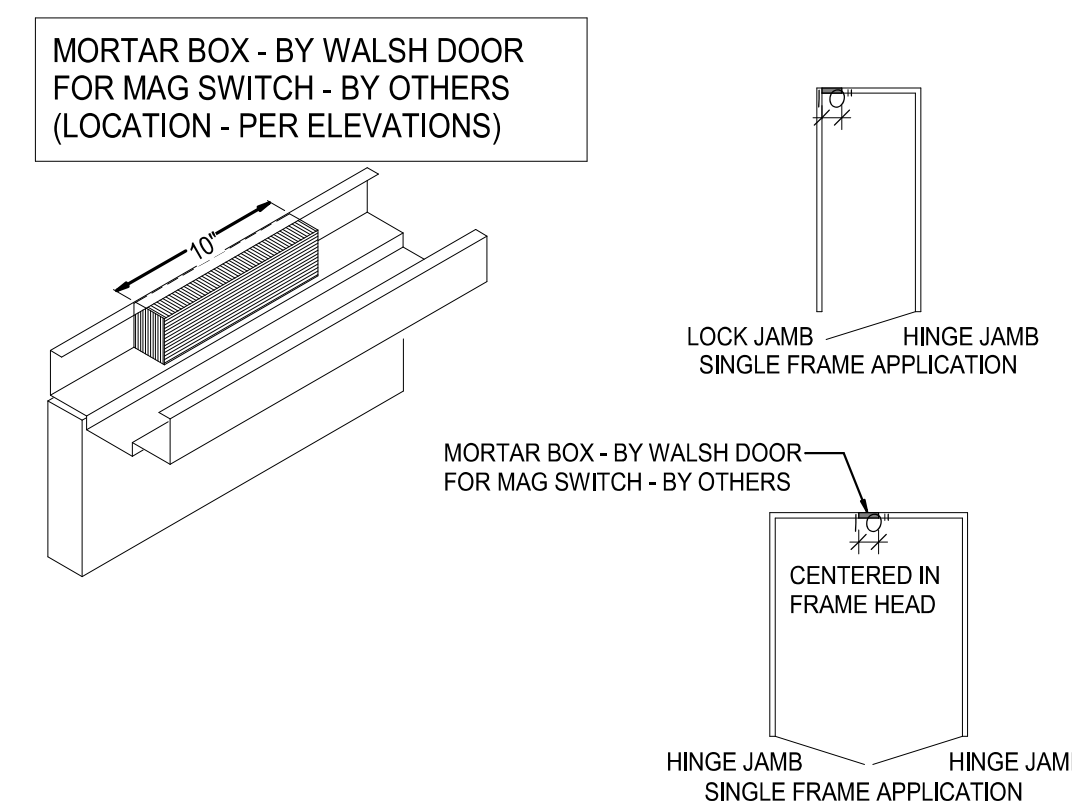
STA4.	ALUMINUM TUBE/GLASS ENTRY DOOR (CLEAR ANODIZED ALUMINUM). STANLEY DURA-GUIDE 3000 SLIDER
HM1.	EXTERIOR H.M. VERSA 16 GA.
HM2.	INTERIOR H.M. OMEGA 18 GA.
WD.	WOOD DOOR SOLID CORE PLAIN SLICED RED OAK
SG1.	SLIDING GRILLE AT PHARMACY MODEL S-126 BY DYNAMIC CLOSURES.
SG2.	SLIDING GRILLE AT WINE & SPIRITS E7 GRILLE BIPARTING. BY DYNAMIC CLOSURE. SEE NOTES AND DETAILS.
ESD.1	ELIASON MODEL #P11+ BAKERY - BACKROOM SALES - BACKROOM SALAD BAR PREP - PRODUCE; KITCHEN - KITCHEN PREP. FINISH COLOR: METALLIC GRAY
ESD.2	ELIASON MODEL #P11+ W/S - BACKROOM. FINISH COLOR: BEIGE
ESD.4	ELIASON MODEL #RMR-1500 PROD. COOLER - PROD. TRIM ROOM PROD. TRIM - BACKROOM (GALV. FRAME OR JAMB) FINISH COLOR: METALLIC GRAY
ESD.6	ELIASON MODEL #LWP-6 CASUAL DINING - DISHWASH AREA (NON-LOCKING). FINISH COLOR: PLAM 19 (WALNUT HEIGHTS)

#### DOOR AND FRAME SCHEDULE

OPENING NUMBER	LOCATION	DOORS			QUANTITY	FRAME			SCHEDULE NOTES	HARDWARE GROUP	OPENING NUMBER
		TYPE	W	H		FRAME ELEVATION	HEAD	JAMB			
1	W & S VESTIBULE	STA4	8'-0"	10'-0"	---	REF A3.12	---	---	---	---	1
2	WINE & SPIRITS	STA4	10'-0"	12'-0"	---	REF A3.12	[9]	[4]	---	---	2
3	DISH ROOM	ESD.6	3'-0"	7'-0"	---	B	A	A	---	---	3
4	DISH ROOM	ETR	3'-0"	7'-0"	---	---	---	---	---	---	4
5	WINE & SPIRITS	ETR	5'-0"	7'-0"	---	---	---	---	---	---	5
6	STORAGE	ESD.2	5'-0"	7'-0"	---	F	PR	C	B	B	6
7	COMA. ROOM	WD	3'-0"	7'-0"	1.34"	L	1	B	D	D	7
8	EMPLOYEE LOUNGE	WD	3'-0"	7'-0"	1.34"	C	1	D	D	D	8
9	PREP AREA	ESD.1	3'-0"	7'-0"	---	G	1	B	A	A	9
10	ASSISTANT MANAGERS OFFICE	WD	3'-0"	7'-0"	1.34"	C	1	D	D	D	10
11	DIRECTORS OFFICE	WD	3'-0"	7'-0"	1.34"	B	1	D	D	D	11
12	HUMAN RESOURCES	WD	3'-0"	7'-0"	1.34"	B	1	D	D	D	12
13	DEPT. HEADS	WD	3'-0"	7'-0"	1.34"	B	1	D	D	D	13
14	SALES	ETR	3'-0"	7'-0"	---	---	---	---	---	---	14
15	BAKERY	ETR	3'-0"	7'-0"	---	---	---	---	---	---	15
16	HALLWAY	ETR	7'-0"	7'-0"	---	---	---	---	---	---	16
17	KEG COOLER	ESD.4	3'-0"	7'-0"	---	VERIFY W/ HV	---	B	A	A	17
18	WOMEN	WD	3'-0"	7'-0"	1.34"	B	1	B	D	D	18
19	MOTHERS ROOM	WD	3'-0"	7'-0"	1.34"	B	1	B	D	D	19
20	WOMEN	WD	3'-0"	7'-0"	1.34"	B	1	B	D	D	20
21	WOMEN	WD	3'-0"	7'-0"	1.34"	B	1	B	D	D	21
22	WOMEN	WD	3'-0"	7'-0"	1.34"	B	1	B	D	D	22
23	WOMEN	WD	3'-0"	7'-0"	1.34"	B	1	B	D	D	23
24	MEN	WD	3'-0"	7'-0"	1.34"	B	1	B	D	D	24
25	MEN	WD	3'-0"	7'-0"	1.34"	B	1	B	D	D	25
26	MEN	WD	3'-0"	7'-0"	1.34"	B	1	B	D	D	26
27	MEN	WD	3'-0"	7'-0"	1.34"	B	1	B	D	D	27
28	MEN	WD	3'-0"	7'-0"	1.34"	B	1	B	D	D	28
29	DISP ROOM	ETR	3'-0"	7'-0"	---	---	---	---	---	---	29
30	BAKERY	ETR	3'-0"	7'-0"	---	---	---	---	---	---	30
31	STOCKROOM	ETR	3'-0"	7'-0"	---	---	---	---	---	---	31
32	SALES	ESD.1	7'-0"	9'-0"	---	F	PR	C	B	B	32
33	SALES	ESD.1	3'-0"	7'-0"	---	G	1	C	B	B	33
34	PRODUCE TRIM	ESD.4	5'-0"	8'-0"	---	F	PR	B	A	A	34
35	PRODUCE COOLER	ESD.4	5'-0"	7'-0"	---	F	PR	B	A	A	35
36	POULTRY/SEAFOOD COOLER	ETR	3'-0"	7'-0"	---	---	---	---	---	---	36
37	STOCKROOM	ETR	3'-0"	7'-0"	---	---	---	---	---	---	37
38	ELECTRICAL ROOM	ETR	3'-0"	7'-0"	---	---	---	---	---	---	38
39	MEAT PREP	ETR	3'-0"	7'-0"	---	---	---	---	---	---	39
40	MEAT PREP	ETR	3'-0"	8'-0"	---	---	---	---	---	---	40
41	MEAT COOLER	ETR	3'-0"	7'-0"	---	---	---	---	---	---	41
42	STOCKROOM	ETR	3'-0"	7'-0"	---	---	---	---	---	---	42
43	STOCKROOM	ETR	3'-0"	7'-0"	---	---	---	---	---	---	43
44	MILK/DAIRY COOLER	ETR	2'-6"	7'-0"	---	---	---	---	---	---	44
45	SALES	ESD.1	7'-0"	9'-0"	---	F	PR	C	B	B	45
46	SALES	ETR	7'-0"	7'-0"	---	---	---	---	---	---	46
47	DIETICIAN CONSULT	WD	3'-0"	7'-0"	---	J	1	B	D	D	47
48	PHARMACY	WD	3'-0"	7'-0"	---	C	1	B	D	D	48
49	PHARMACY	WD	3'-0"	7'-0"	---	C	1	B	D	D	49
50	PHARMACY SECURITY GRILLE	SG1	F.V.	9'-0"	---	B	SG1	---	---	---	50
51	STORAGE	WD	3'-0"	7'-0"	---	L	1	B	D	D	51
52	EXAM 2	WD	3'-0"	7'-0"	---	B	1	B	D	D	52
53	EXAM 1	WD	3'-0"	7'-0"	---	B	1	B	D	D	53
54	RESTROOM	WD	3'-0"	7'-0"	---	B	1	B	D	D	54
55	CLINIC	WD	3'-0"	7'-0"	---	B	1	B	D	D	55
56	EAST VESTIBULE	ETR	12'-0"	12'-0"	---	---	---	---	---	---	56
57	EAST VESTIBULE	ETR	12'-0"	12'-0"	---	---	---	---	---	---	57
58	FLORAL PREP	WD	3'-0"	7'-0"	---	R	1	2/A2.3	2/A2.3	2/A2.3	58
59	SECURITY ROOM	WD	3'-0"	7'-0"	---	B	1	B	D	D	59
60	CUSTOMER SERVICE	WD	3'-0"	7'-0"	---	B	1	B	D	D	60
61	CASH ACCOUNTABILITY	WD	3'-0"	7'-0"	---	B	1	B	D	D	61
62	CUSTOMER SERVICE	HM1	4'-6"	8'-0"	---	B	1	A	H	J	62
63	WEST VESTIBULE	ETR	11'-6"	12'-0"	---	---	---	---	---	---	63
64	WEST VESTIBULE	STA4	13'-11"	7'-10"	---	---	---	---	---	---	64
65	MEN	ETR	3'-0"	7'-0"	---	---	---	---	---	---	65
66	WOMEN	ETR	3'-0"	7'-0"	---	---	---	---	---	---	66
67	SALES	ESD.1	3'-0"	3'-0"	---	---	---	---	---	---	67
68	RECEIVING	HM1	3'-6"	7'-0"	---	B	1	A	---	---	68
69	W&S SECURITY GRILLE	SG1	F.V.	9'-0"	---	B	SG1	---	---	---	69

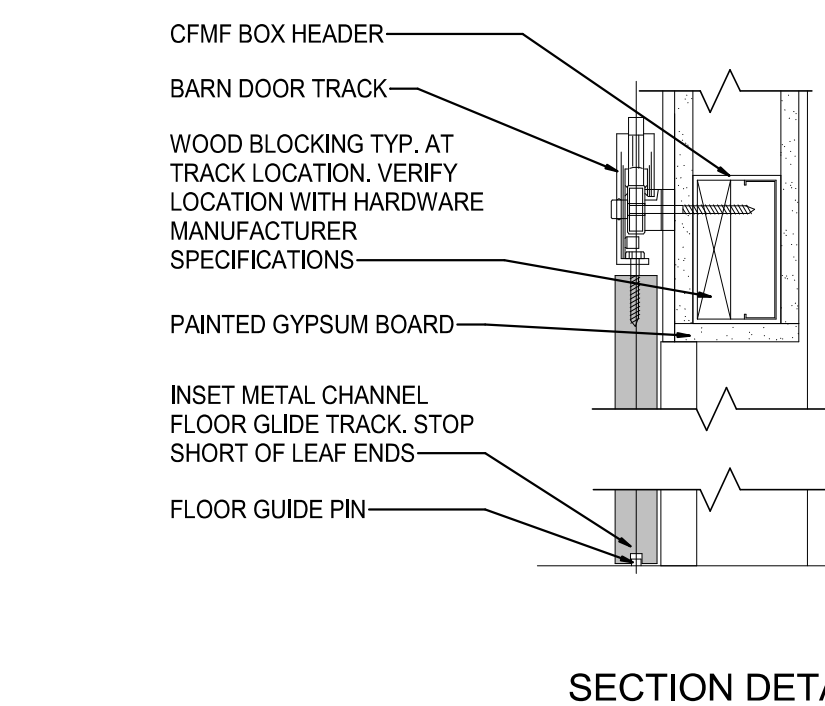
#### DOOR AND FRAME ELEVATIONS

SCALE: 1/4" = 1'-0"



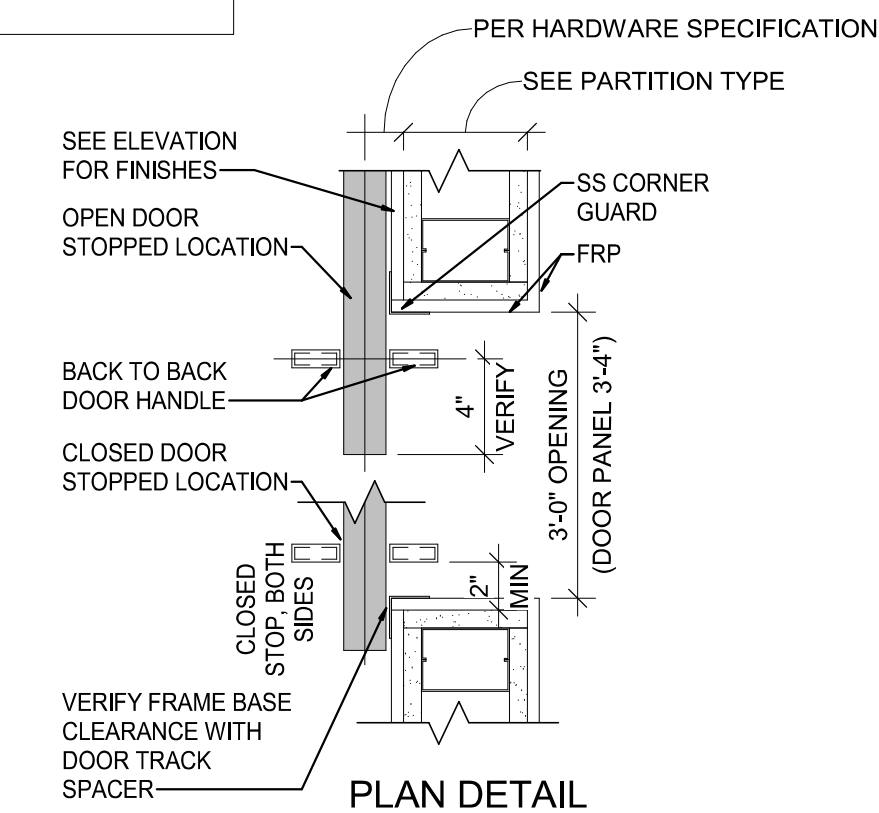
#### DOOR/WINDOW FRAME SECTION-TYPICAL

SCALE: 3/4" = 1'-0"



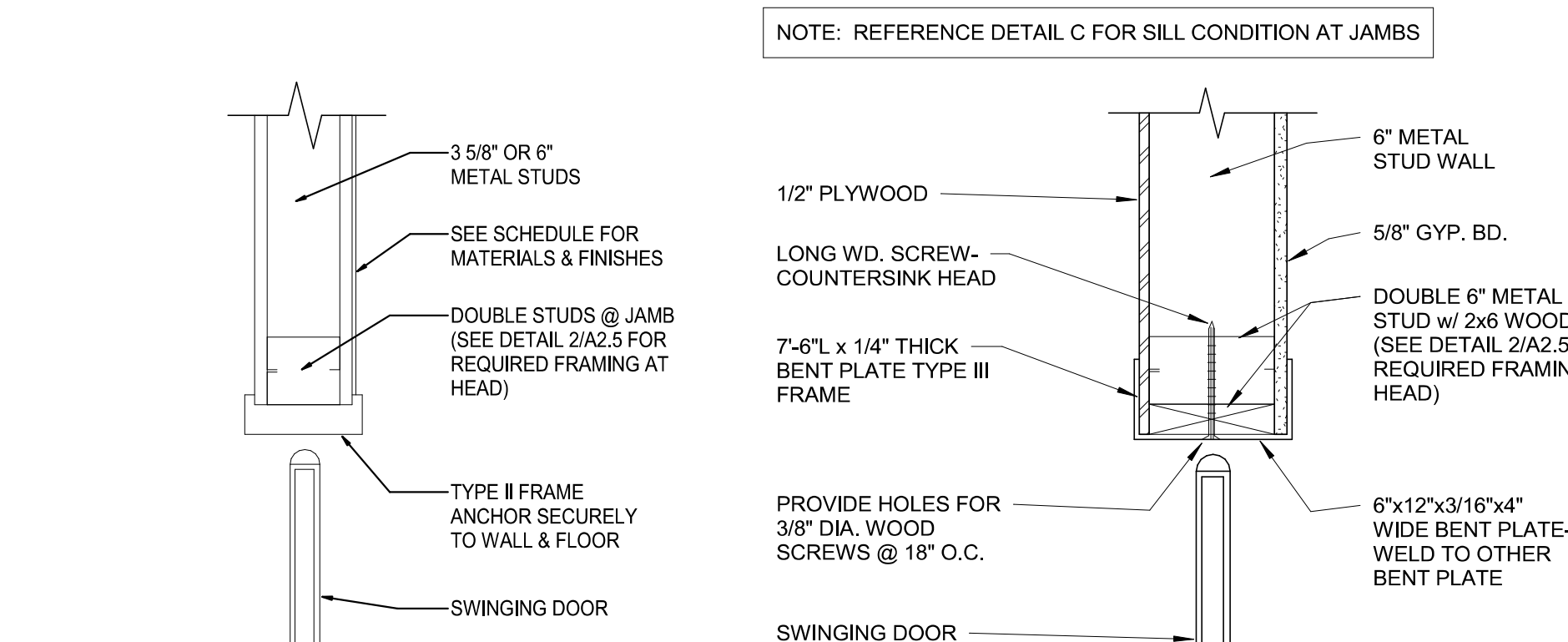
#### BARN DOOR DETAIL

SCALE: 1 1/2" = 1'-0"



#### MORTAR BOX DETAIL AT EXTERIOR DOORS

SCALE: 1/8" = 1'-0"

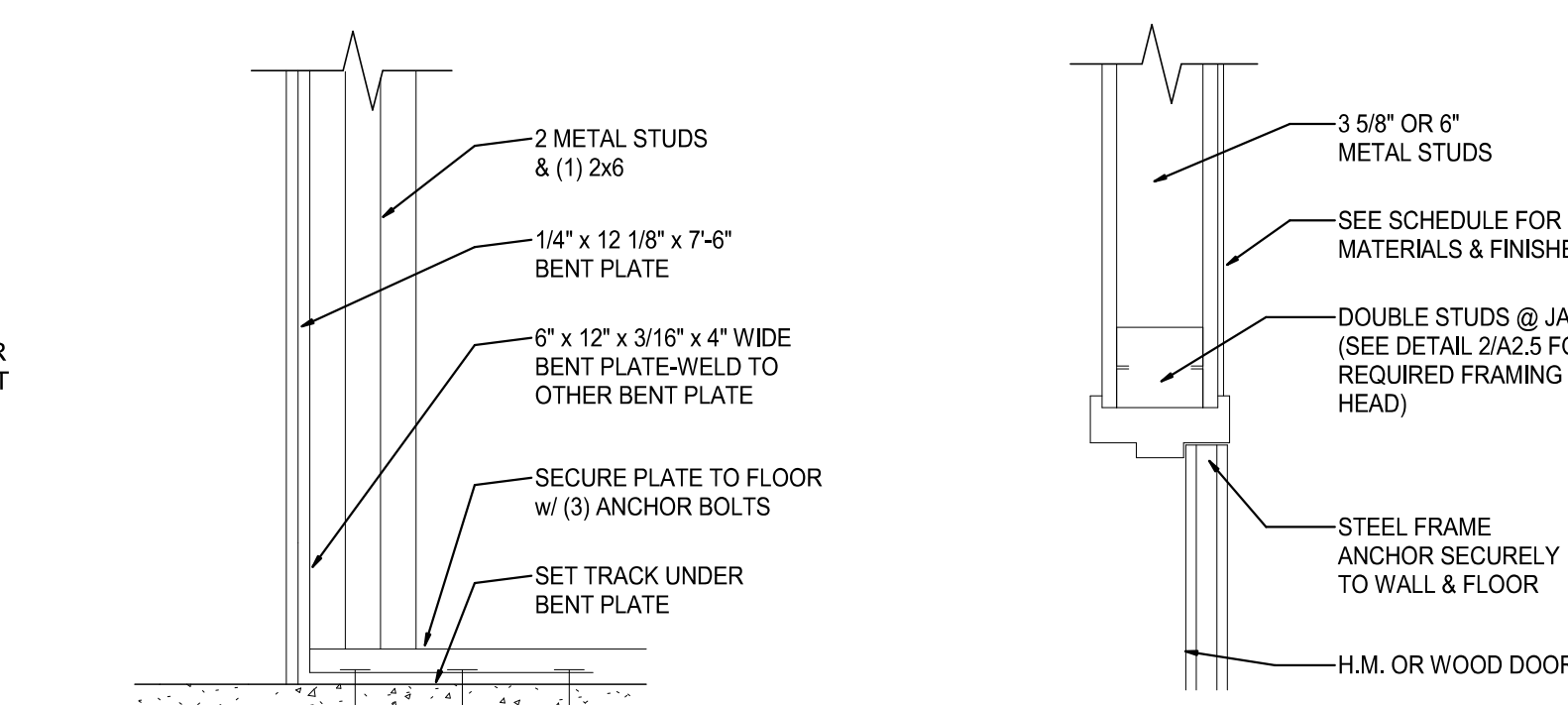


#### JAMB HEAD SIMILAR

SCALE: 1" = 1'-0"

#### JAMB HEAD SIMILAR

SCALE: 1" = 1'-0"

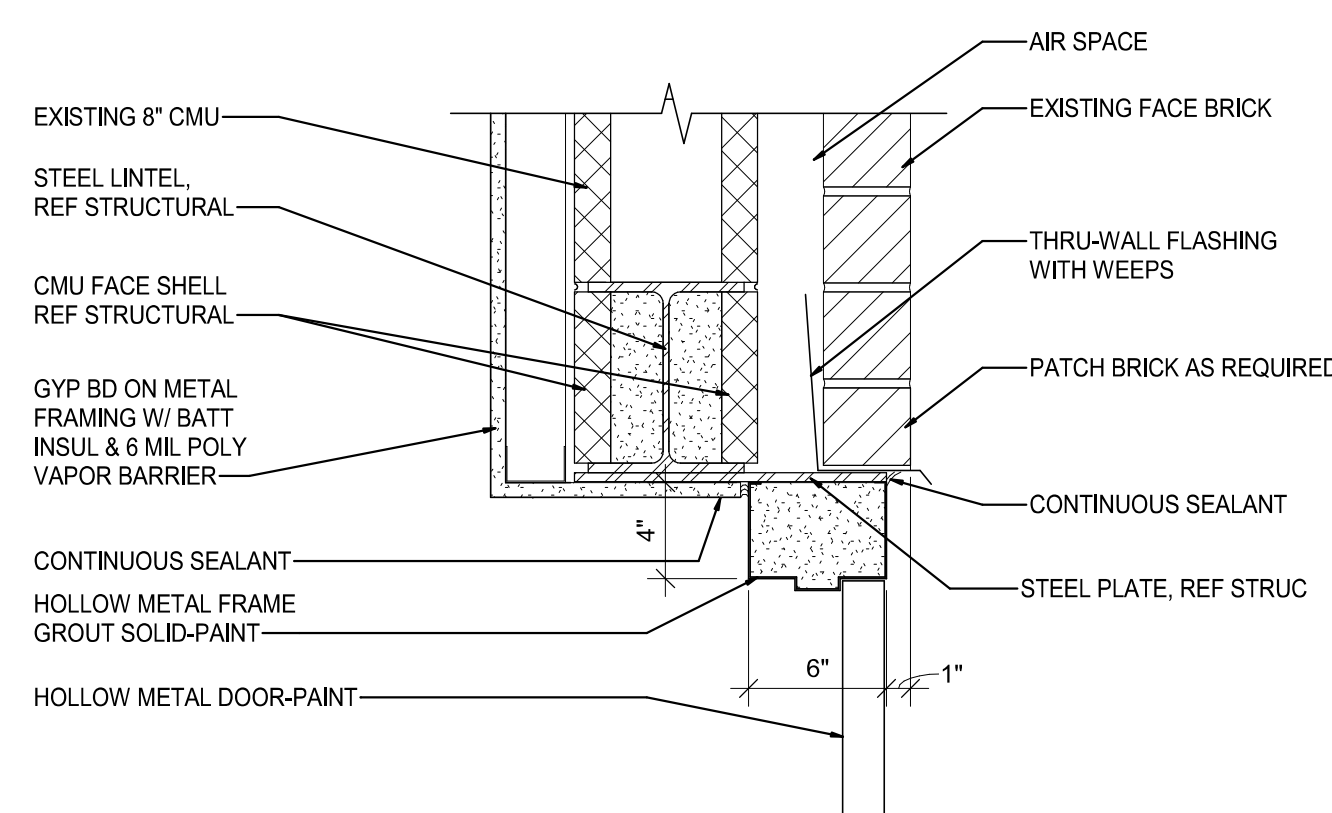


#### SILL DETAIL

SCALE: 1" = 1'-0"

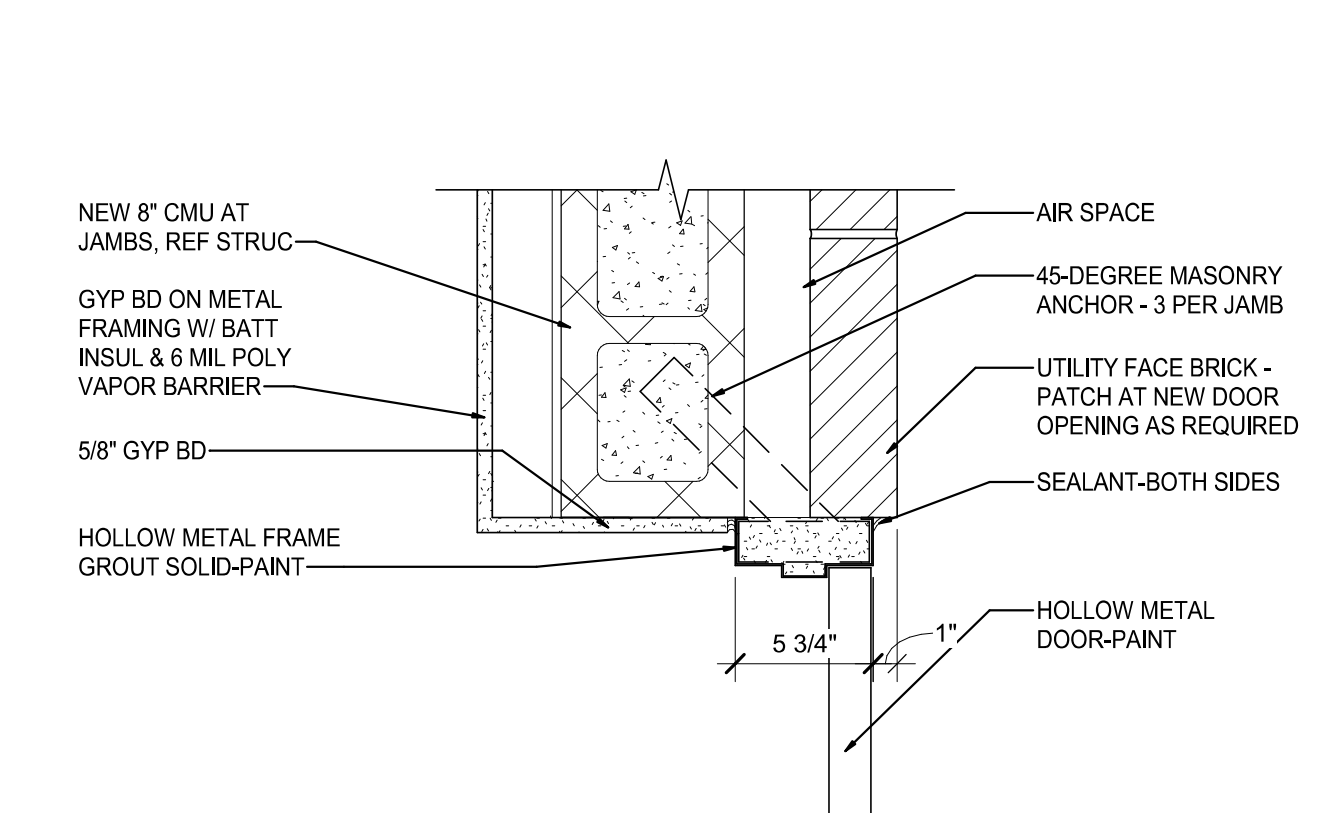
#### JAMB HEAD SIMILAR

SCALE: 1" = 1'-0"



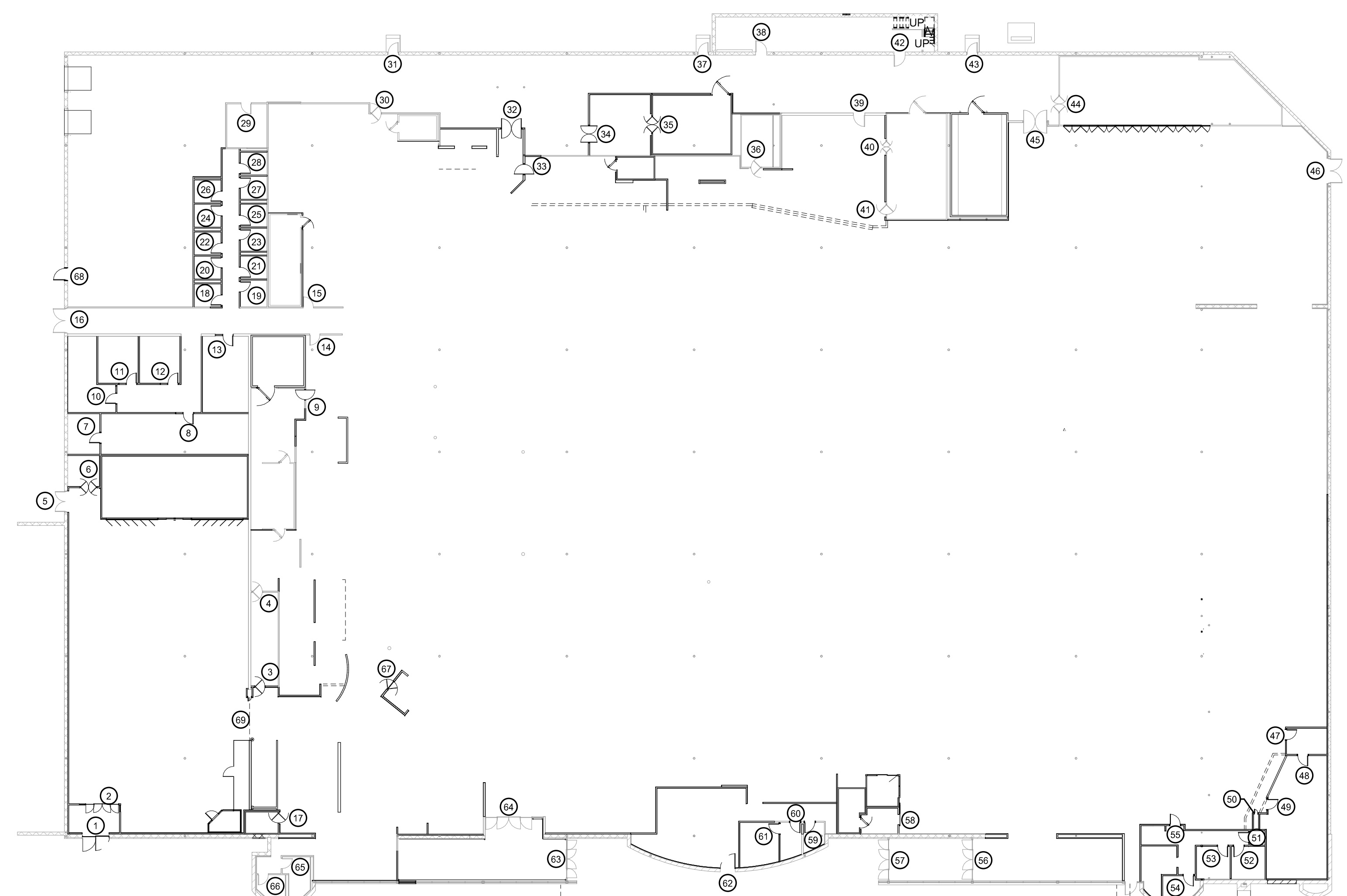
#### HEAD DETAIL AT NEW OPENING

SCALE: 1" = 1'-0"



#### JAMB DETAIL AT NEW OPENING

SCALE: 1" = 1'-0"



#### KEY PLAN

SCALE: 1 : 300

#### REVISION

DATE BY

brr

Architect of Record:  
BRR Architecture, Inc.  
Kanan City  
8131 Metcalf Avenue  
Suite 300  
Overland Park, KS 66204  
Tel: 913-262-9095  
Fax: 913-262-9044

PROFESSIONAL SEAL  
RICHARD A. MAJORS, JR.  
ARCHITECT  
IOWA  
LICENSED ARCHITECT  
Richard A. Majors, Jr.  
Architect  
Iowa License No. A-007538

HY-VEE INC.  
5820 WEST TOWN PARKWAY  
WEST DES MOINES, IOWA 50386  
TEL: (515) 261-2800  
FAX: (515) 261-2836

LOCATION  
LEE'S SUMMIT, MO #2




#### DOOR SCHEDULE & DETAILS

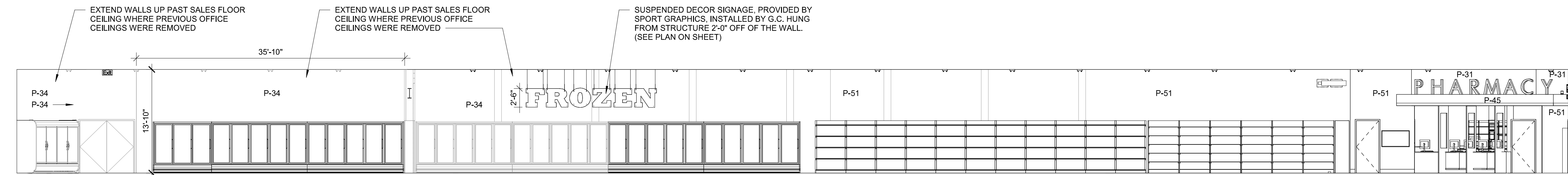
PROJECT MANAGER  
SB  
CHECKED BY  
JPS  
DATE  
10/20/2020  
SCALE  
As indicated  
JOB NUMBER  
62930547  
SHEET

A2.3

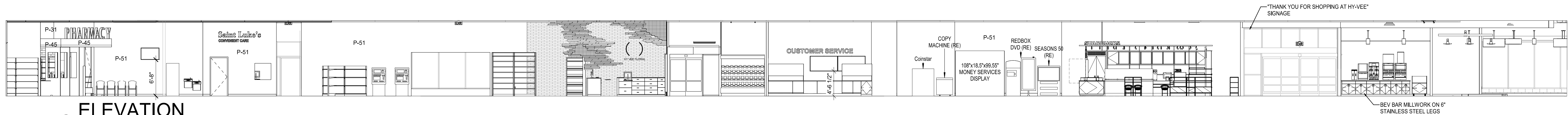




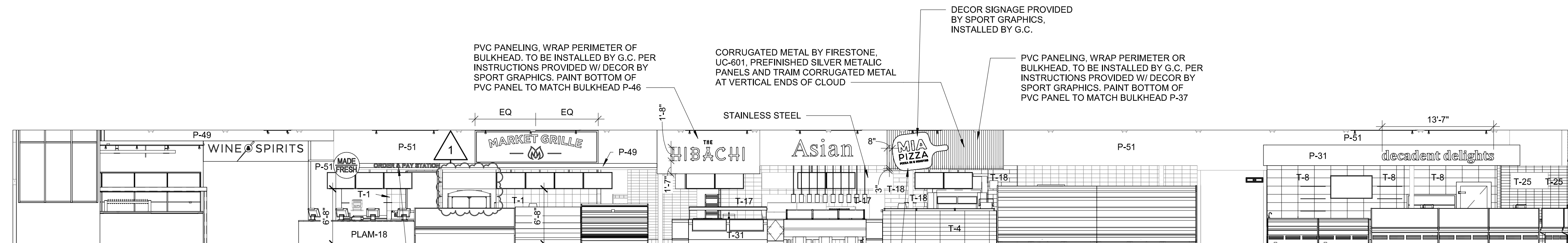
**A ELEVATION**  
SCALE: 1/8" = 1'-0"



**B ELEVATION**  
SCALE: 1/8" = 1'-0"



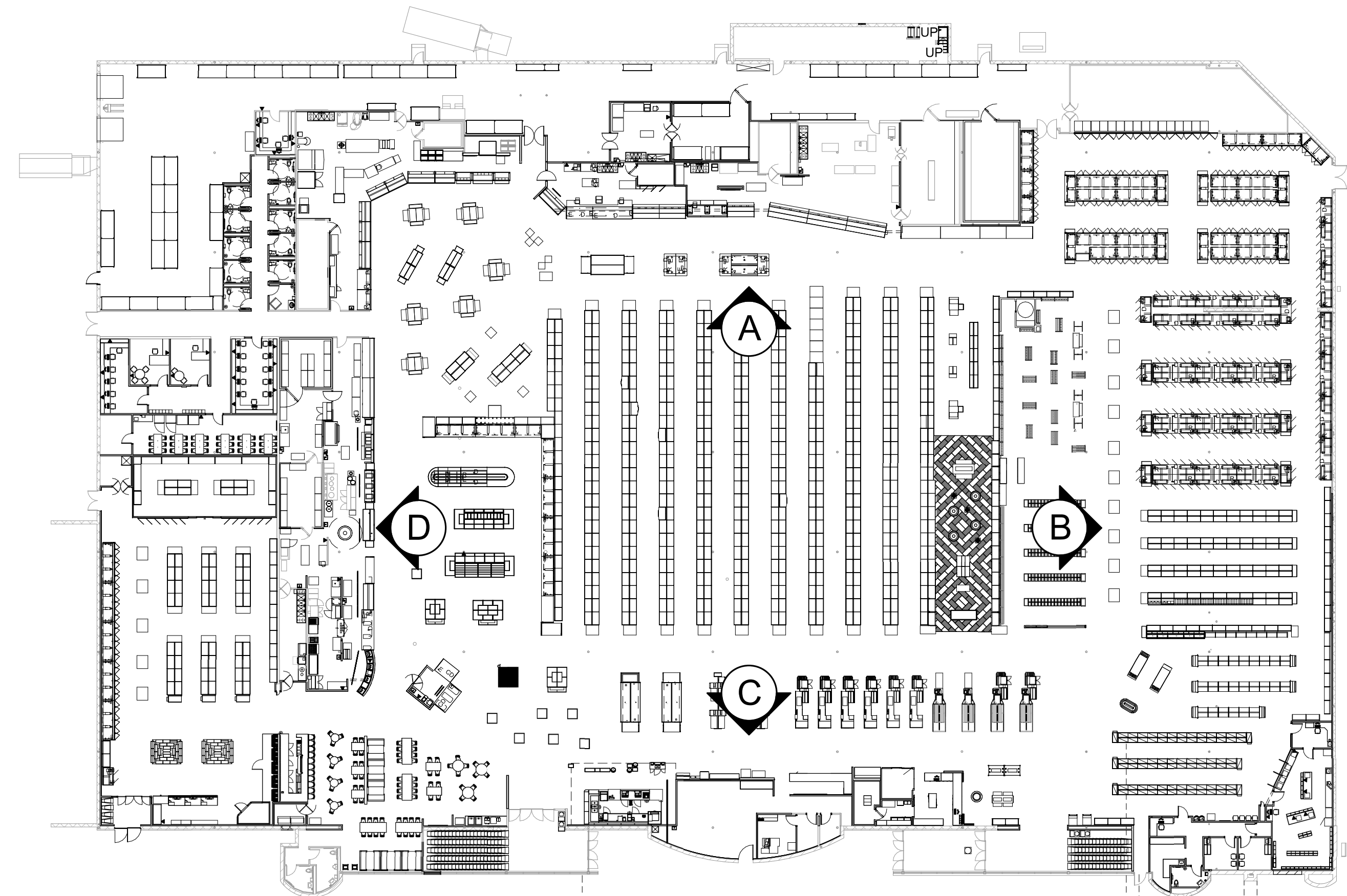
**C ELEVATION**  
SCALE: 1/8" = 1'-0"



**D ELEVATION**  
SCALE: 1/8" = 1'-0"

**DECOR NOTES:**

1. ALL DECOR SIGNAGE IS PROVIDED & INSTALLED BY CONTRACTOR.
2. ALL CURTAIN WALL PAINTING BY CONTRACTOR.
3. INSTALLATION DETAILS WILL BE PROVIDED BY THE DECOR SUPPLIER. VERIFY WITH CONSTRUCTION DOCUMENTS.
4. SALES FLOOR COLUMNS TO BE PAINTED P-2. ALL COLUMNS EXPOSED IN SALES AREA TO BE WRAPPED WITH STAINLESS STEEL TO +40" A.F.F.
5. USE B1 (VINYL BASE) THROUGHOUT STORE UNLESS NOTED OTHERWISE.
6. FOR FINISH SCHEDULE SEE SHEET A2.2



**PLAN VIEW**  
SCALE: N.T.S.

REVISION		DATE BY
1	ASI #1	11/1/2020

Architect of Record: BRB Architecture, Inc.	
Kansas City Overland Park, KS 66204	8131 Metcalf Avenue Suite 300 Overland Park, KS 66204
Phone: 913-262-9995 Fax: 913-262-9044	
Richard A. Majors, Jr. Architect Missouri License No. A-007528	

LOCATION  
**LEE'S SUMMIT, MO #2**

HY-VEE INC.  
5820 WESTOWN PARKWAY  
WEST DES MOINES, IOWA 50386  
TEL: (515) 267-2800  
FAX: (515) 267-2335

**HyVee**  
EMPLOYEE OWNED



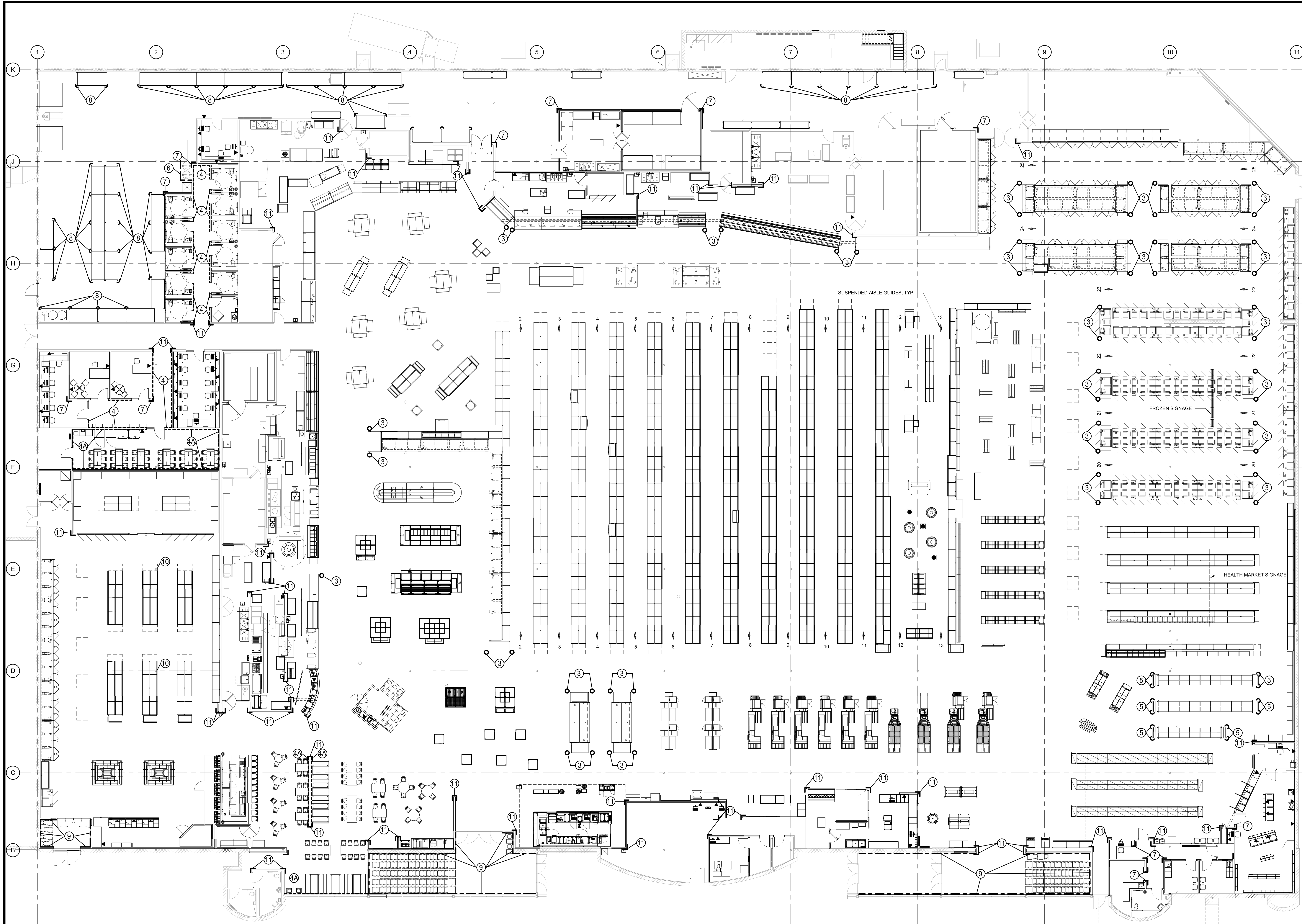
**INTERIOR DECOR PLAN**

PROJECT MANAGER SB	CHECKED BY JPS
DRAWN BY AO	DATE 10/20/2020
SCALE As indicated	SHEET NUMBER 62930547

**A2.4**



11/12/2020 11:37:19 AM



# 1 MISC. DECOR AND ASSET PROTECTION PLAN

SCALE: 3/32" = 1'-0"

- |   |     |  |    |     |   |
|---|-----|--|----|-----|---|
| 1 | --- | BOX RAIL - McCUE PRODUCT NUMBER CSB-96                 | 7  | └   | BACKROOM CORNER GUARD - McCUE PRODUCT NUMBER CSWGC-36-KIT |
| 2 | --- | CRASH BARRIER FLOOR GUARD                              | 8  | └   | RACK GUARD - McCUE PRODUCT NUMBER CSRG-SHOCK-10-KIT       |
| 3 | ○   | CASE BOLLARDS - McCUE PRODUCT NUMBER CSFP-3-24 KIT     | 9  | --- | CARTSTOP - McCUE PRODUCT NUMBER CSR-4A-401                |
| 4 | --- | WALL GUARD - McCUE PRODUCT NUMBER GGT-80-101           | 10 | □   | S.S. COLUMN WRAPS   |
| 5 | └   | LOW PROFILE GUARD - McCUE PRODUCT NUMBER GARD-8-LP-101 | 11 | └   | S.S. CORNER GUARDS  |
| 6 | --- | BACKROOM FENCE - McCUE PRODUCT NUMBER CSSYP-48E-KIT    |    |     |   |

REVISION		DATE BY
1	ASI #1	11/12/20

Architect of Record:  
BRB Architecture, Inc.  
Kansas City  
Overland Park, KS 66204  
Tel: 913-262-9095  
Fax: 913-262-9044

PROFESSIONAL SEAL

Richard A. Majors, Jr.  
Architect  
Missouri License No. A-007528

LOCATION  
LEE'S SUMMIT, MO #2

HY-VEE INC.  
5820 WESTTOWN PARKWAY  
WEST DES MOINES, IOWA 50266  
TEL: (515) 281-2600  
FAX: (515) 267-2335

EMPLOYEE OWNED

NORTH

MISC DECOR AND ASSET PROTECTION PLAN

PROJECT MANAGER SB	CHECKED BY JPS
DRAWN BY: ADP	DATE: 10/20/2020
SCALE: 3/32" = 1'-0"	JOB NUMBER: 62930547

SHEET:  
A2.4A






**Architect of Record:**  
**BRR Architecture, Inc**

Kansas City  
Boston  
Phoenix  
San Francisco  
Philadelphia  
Atlanta  
Austin  
Miami  
Los Angeles  
Chicago

• **8131 Metcalf Avenue**  
**Suite 300**  
**Overland Park, KS 66204**

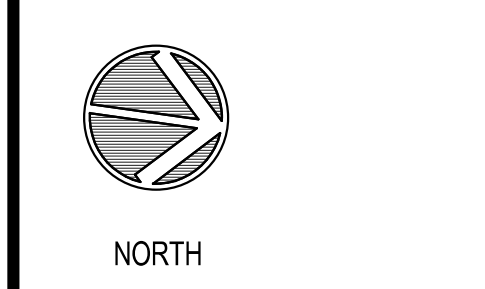
• **Tel: 913-262-9095**  
**Fax: 913-262-9044**

PROFESSIONAL SEAL



Richard A. Majors, Jr.  
Architect  
Missouri License No. A-007528

LOCATION  
LEE'S SUMMIT, MO #2

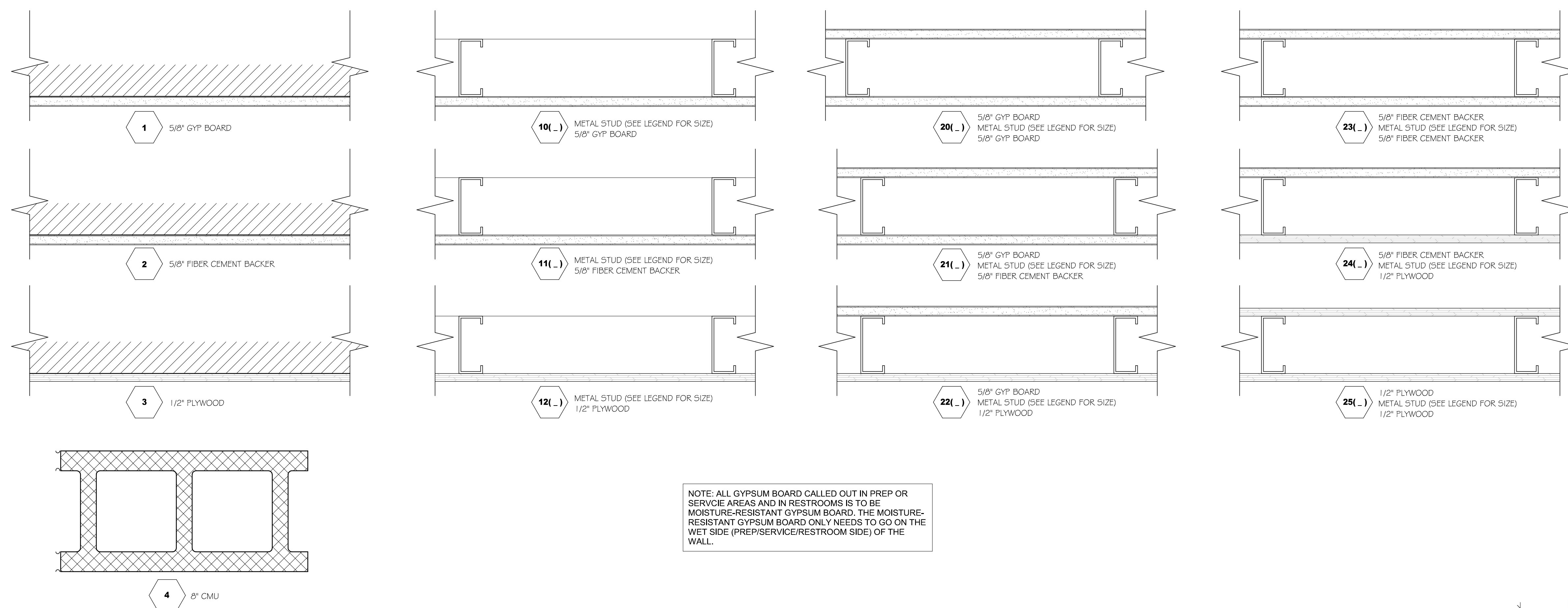


## INTERIOR WALL DETAILS

PROJECT MANAGER SB	CHECKED BY: JPS
DRAWN BY: AP	DATE: 10/20/2020
SCALE: As indicated	JOB NUMBER: 62930547

SHEET: \_\_\_\_\_

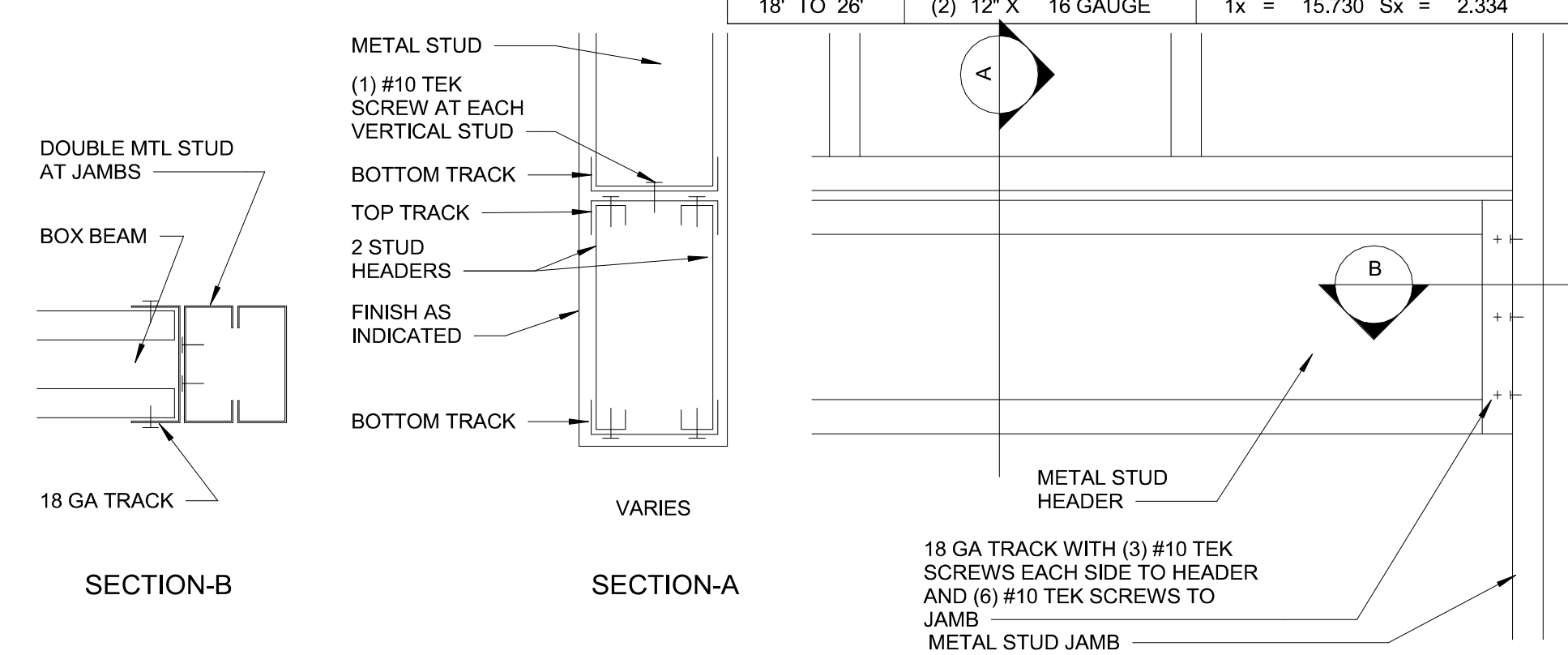
## A2.5



### METAL STUD SIZE LEGEND

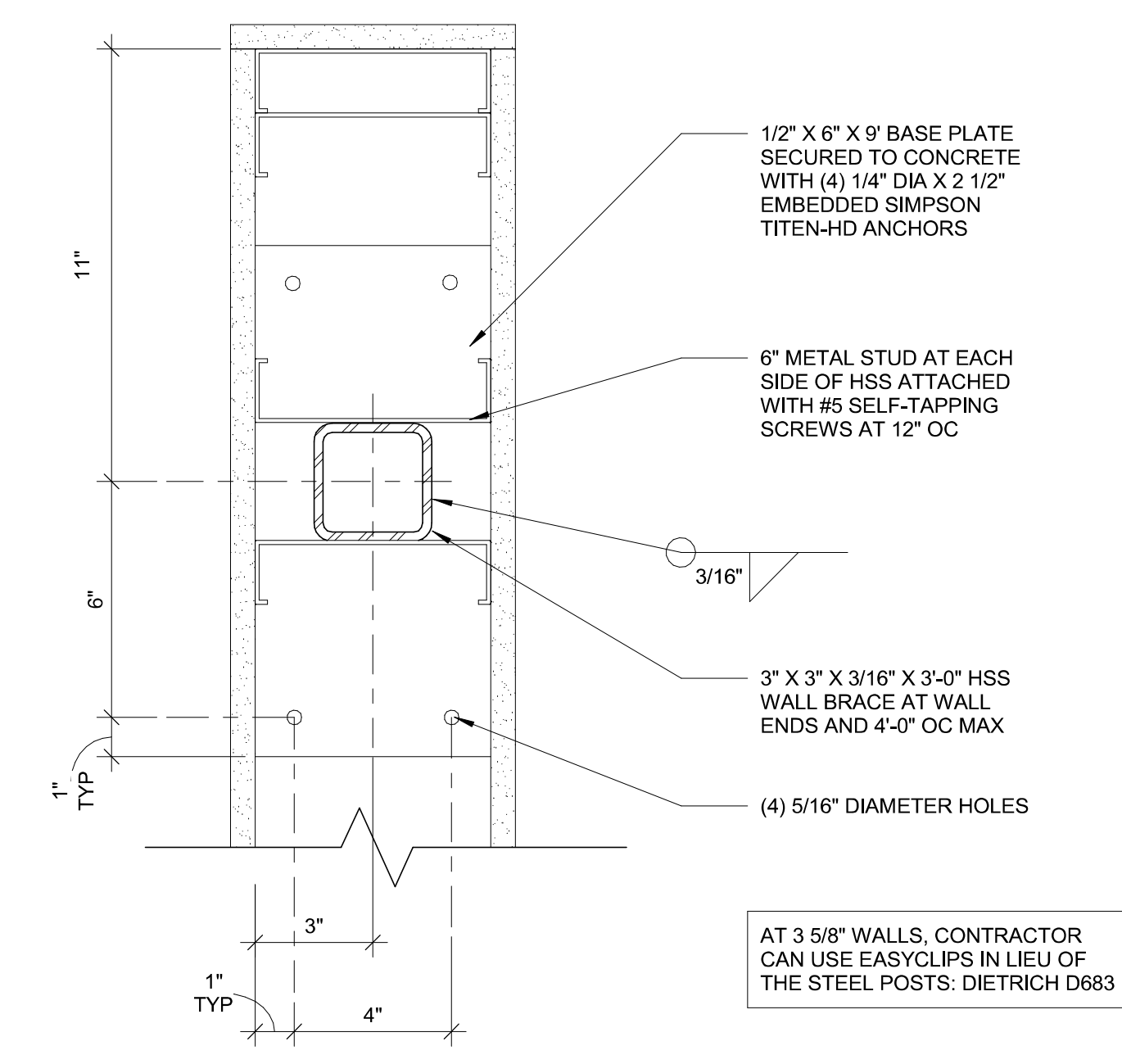
**A** -  $7/8''$   
**B** -  $1\ 5/8''$   
**C** -  $2\ 1/2''$   
**D** -  $3\ 5/8''$   
**E** -  $4''$   
**F** -  $6''$   
**G** -  $8''$   
**H** -  $10''$

INTERIOR NON-LOAD BEARING PARTITION HEADER SCHEDULE					
HEADER LENGTH	HEADER MEMBERS	MINIMUM EFFECTIVE PROPERTIES PER STUD			
2' TO 6'	(2) 6" X 18 GAUGE	1x = 2.042	Sx = 0.670		
6' TO 8'	(2) 6" X 16 GAUGE	1x = 2.518	Sx = 0.839		
8' TO 10'	(2) 6" X 14 GAUGE	1x = 3.094	Sx = 1.031		
10' TO 12'	(2) 8" X 18 GAUGE	1x = 4.134	Sx = 1.033		
12' TO 14'	(2) 8" X 16 GAUGE	1x = 5.110	Sx = 1.277		
14' TO 16'	(2) 8" X 14 GAUGE	1x = 6.303	Sx = 1.576		
16' TO 18'	(2) 10" X 14 GAUGE	1x = 12.325	Sx = 2.456		
18' TO 26'	(2) 12" X 14 GAUGE	1x = 15.730	Sx = 2.334		



## 2 HEADER CONNECTION DETAIL

SCALE: 1 1/2" = 1'-0"



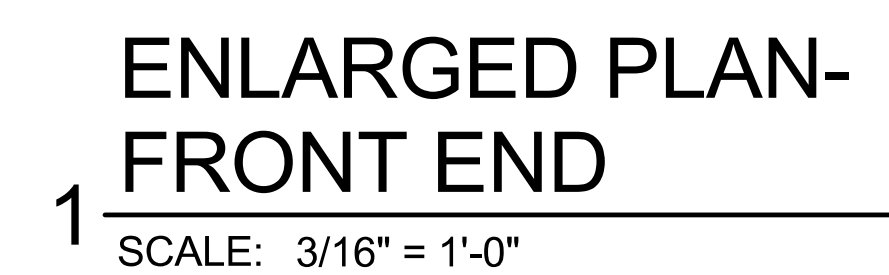
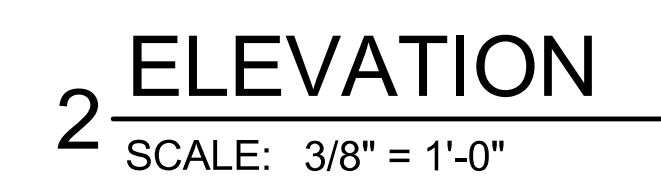
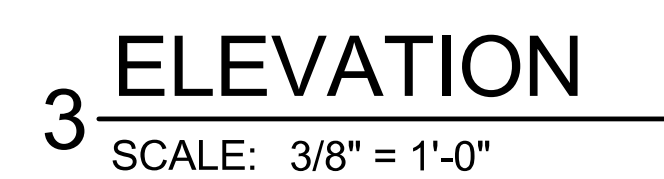
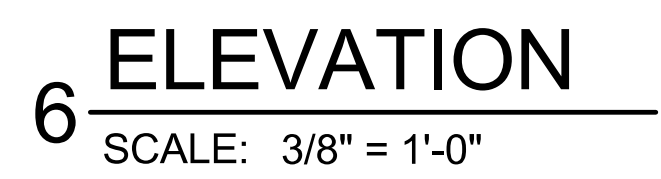
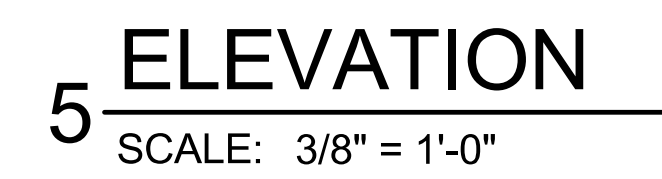
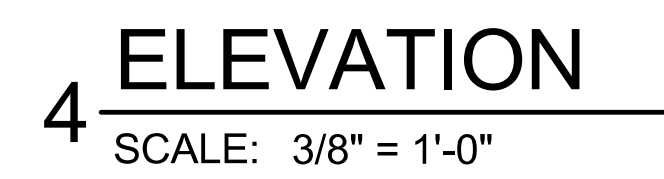
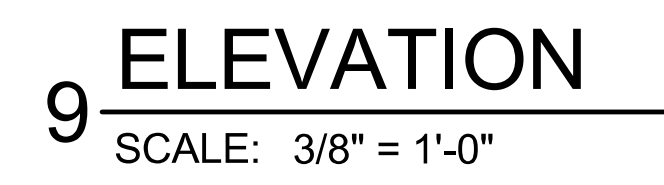
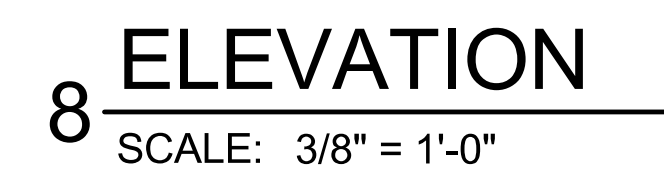
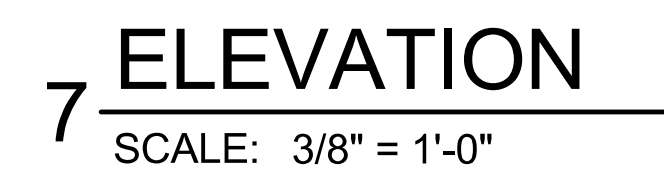
# 1 PLAN AT KNEE WALL

SCALE: 3" = 1'-0"


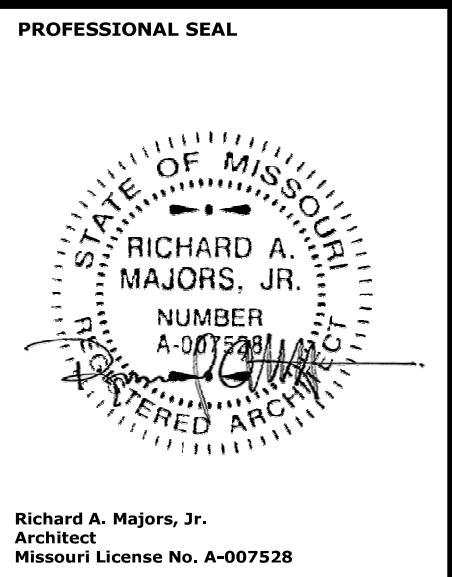








REVISION	DATE BY



## FRONT ENTRANCE ELEVATIONS

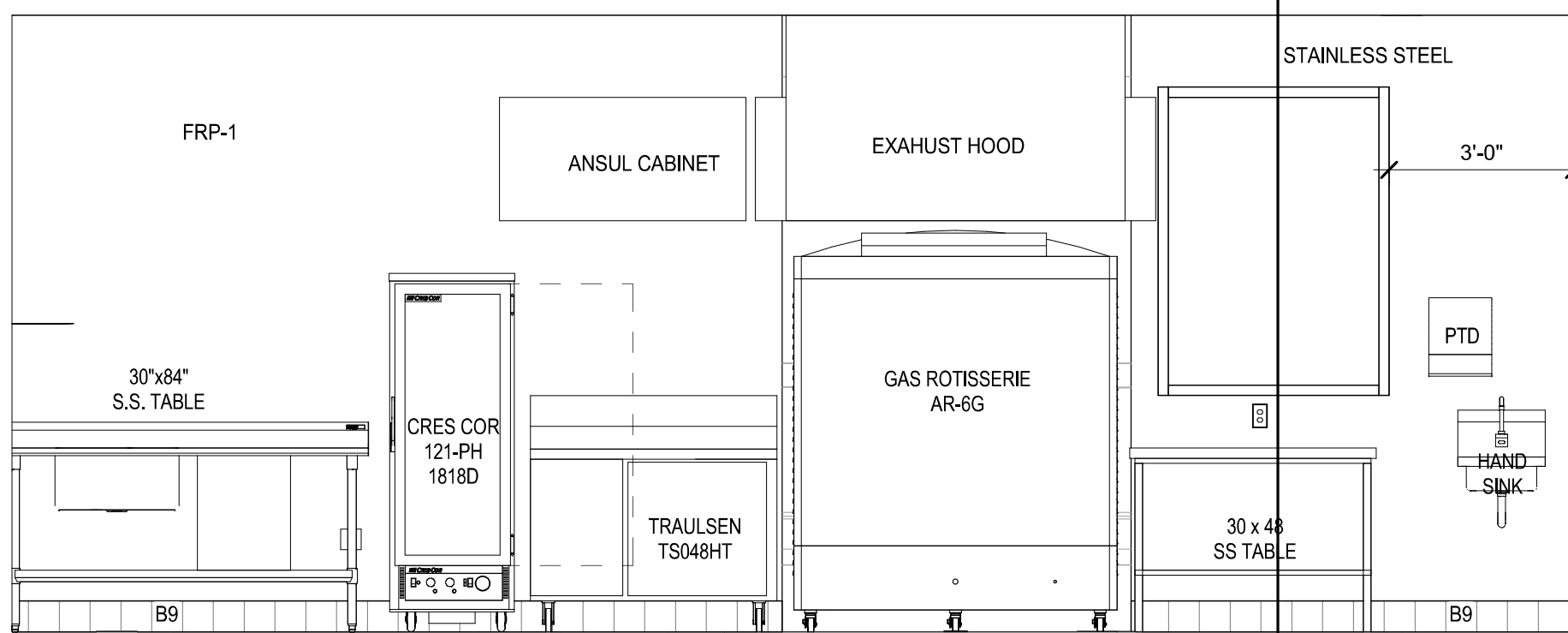
PROJECT MANAGER SB	CHECKED BY: JPS
DRAWN BY: AP	DATE: 10/20/2020
SCALE: As indicated	JOB NUMBER: 62930547

SHEET:

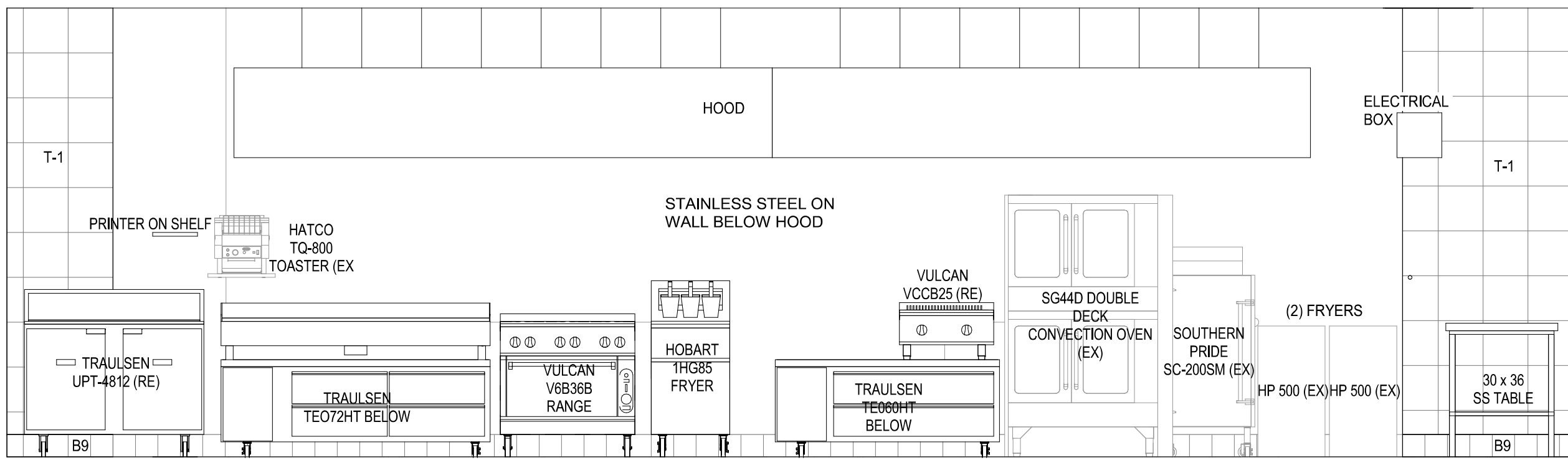
**A3.0A**



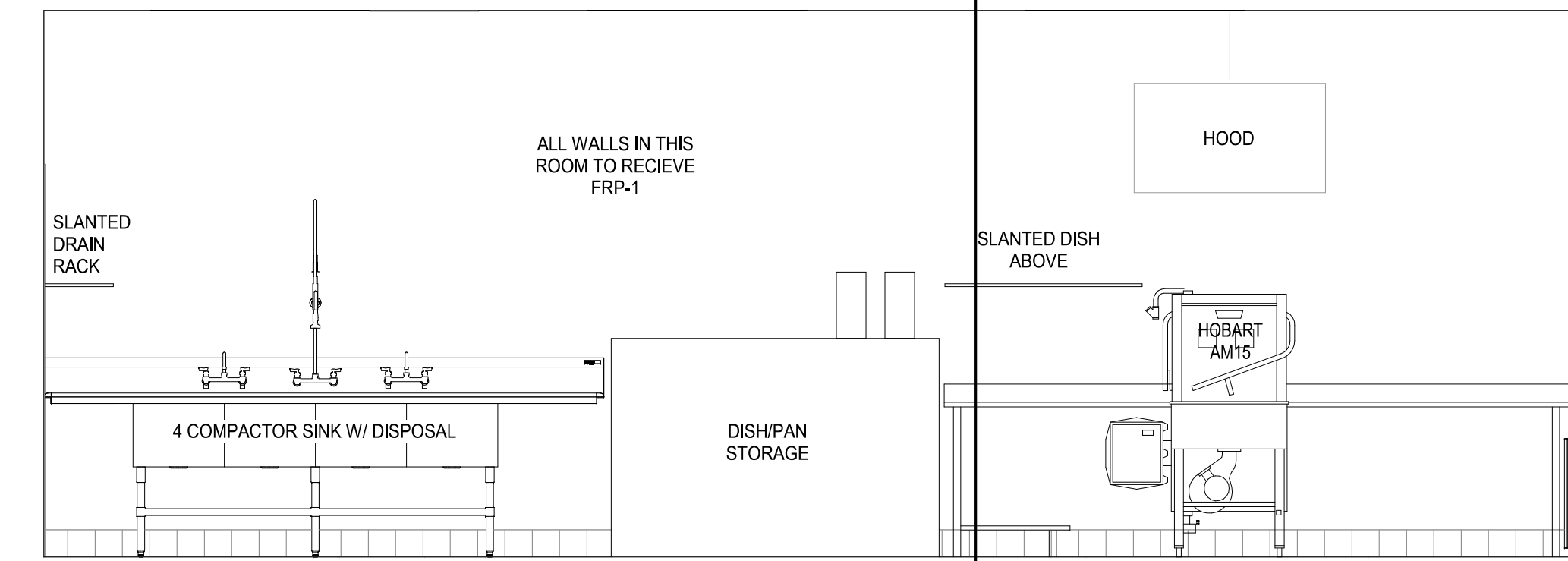
10/22/2020 10:22:12 PM



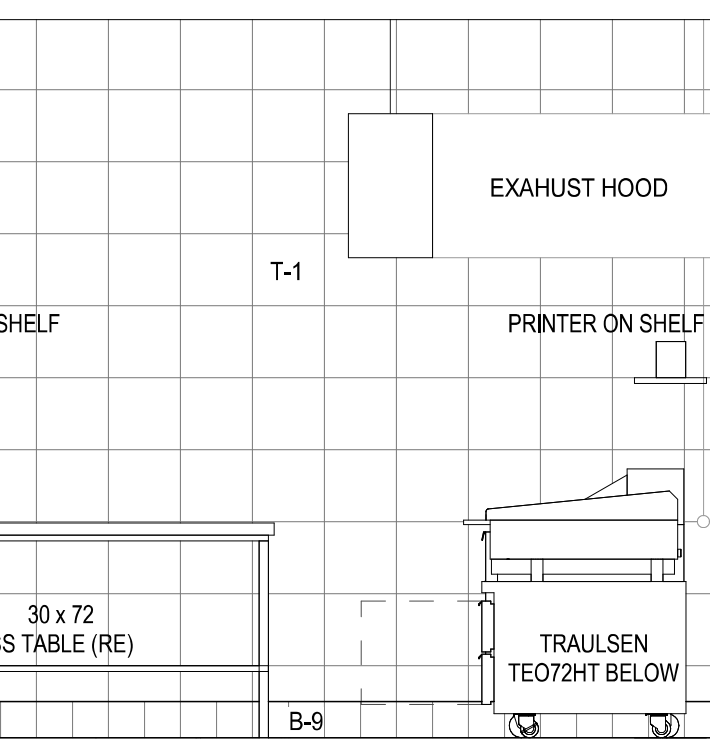
3 ELEVATION  
SCALE: 3/8" = 1'-0"



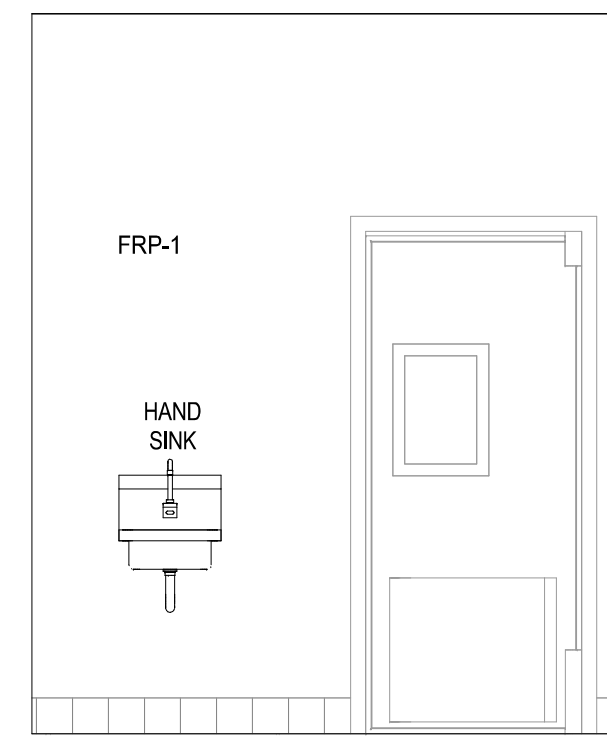
4 ELEVATION  
SCALE: 3/8" = 1'-0"



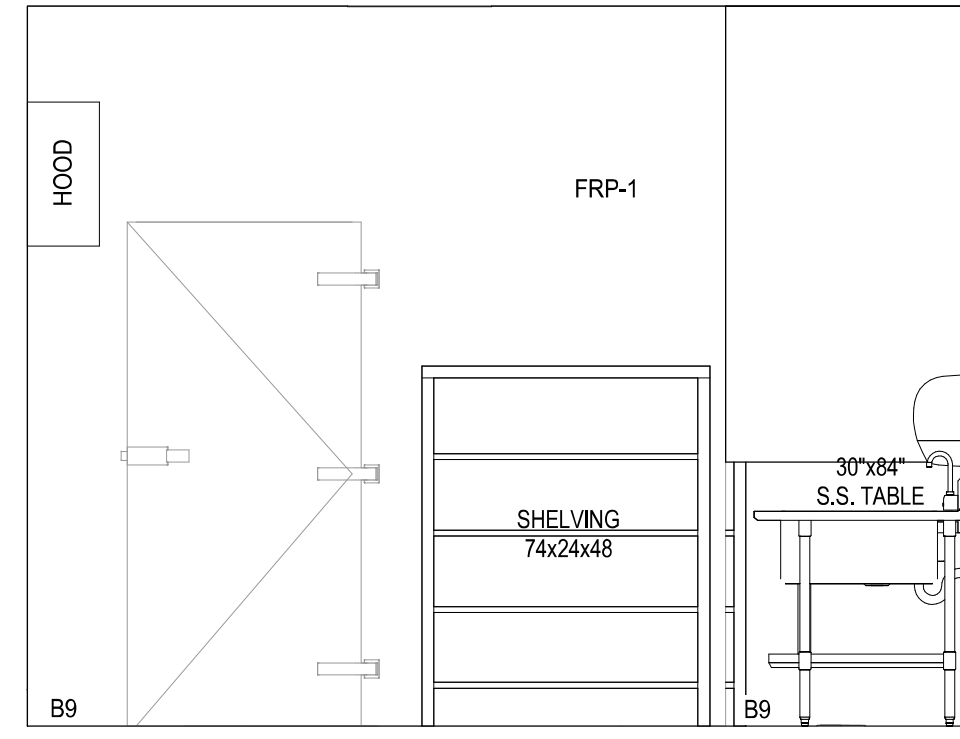
5 ELEVATION  
SCALE: 3/8" = 1'-0"



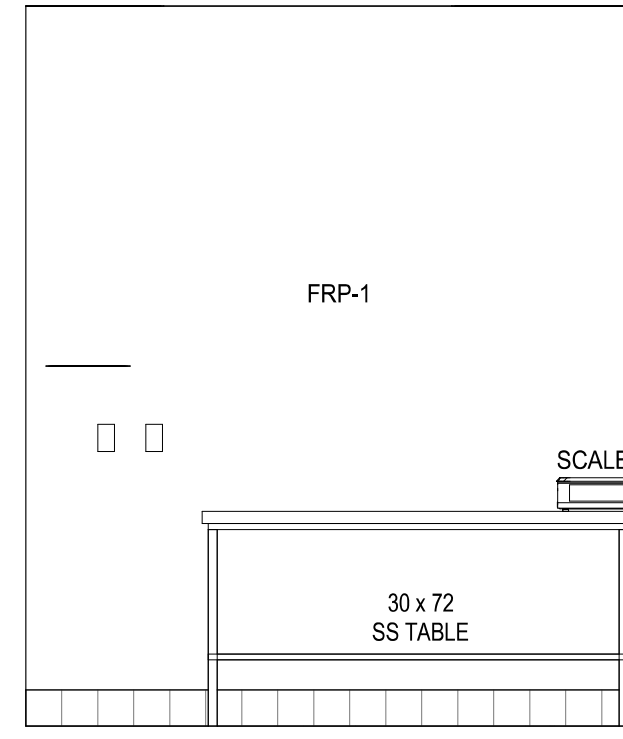
2 ELEVATION  
SCALE: 3/8" = 1'-0"



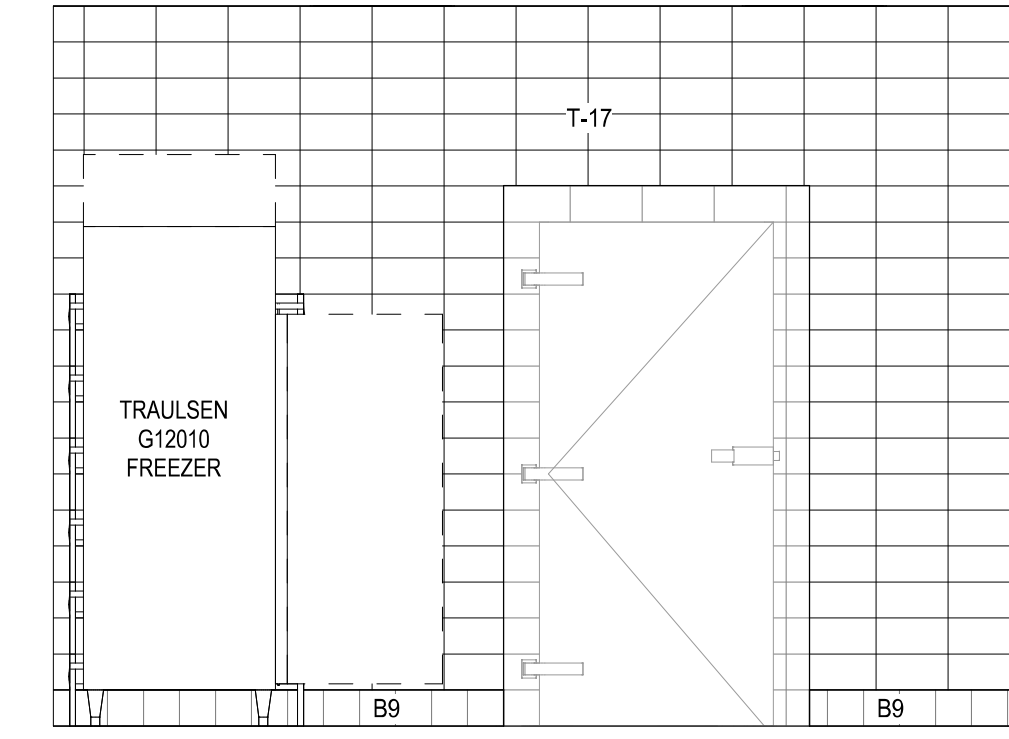
6 ELEVATION  
SCALE: 3/8" = 1'-0"



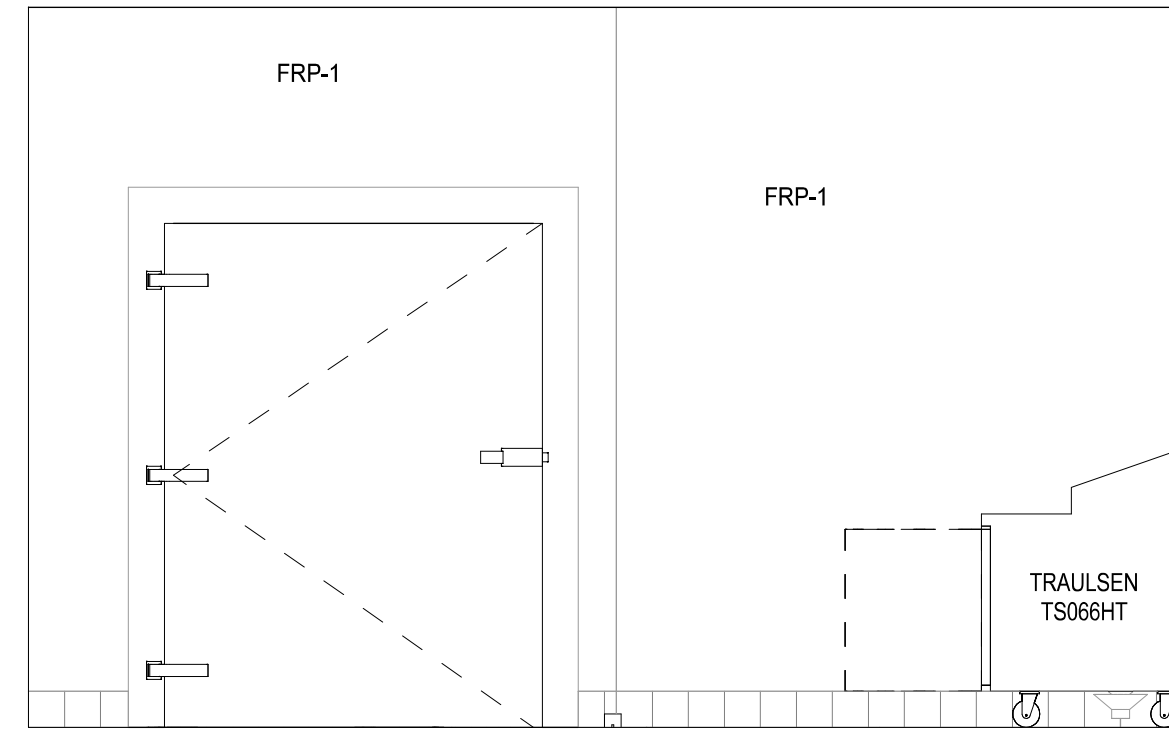
10 ELEVATION  
SCALE: 3/8" = 1'-0"



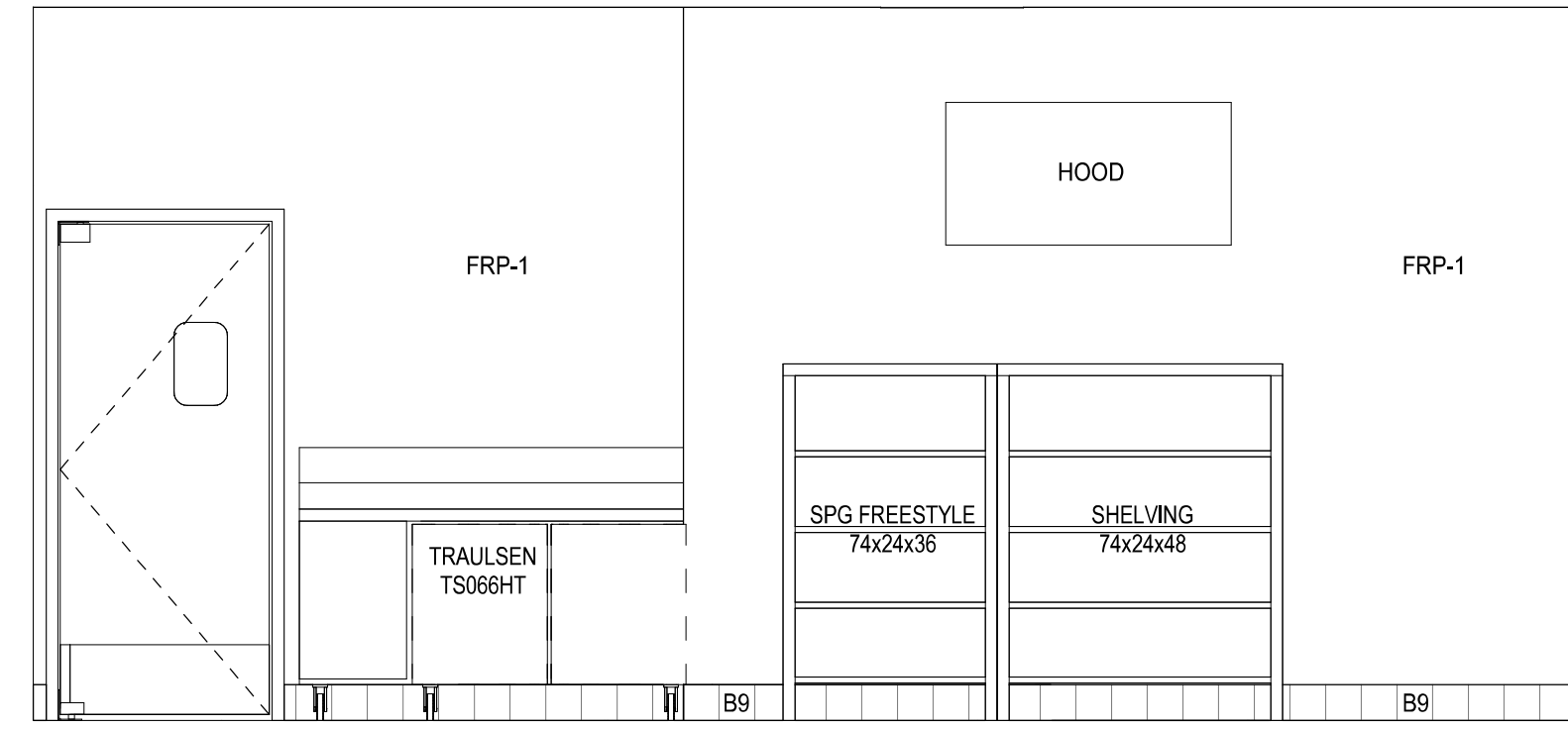
9 ELEVATION  
SCALE: 3/8" = 1'-0"



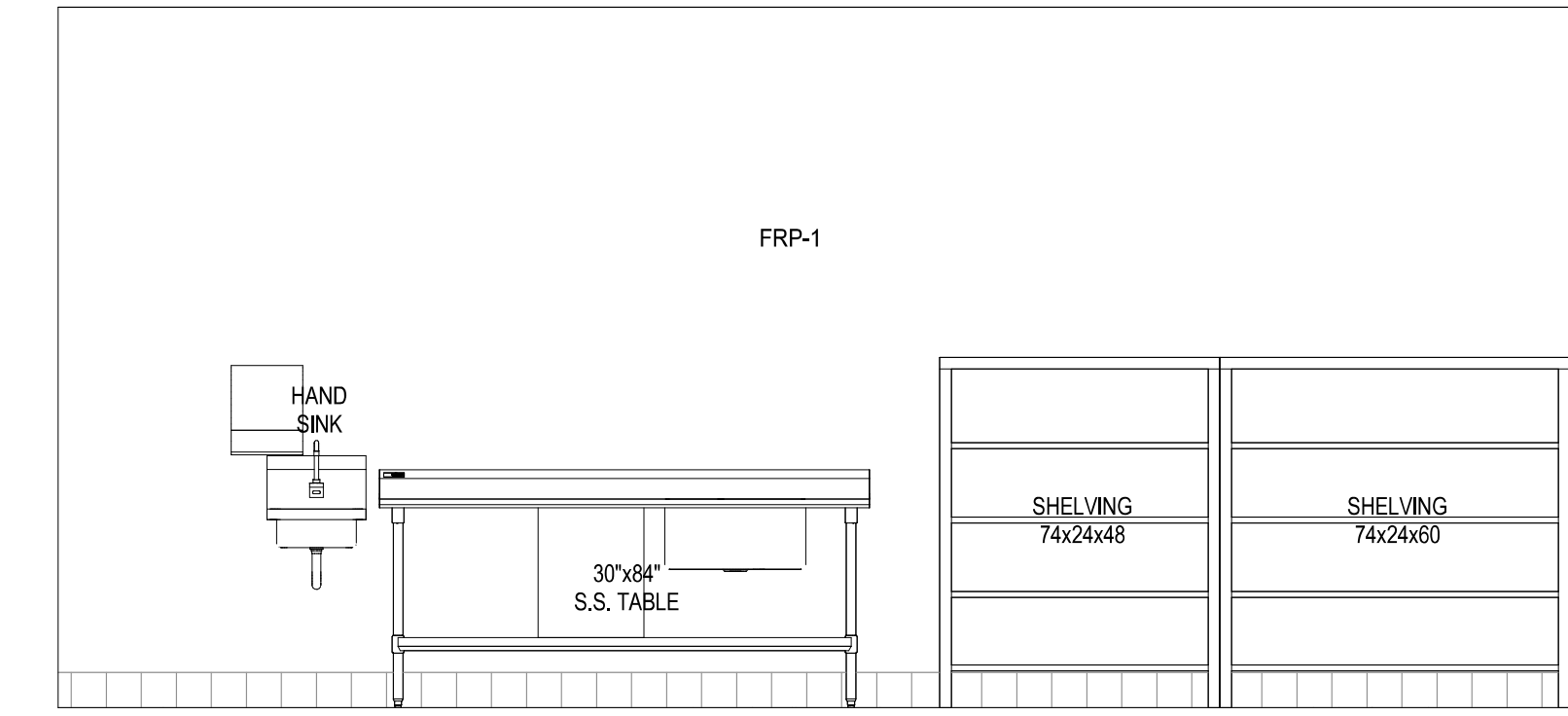
8 ELEVATION  
SCALE: 3/8" = 1'-0"



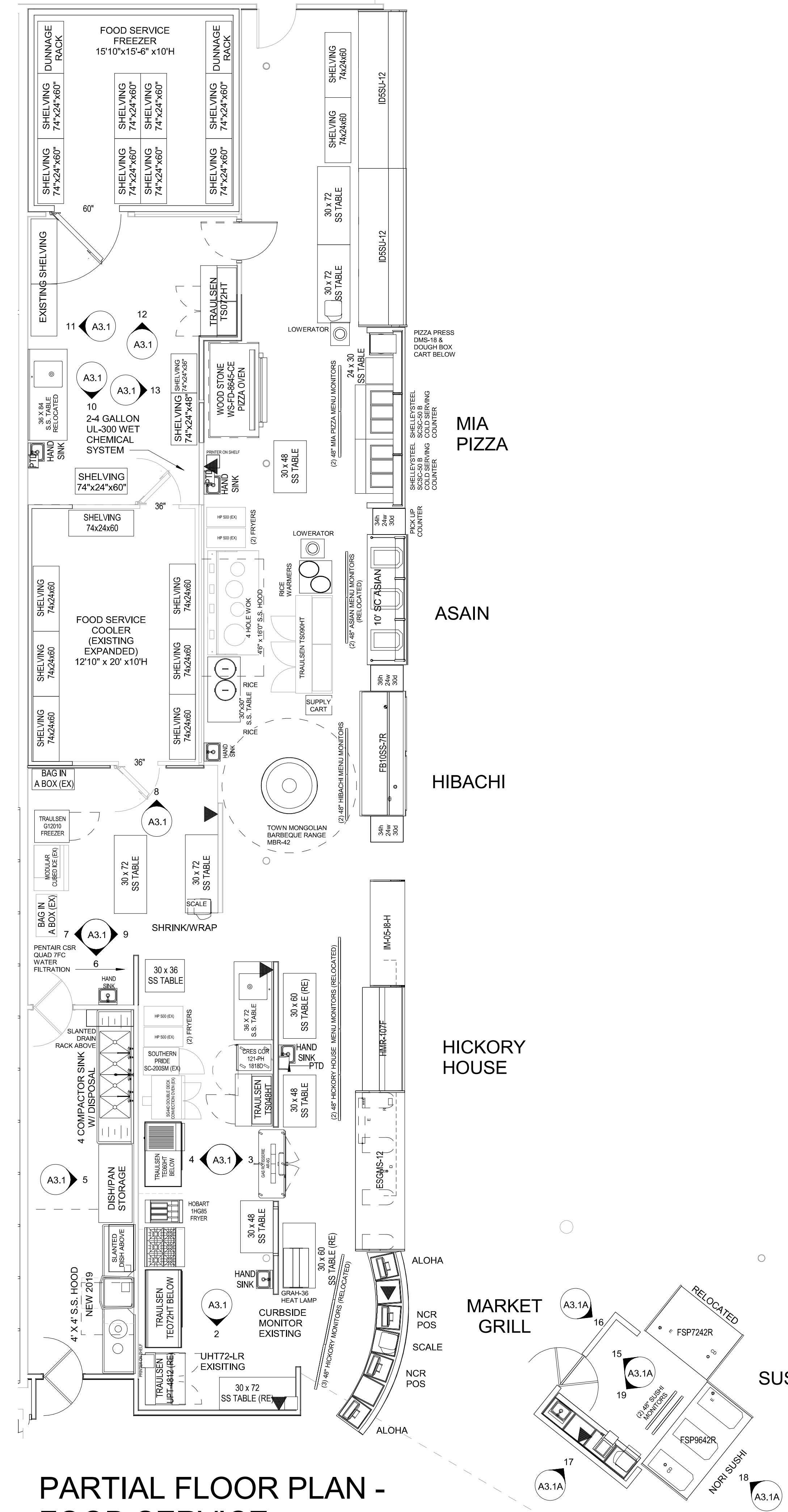
12 ELEVATION  
SCALE: 3/8" = 1'-0"



13 ELEVATION  
SCALE: 3/8" = 1'-0"



11 ELEVATION  
SCALE: 3/8" = 1'-0"



1 PARTIAL FLOOR PLAN - FOOD SERVICE  
SCALE: 3/16" = 1'-0"

### GENERAL NOTES

FOR FINISH SCHEDULE SEE SHEET A2.2.

BASE & FLOOR TILE - GRANULAR QUARTZ EPOXY - SEE FLOOR FINISH PLAN FOR COLOR DESIGNATION - BASE REFERENCE DETAIL 15/A3.1


ALL MILLWORK IN FOOD SERVICE AREAS TO HAVE ALL SURFACES FINISHED- NO EXPOSED EDGES OR UNDER SIDES

REVISION

DATE BY

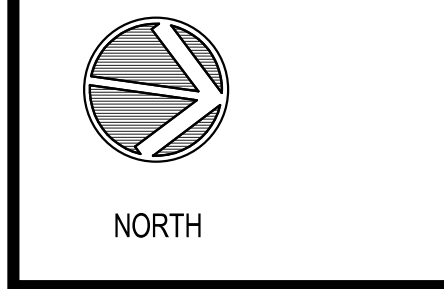


Architect of Record:  
BRR Architecture, Inc.  
Kansas City  
Overland Park, KS 66204  
Tel: 913-262-9095  
Fax: 913-262-9044



LOCATION  
LEE'S SUMMIT, MO #2

HY-VEE, INC.  
5820 WESTTOWN PARKWAY  
WEST DES MOINES, IOWA 50386  
TEL: (515) 267-2800  
FAX: (515) 267-2335



ENLARGED PLAN & ELEVATIONS - FOOD SERVICE

PROJECT MANAGER: SB  
DRAWN BY: AP  
SCALE: As indicated  
CHECKED BY: JPS  
DATE: 10/20/2020  
JOB NUMBER: 62930547  
SHEET:

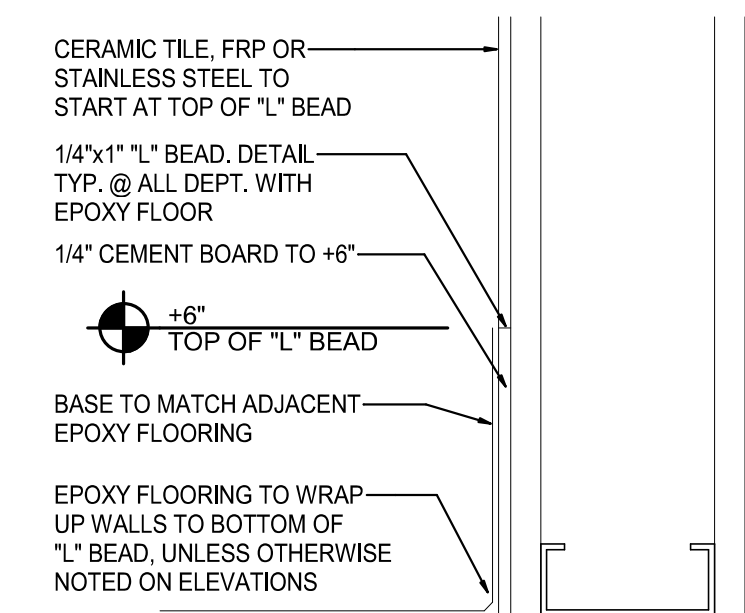
A3.1



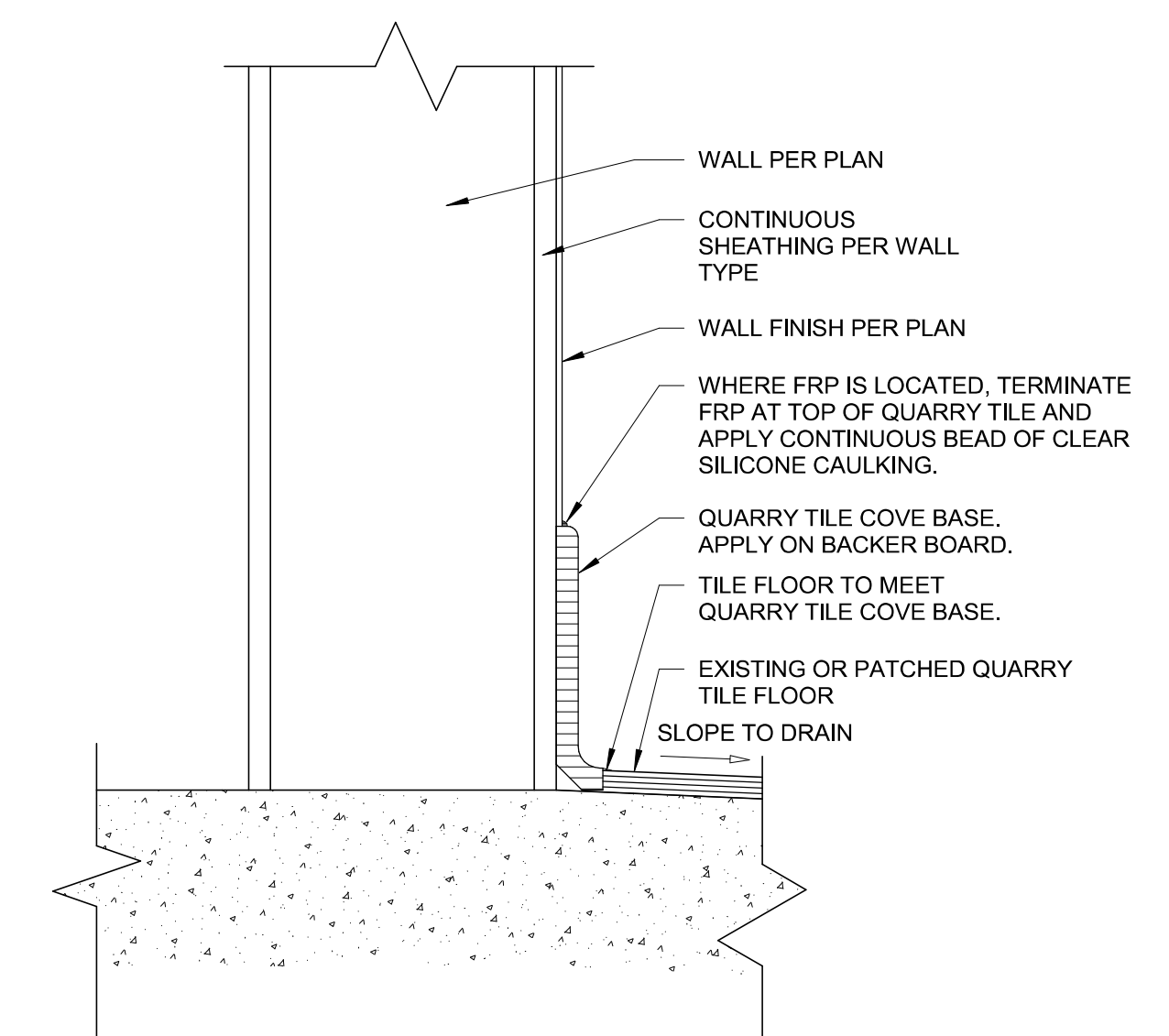
FOR FINISH SCHEDULE SEE SHEET A2.2.

BASE & FLOOR TILE - GRANULAR QUARTZ  
EPOXY - SEE FLOOR FINISH PLAN FOR  
COLOR DESIGNATION - BASE REFERENCE  
DETAIL 19/A3.1

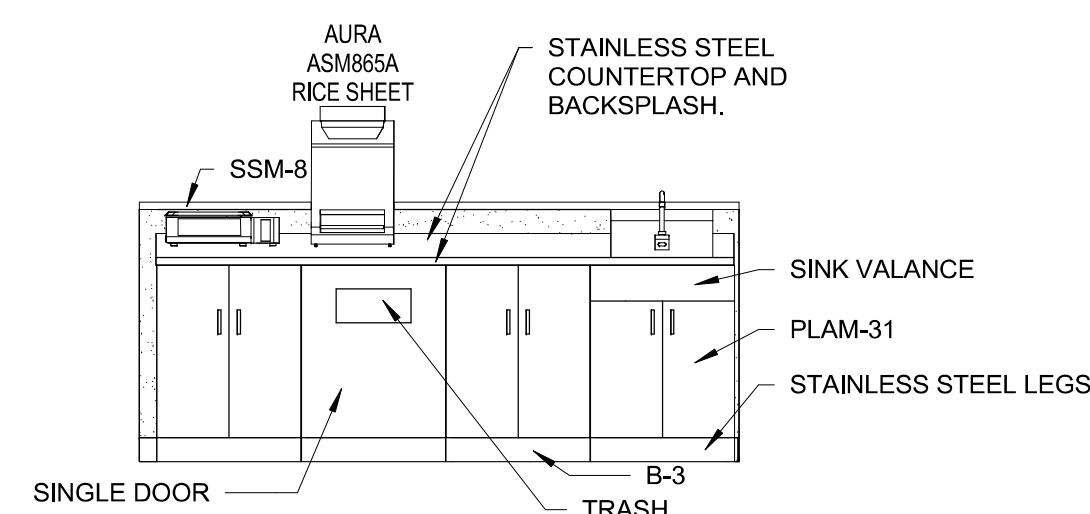
ALL MILLWORK IN FOOD SERVICE AREAS  
TO HAVE ALL SURFACES FINISHED-  
NO EXPOSED EDGES OR UNDER SIDES



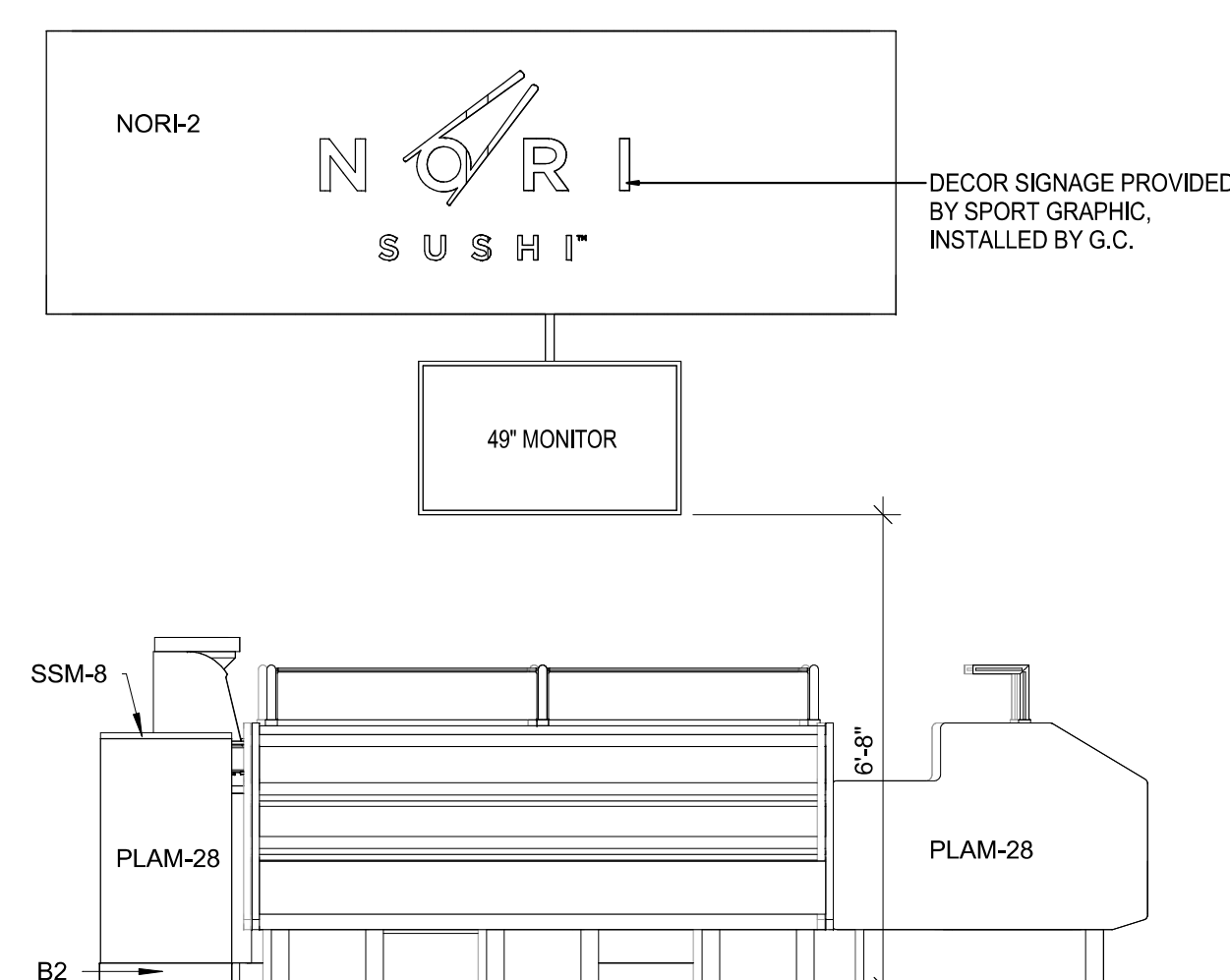
21 EPOXY BASE DETAIL  
SCALE: 3" = 1'-0"



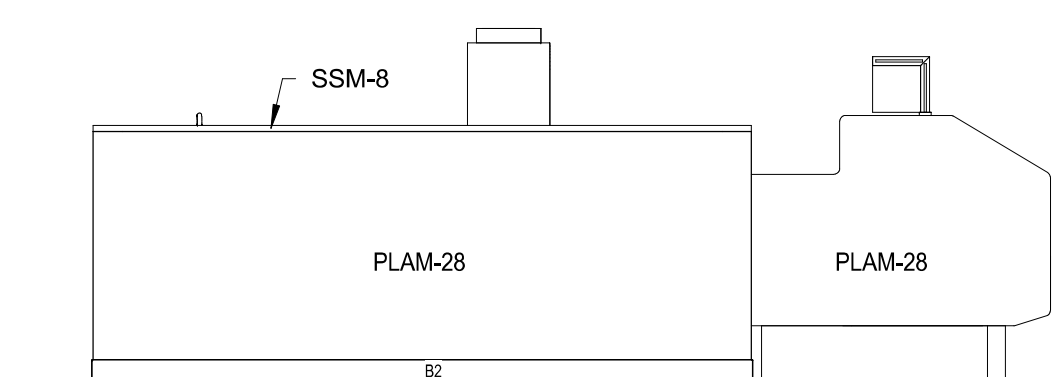
20 QUARRY TILE BASE DETAIL  
SCALE: 3" = 1'-0"



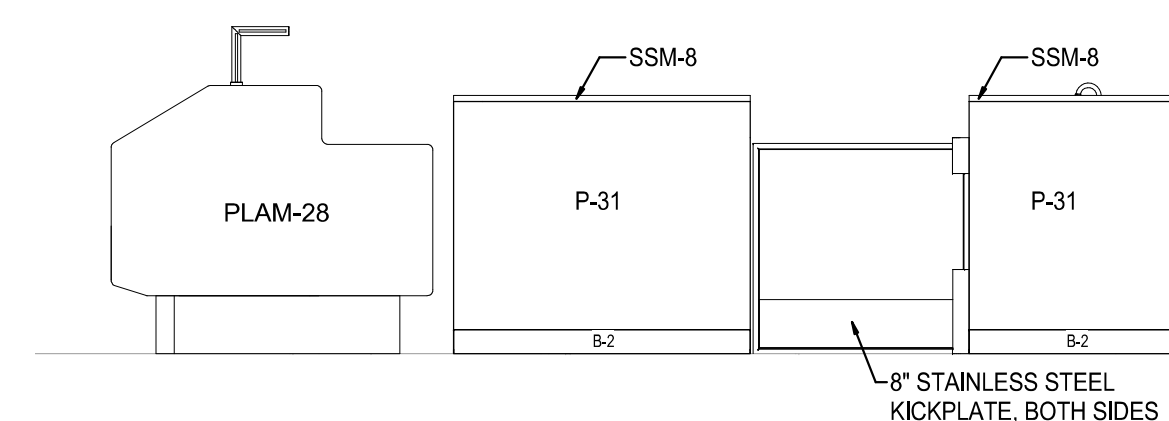
19 **ELEVATION**  
SCALE: 3/8" = 1'-0"



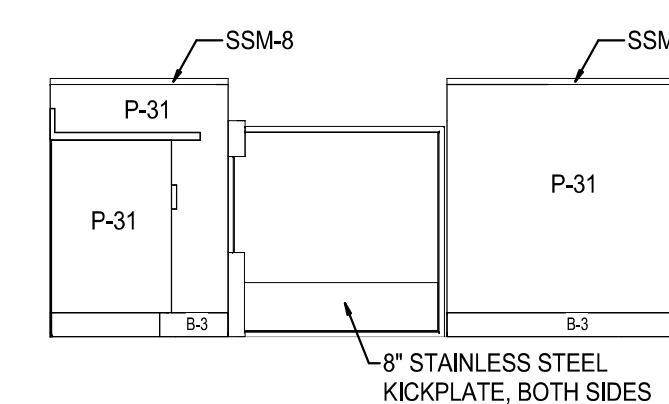
18 ELEVATION  
SCALE: 3/8" = 1'-0"



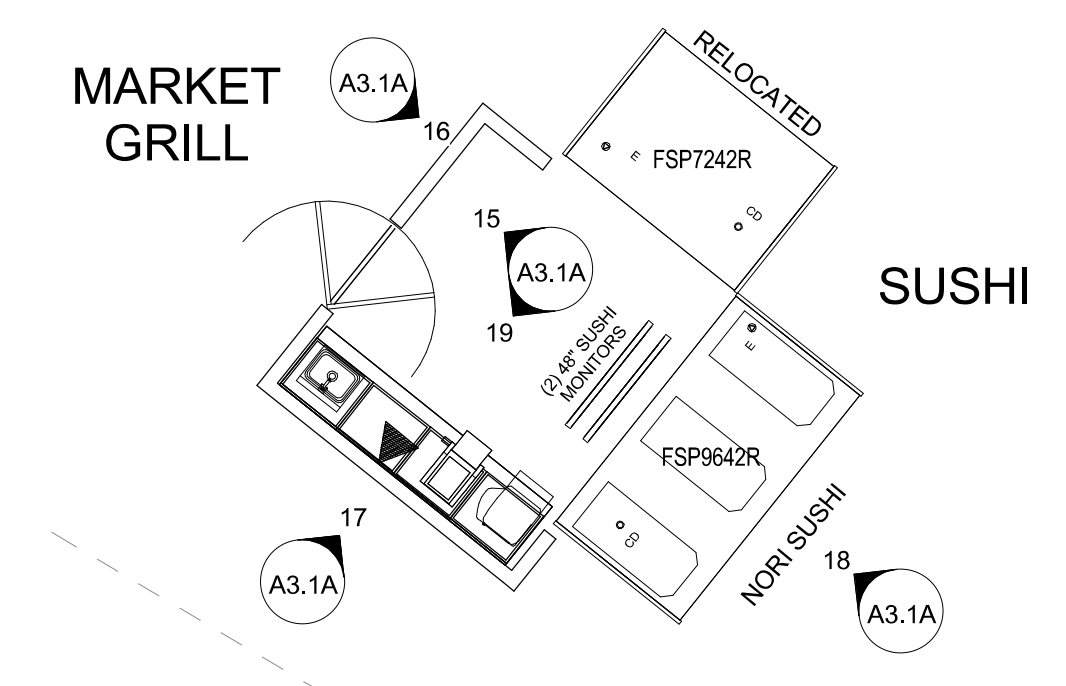
17 **ELEVATION**  
SCALE: 3/8" = 1'-0"



16 **ELEVATION**  
SCALE: 3/8" = 1'-0"




15 **ELEVATION**  
SCALE: 3/8" = 1'-0"



14 PARTIAL FLOOR PLAN -  
FOOD SERVICE

REVISION	DATE BY




**Architect of Record:**  
**GR Architecture, Inc**

Ann Arbor, MI • 8131 Metcalf Avenue  
Baltimore, MD • Suite 300  
Boston, MA • Overland Park, KS 66204  
Chicago, IL  
Dallas, TX  
Denver, CO  
Detroit, MI  
Houston, TX  
Los Angeles, CA  
Miami, FL  
Minneapolis, MN  
New York, NY  
Philadelphia, PA  
Portland, ME  
San Francisco, CA  
Seattle, WA  
Tampa, FL  
Washington, DC  
Wichita, KS

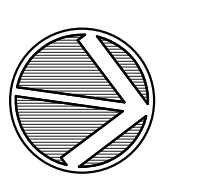
**Tel: 913-262-9095**  
**Fax: 913-262-9044**

PROFESSIONAL SEAL



Richard A. Majors, Jr.  
Architect  
Missouri License No. A-007528

LOCATION  
LEE'S SUMMIT, MO #2



NORTH

ENLARGED PLAN  
& ELEVATIONS -  
FOOD SERVICE

PROJECT MANAGER SB	CHECKED BY: JPS
DRAWN BY: AP	DATE: 10/20/2020
SCALE: As indicated	JOB NUMBER: 62930547

# A3.1A



11/12/2020 11:37:27 AM

## GENERAL NOTES

### GENERAL NOTES:

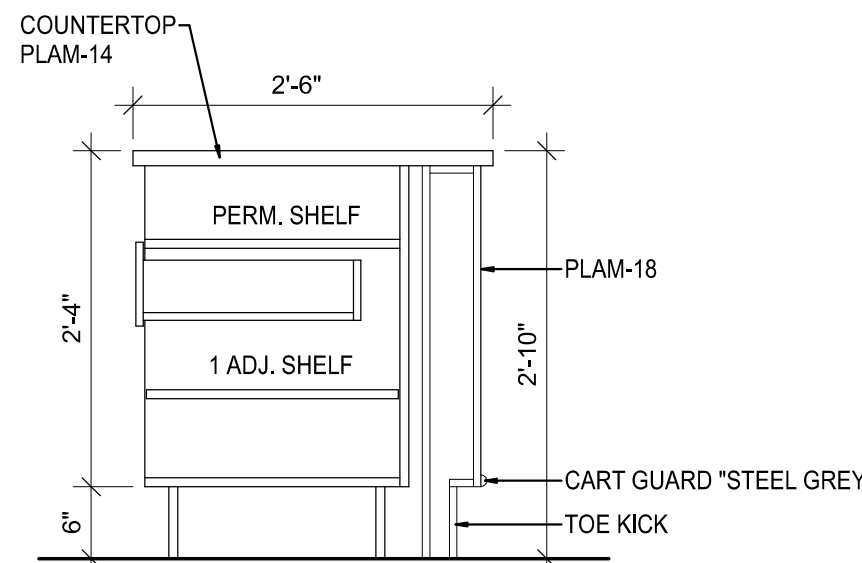
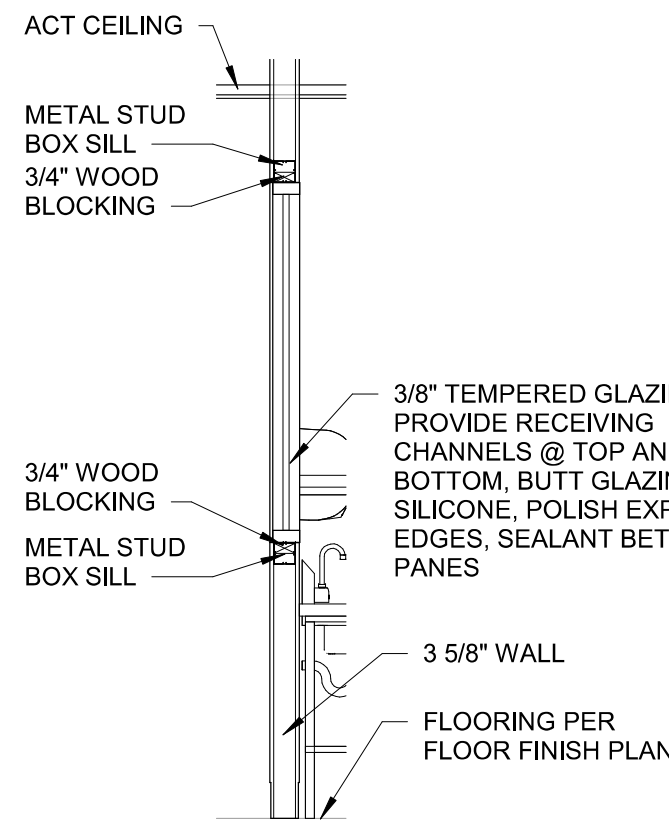
FOR FINISH SCHEDULE SEE SHEET A2.2.

FOR 12x12 TILED WALLS:  
DO NOT CUT VERTICAL TILE EXCEPT AT THE FIRST COURSE. THE INTENT IS FOR THE WALL HEIGHT TO ACCOMMODATE FULL TILES ABOVE THE BASE.

BASE & FLOOR TILE - GRANULAR QUARTZ EPOXY - SEE FLOOR FINISH PLAN FOR COLOR DESIGNATION - BASE REFERENCE DETAIL 19A3.1

\*\*\*NOTE: SCHLUTER-RODECO SATIN ANODIZED ALUMINUM R30A STRIP ON ALL OUTSIDE CORNERS WITH CERAMIC TILE.

ALL MILLWORK IN FOOD SERVICE AREAS TO HAVE ALL SURFACES FINISHED- NO EXPOSED EDGES OR UNDER SIDES



## 7 SECTION @ FOOD SERVICE WINDOW

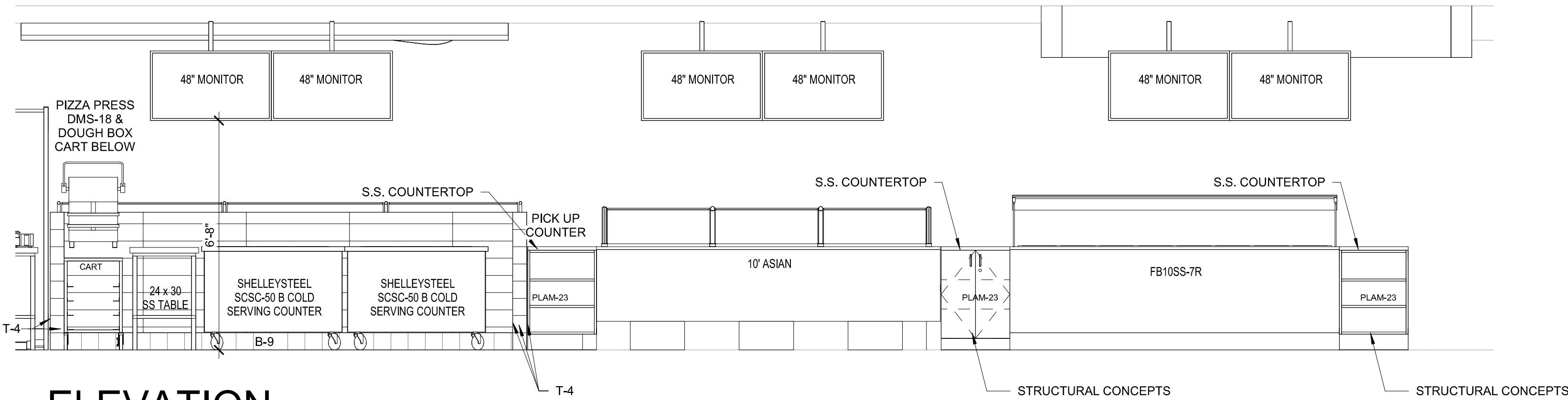
SCALE: 3/8" = 1'-0"

## 8 SECTION @ PAY STATION

SCALE: 3/4" = 1'-0"

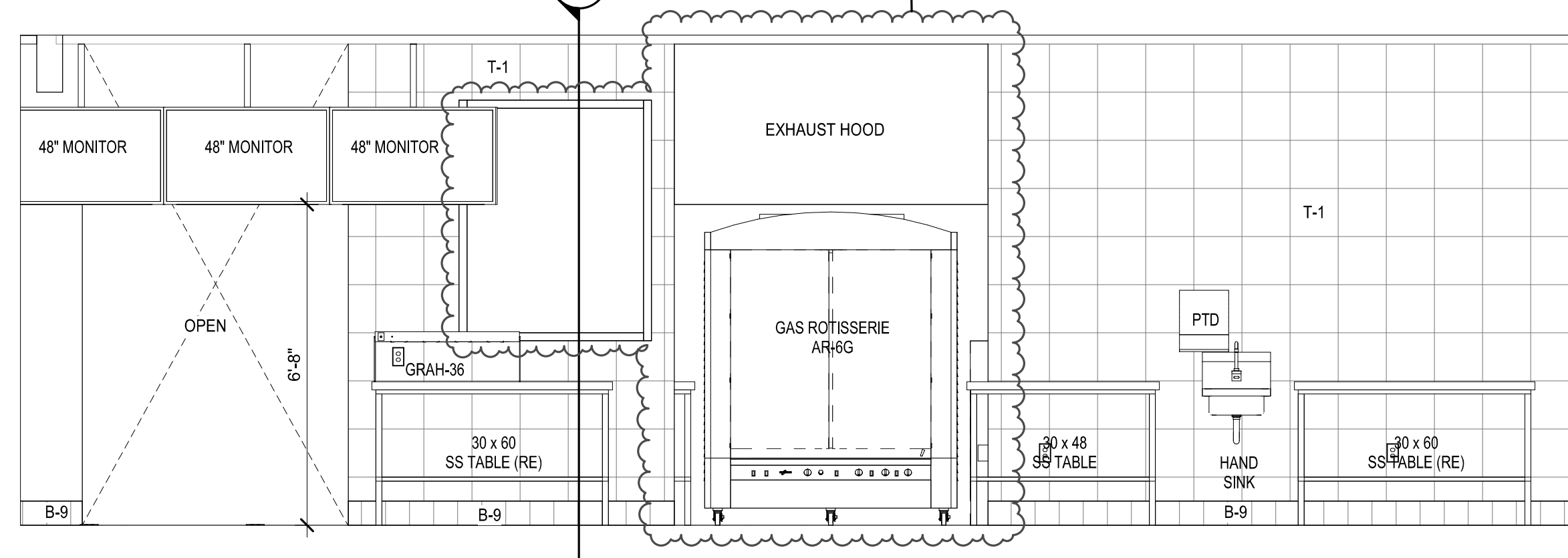
## 6 ELEVATION

SCALE: 3/8" = 1'-0"



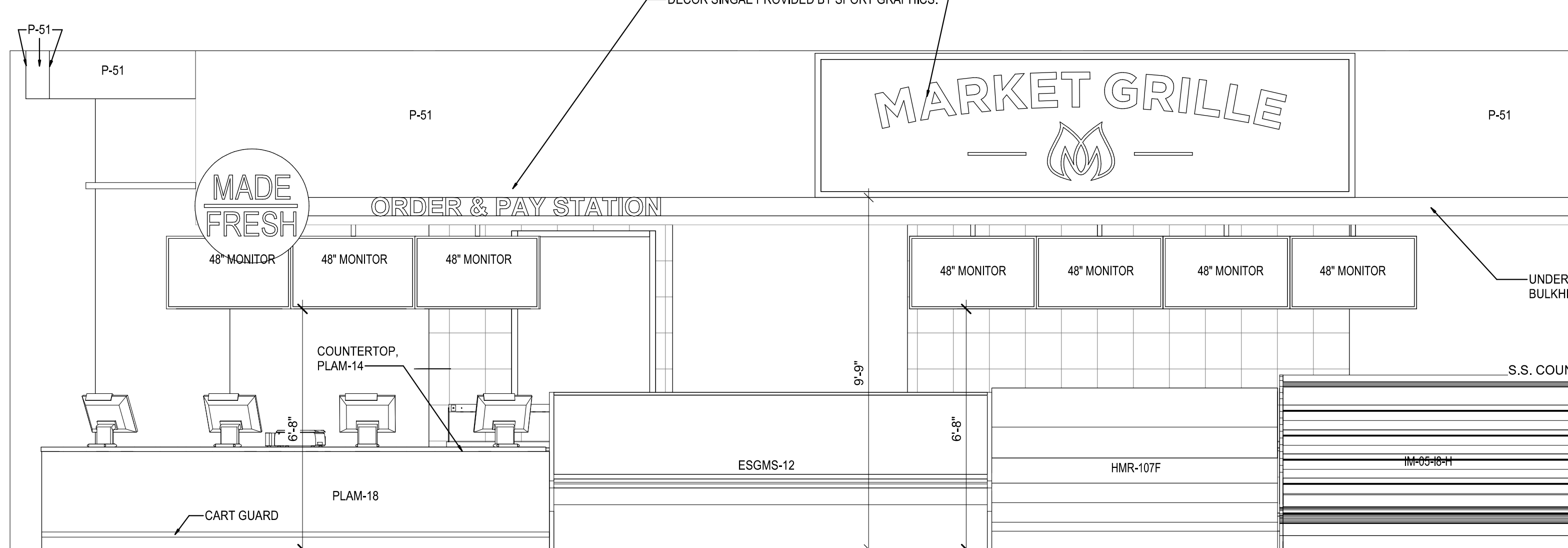
## 5 ELEVATION

SCALE: 3/8" = 1'-0"



## 4 ELEVATION

SCALE: 3/8" = 1'-0"

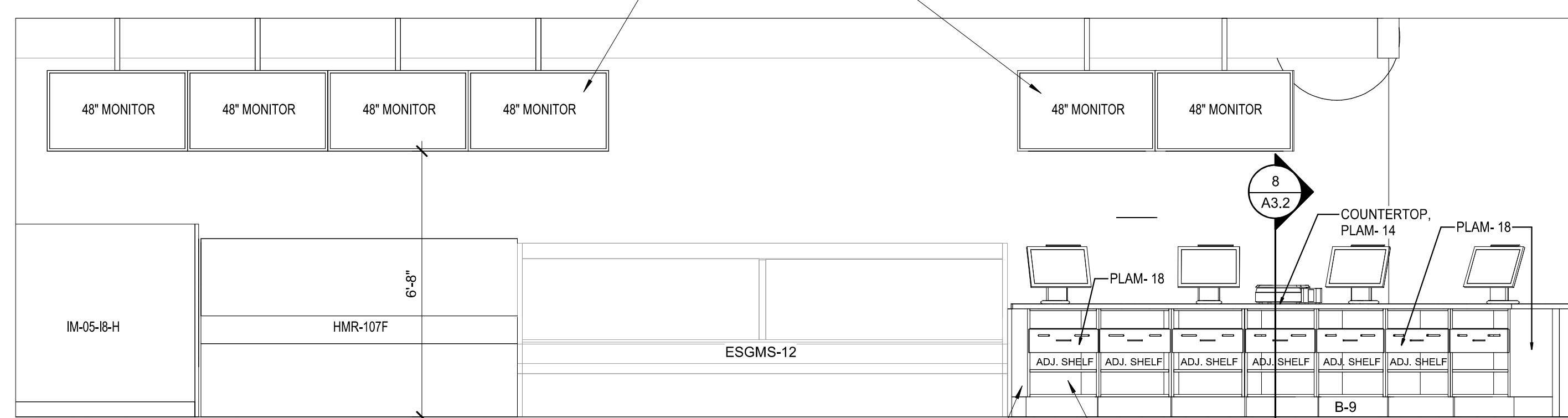


## 2 ELEVATION

SCALE: 3/8" = 1'-0"

## 3 ELEVATION

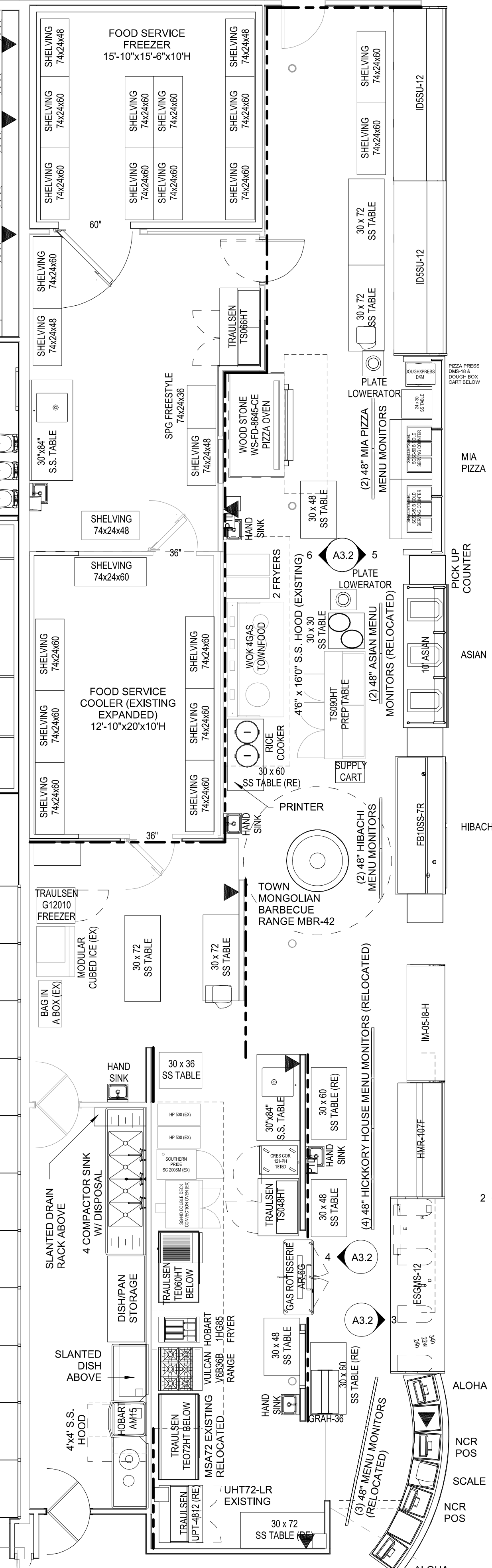
SCALE: 3/8" = 1'-0"



## PARTIAL FLOOR PLAN - FRESH DEPARTMENT

SCALE: 3/16" = 1'-0"

1 DENOTES WALLS THAT ARE TO RECEIVE CERAMIC WALL TILE



REVISION	DATE BY
1	ASI #1 11/12/20

**brr**

Architect of Record:  
BRR Architecture, Inc.  
Kansas City 8131 Metcalf Avenue  
Phoenix Suite 300  
San Francisco Overland Park, KS 66204  
Philadelphia  
Atlanta Tel: 913-262-9995  
Los Angeles  
Chicago Fax: 913-262-9044

PROFESSIONAL SEAL

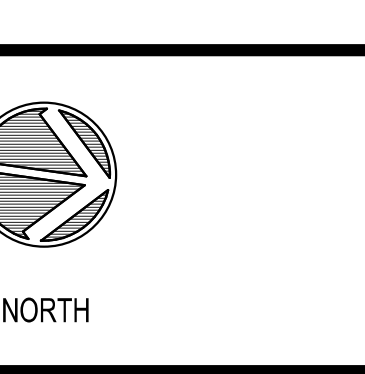
STATE OF MISSOURI  
RICHARD A. MAJORS, JR.  
NUMBER A-077391  
EXPIRATION 12/31/2022  
REGISTERED ARCHITECT

Richard A. Majors, Jr.  
Architect 11/13/20  
Missouri License No. A-0071328

LOCATION  
LEE'S SUMMIT, MO #2

HY-VEE INC.  
5820 WESTOWN PARKWAY  
WEST DES MOINES, IOWA 50266  
TEL: (515) 281-2800  
FAX: (515) 267-2335

**Hy-Vee**  
EMPLOYEE OWNED



ENLARGED PLAN & ELEV - HICKORY HOUSE, ASIAN, HIBACHI, ITALIAN

PROJECT MANAGER	CHECKED BY
SB	JPS
DRAWN BY:	DATE
AD	10/20/2020
SCALE:	JOB NUMBER
As indicated	62930547

SHEET: A3.2



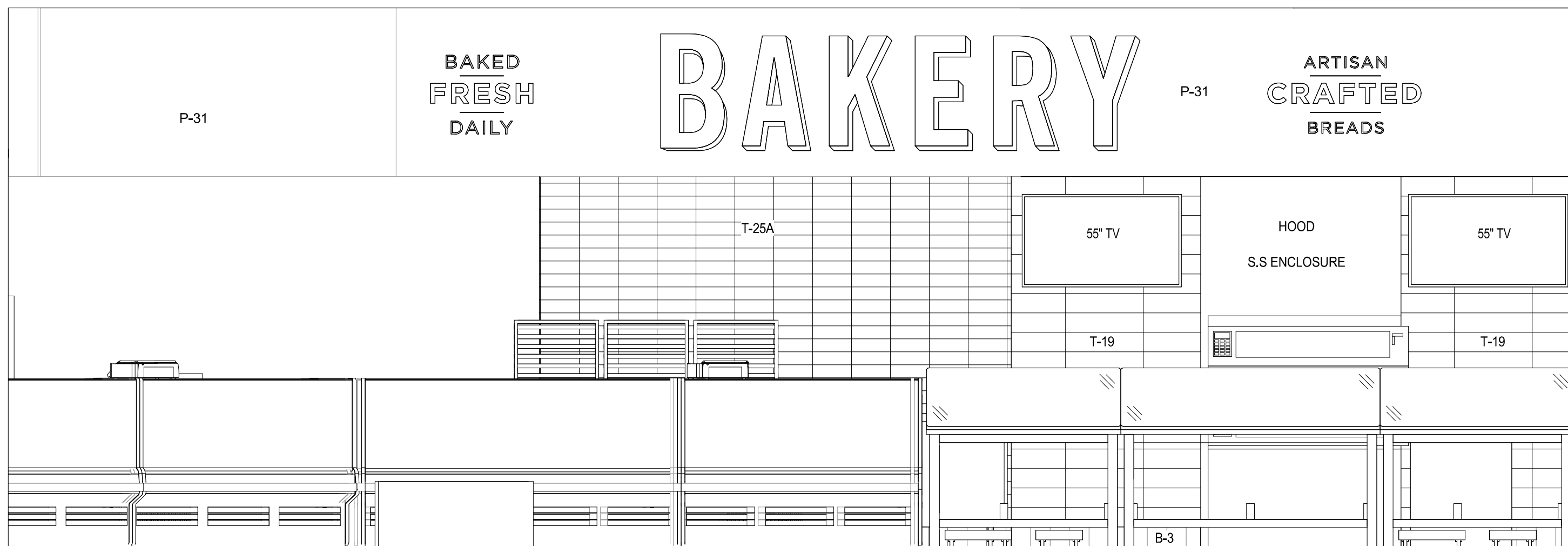
10/22/2020 10:22:27 PM

## GENERAL NOTES

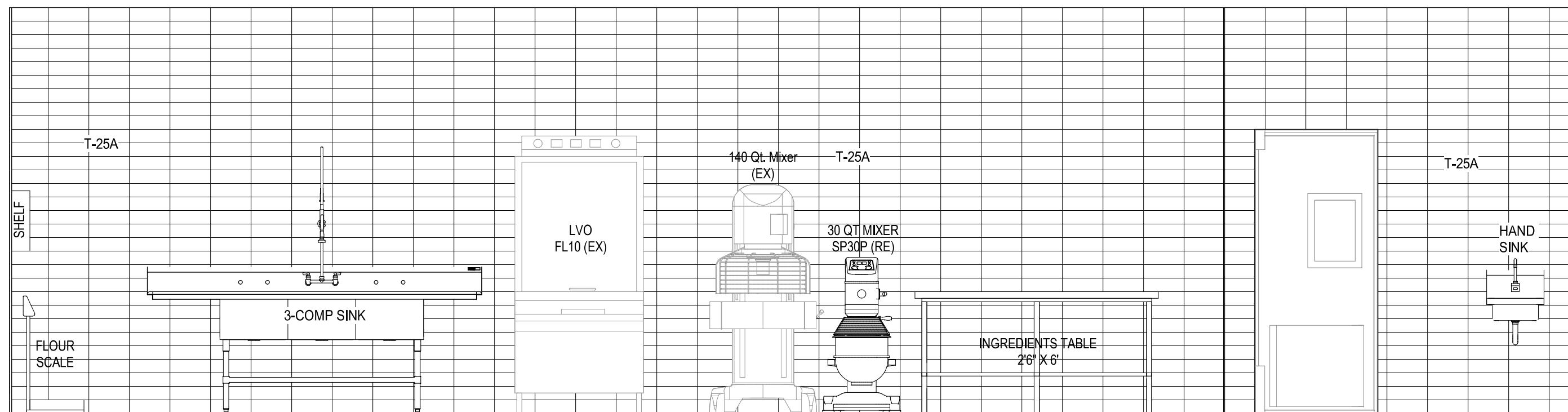
FOR FINISH SCHEDULE SEE SHEET A2.2.  
MILLWORK CABINETS FURNISHED BY HY-VEE

\*\*\*NOTE: INSTALL SCHLUTER-RONDEC SATIN  
ANODIZED ALUMINUM RO 80A  
STRIP ON ALL OUTSIDE CORNERS WITH  
CERAMIC TILE

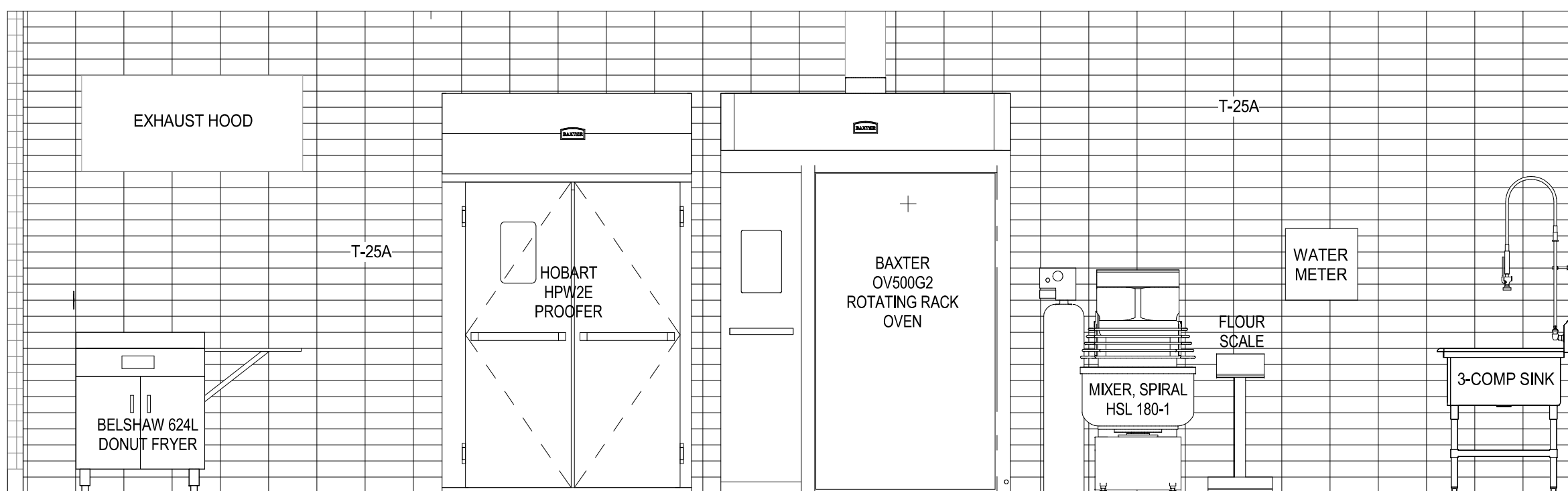
ALL MILLWORK IN FOOD SERVICE AREAS  
TO HAVE ALL SURFACES FINISHED-  
NO EXPOSED EDGES OR UNDER SIDES




9 ELEVATION  
SCALE: 3/8" = 1'-0"



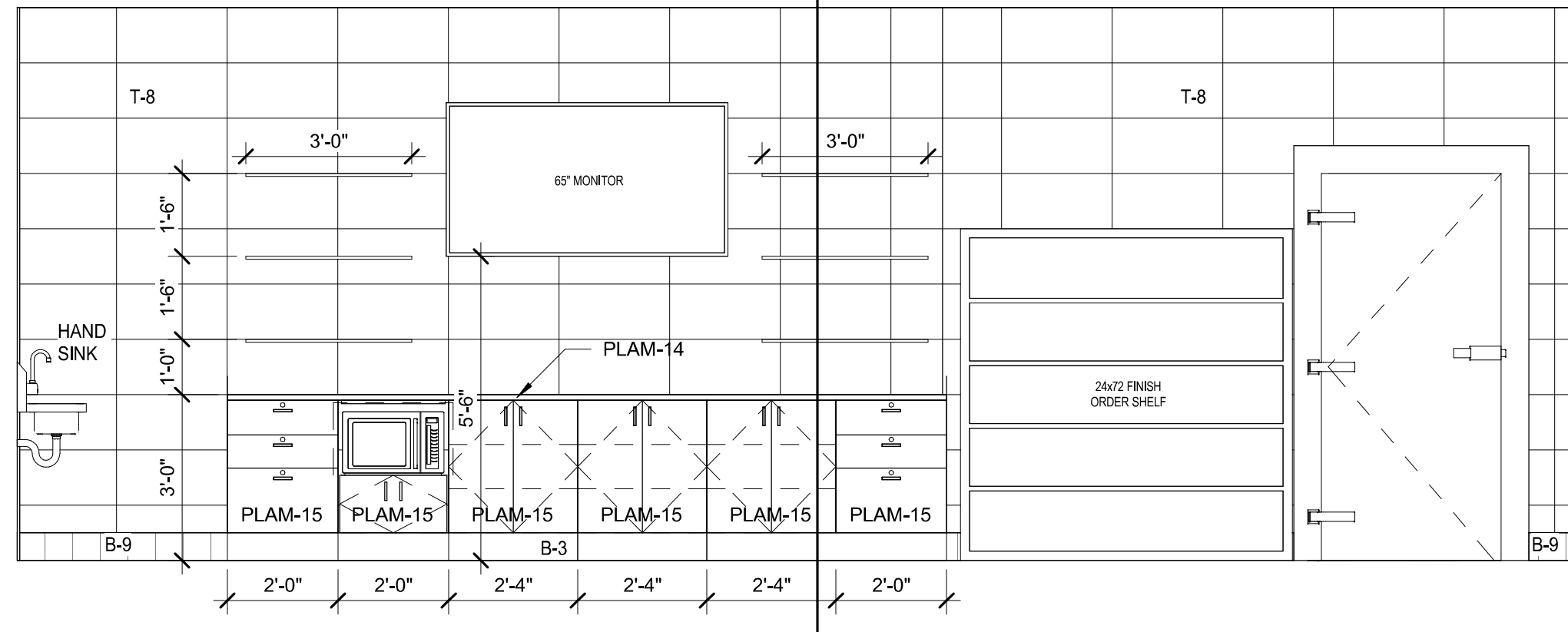
6 ELEVATION  
SCALE: 3/8" = 1'-0"



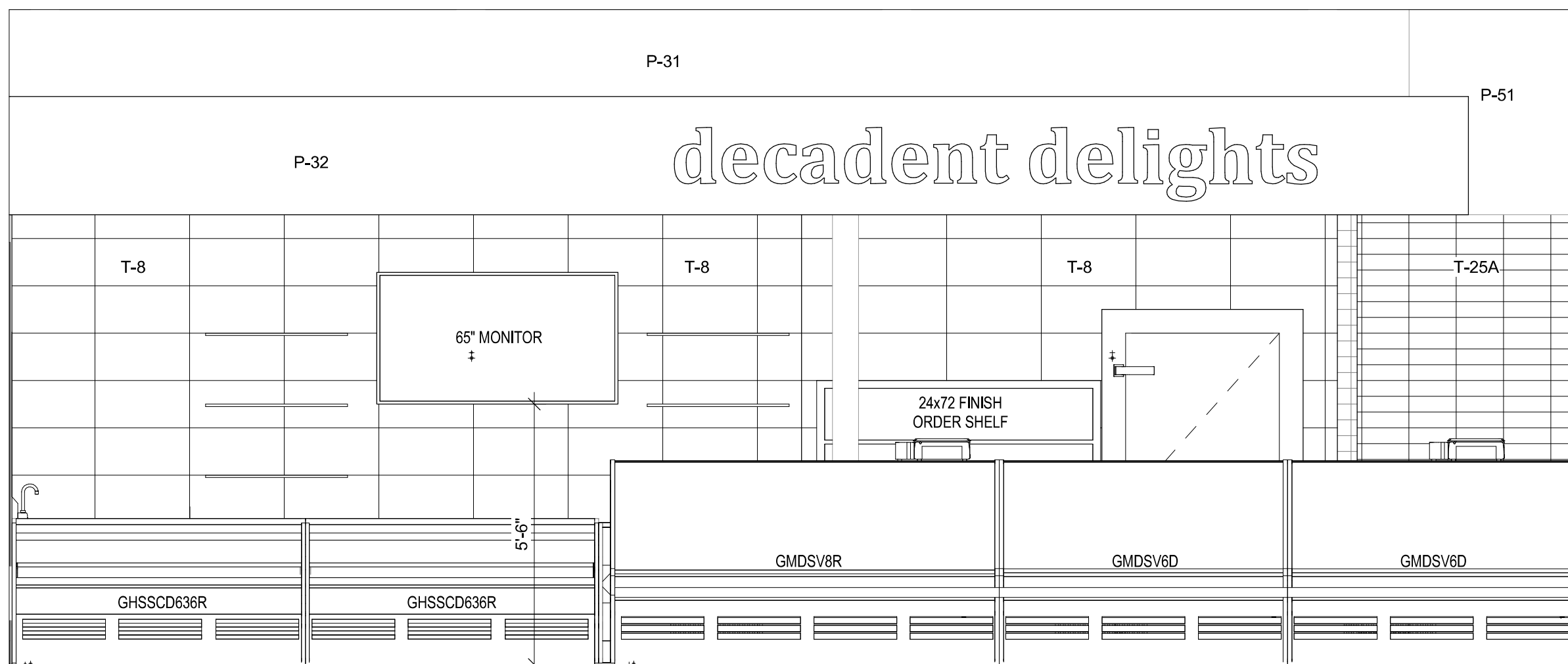
5 ELEVATION  
SCALE: 3/8" = 1'-0"



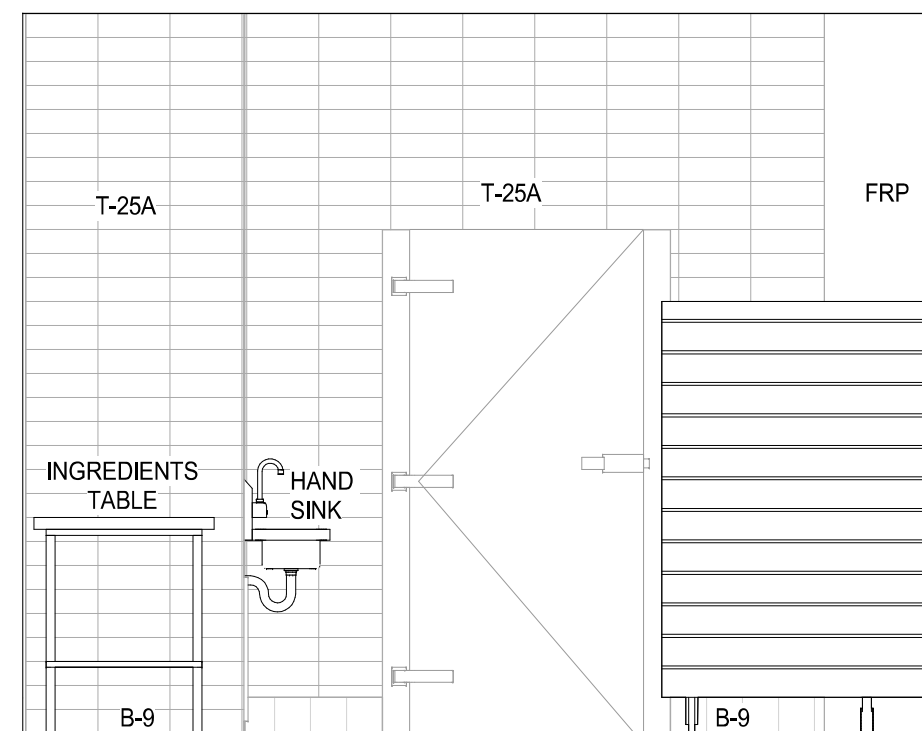
4 ELEVATION  
SCALE: 3/8" = 1'-0"



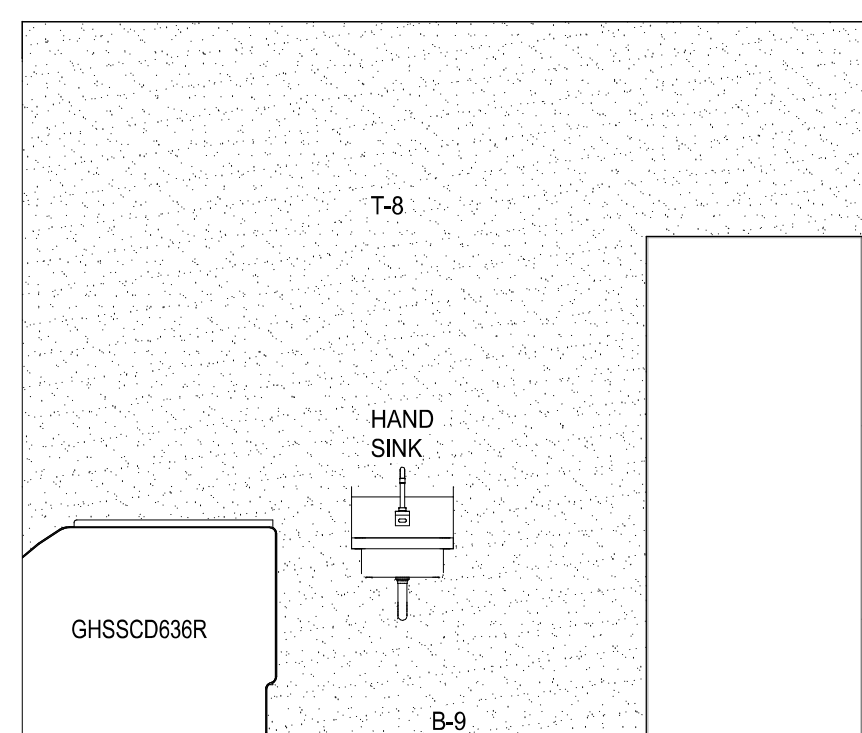
3 ELEVATION  
SCALE: 3/8" = 1'-0"



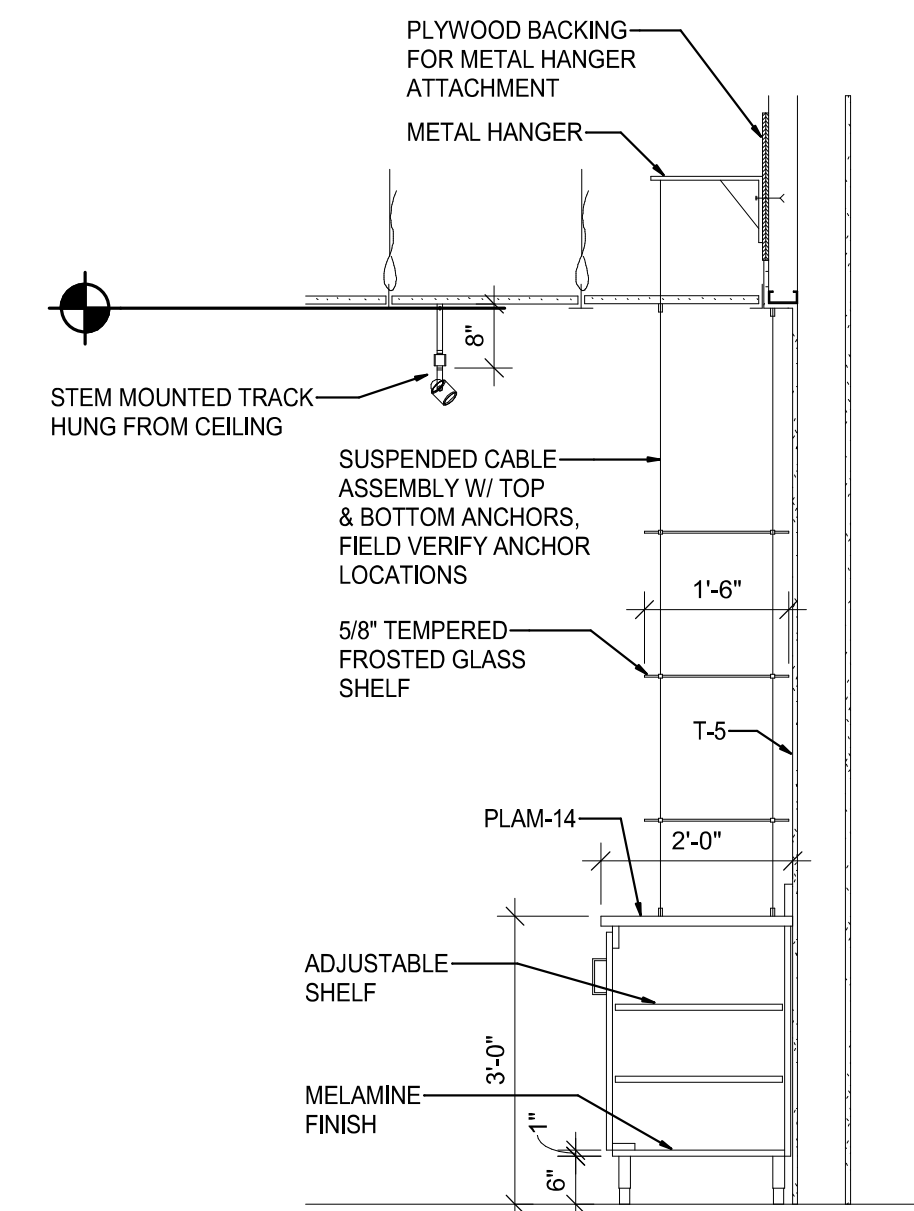
10 ELEVATION  
SCALE: 3/8" = 1'-0"



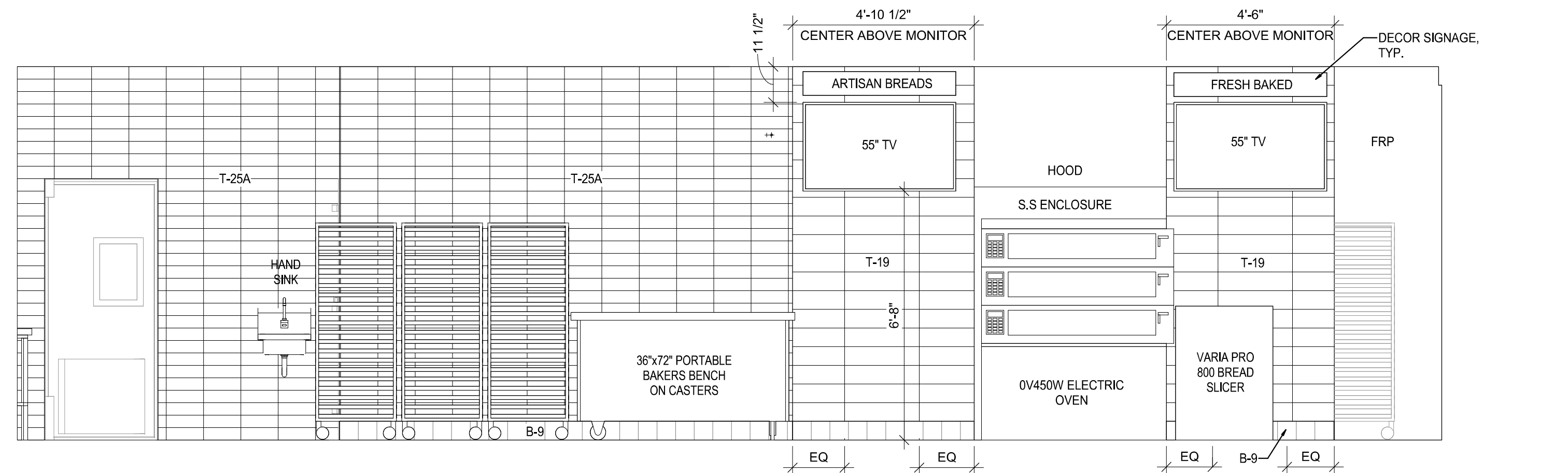
7 ELEVATION  
SCALE: 3/8" = 1'-0"



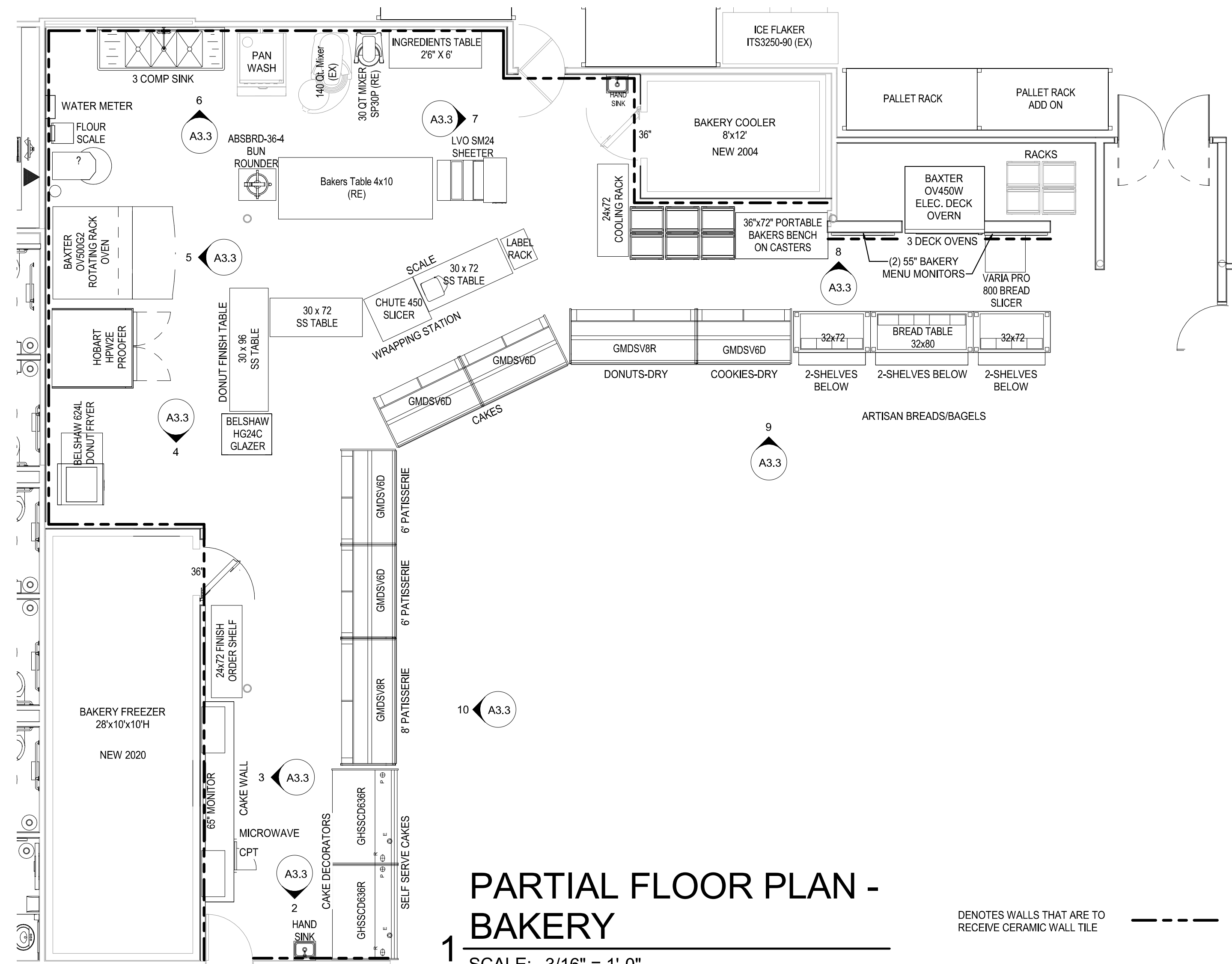
2 ELEVATION  
SCALE: 3/8" = 1'-0"



SECTION THRU  
11 CAKE WALL  
SCALE: 1/2" = 1'-0"



8 ELEVATION  
SCALE: 3/8" = 1'-0"



REVISION	DATE BY

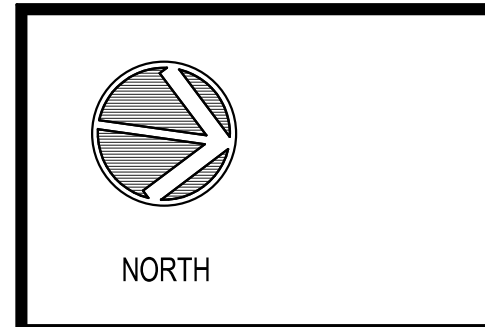
**brr**  
Architect of Record:  
BRR Architecture, Inc.  
Kansas City  
Overland Park, KS 66204  
Tel: 913-262-9095  
Fax: 913-262-9044

PROFESSIONAL SEAL  
RICHARD A. MAJORS, JR.  
ARCHITECT  
MISSOURI LICENSE NO. A-0075328

LOCATION  
**LEE'S SUMMIT, MO #2**

HY-VEE, INC.  
5820 WESTOWN PARKWAY  
WEST DES MOINES, IOWA 50386  
TEL: (515) 267-2800  
FAX: (515) 267-2835

**Hy-Vee**  
EMPLOYEE OWNED



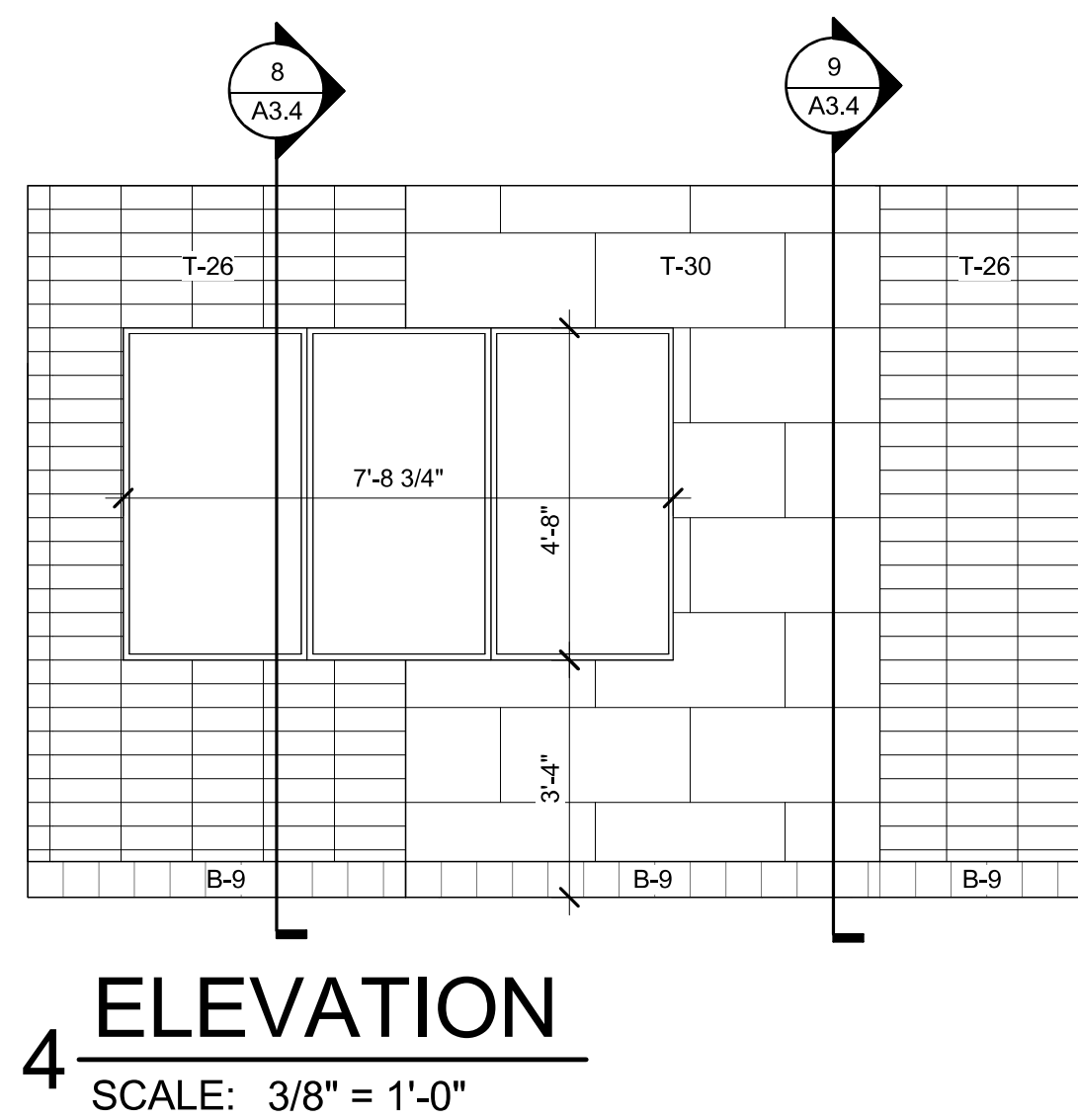
ENLARGED PLAN  
& ELEVATIONS -  
BAKERY

PROJECT MANAGER SB	CHECKED BY JPS
DRAWN BY: Author	DATE: 10/20/2020
SCALE: As indicated	JOB NUMBER: 62930547

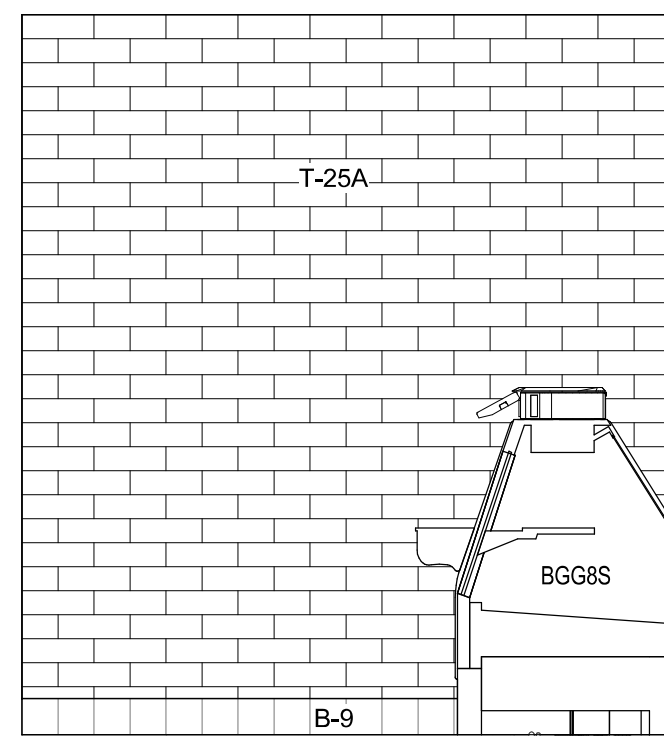
SHEET  
**A3.3**



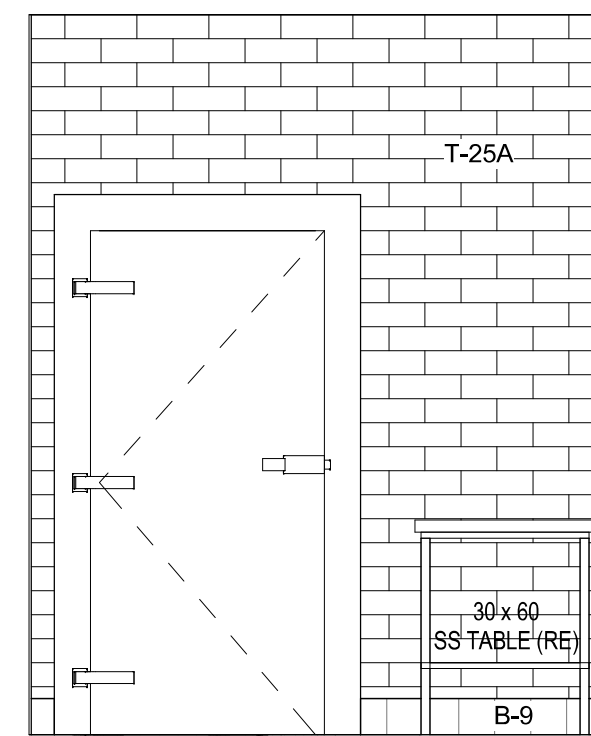
10/22/2020 10:22:32 PM



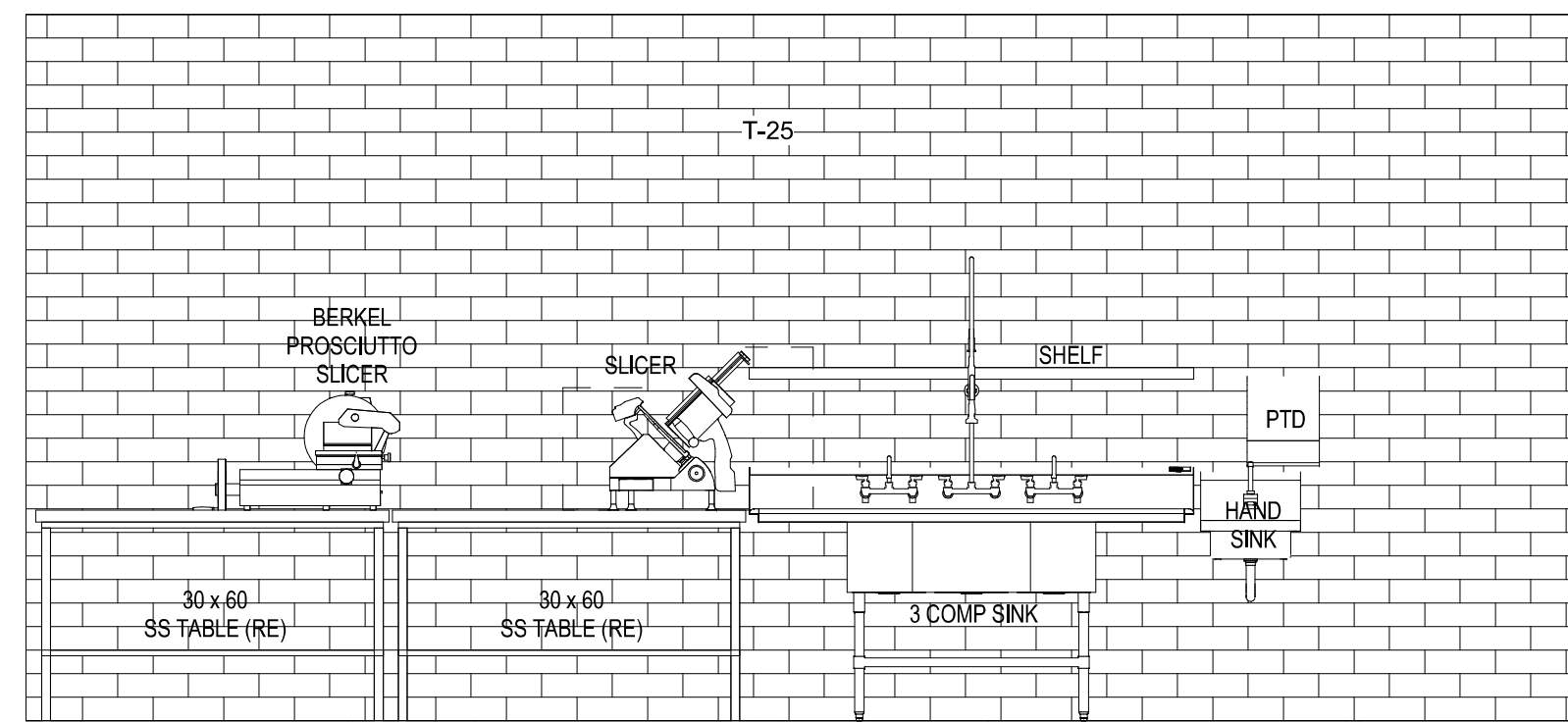
4 ELEVATION  
SCALE: 3/8" = 1'-0"



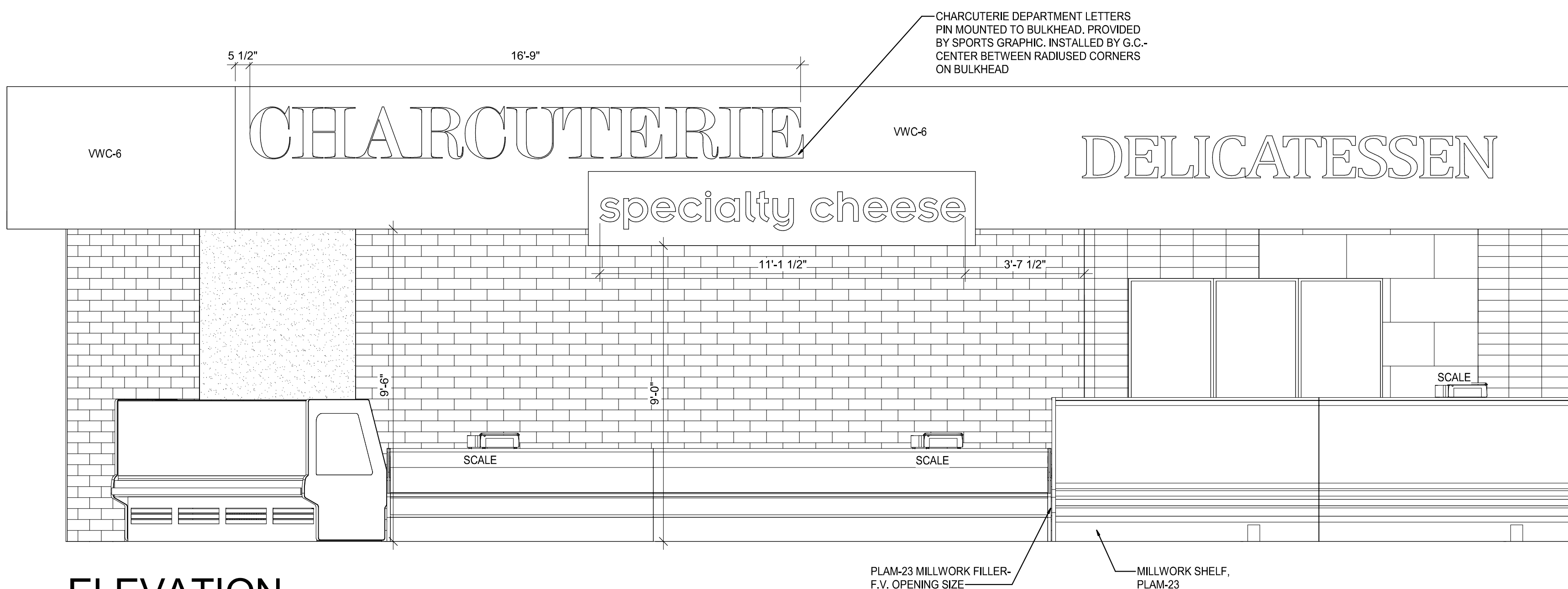
5 ELEVATION  
SCALE: 3/8" = 1'-0"



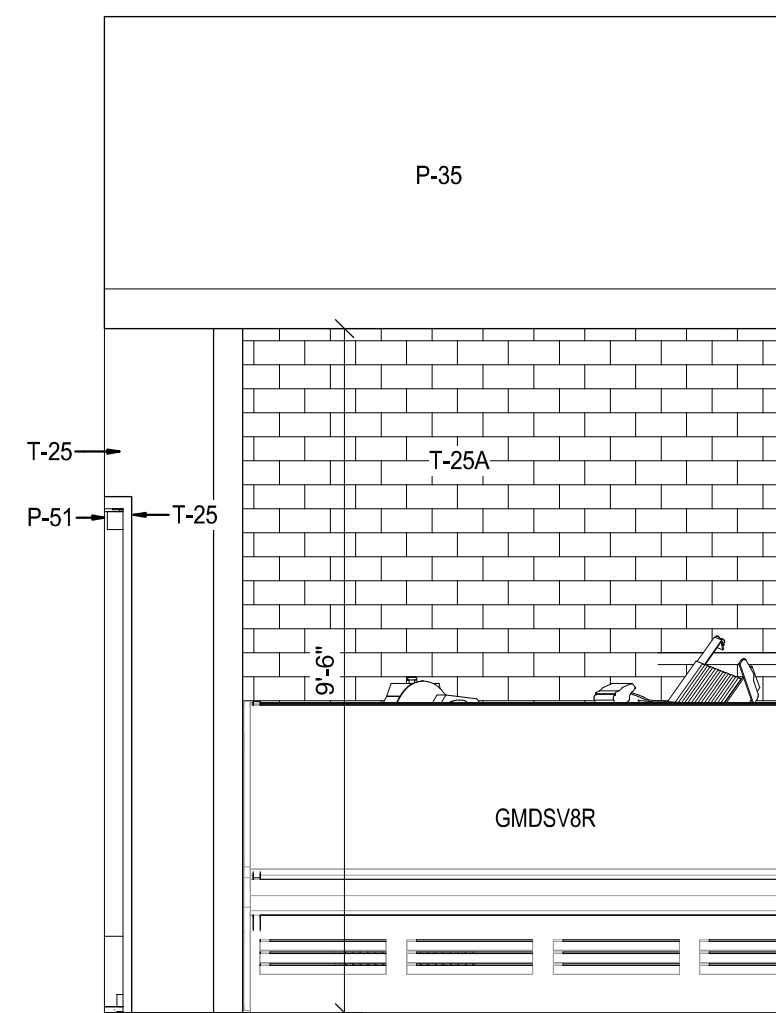
3 ELEVATION  
SCALE: 3/8" = 1'-0"



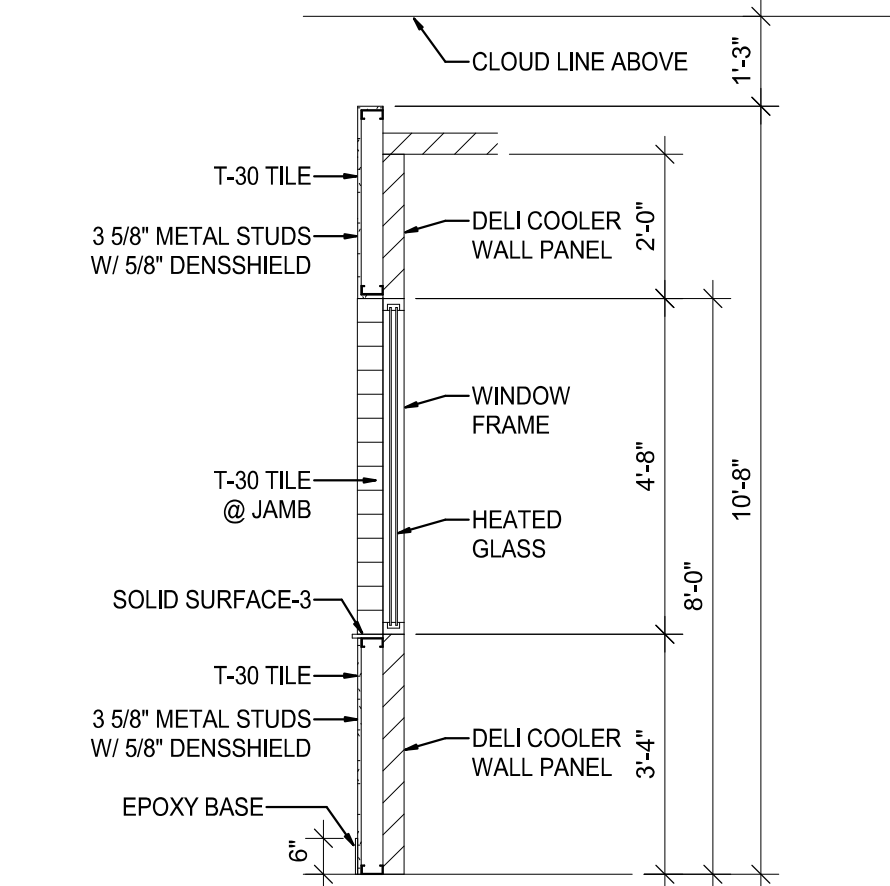
2 ELEVATION  
SCALE: 3/8" = 1'-0"



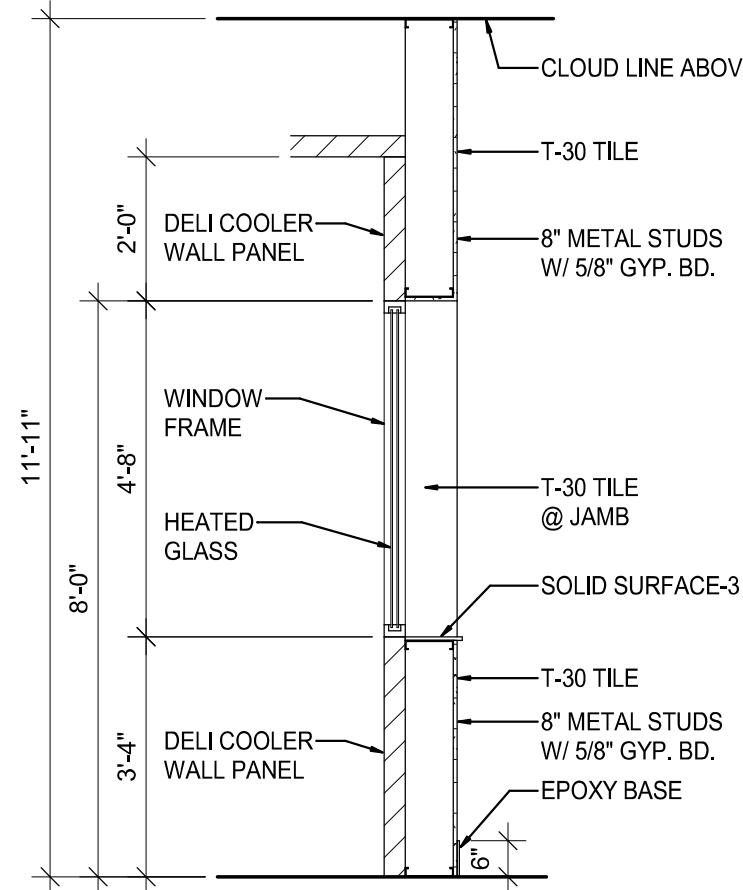
6 ELEVATION  
SCALE: 3/8" = 1'-0"



7 ELEVATION  
SCALE: 3/8" = 1'-0"



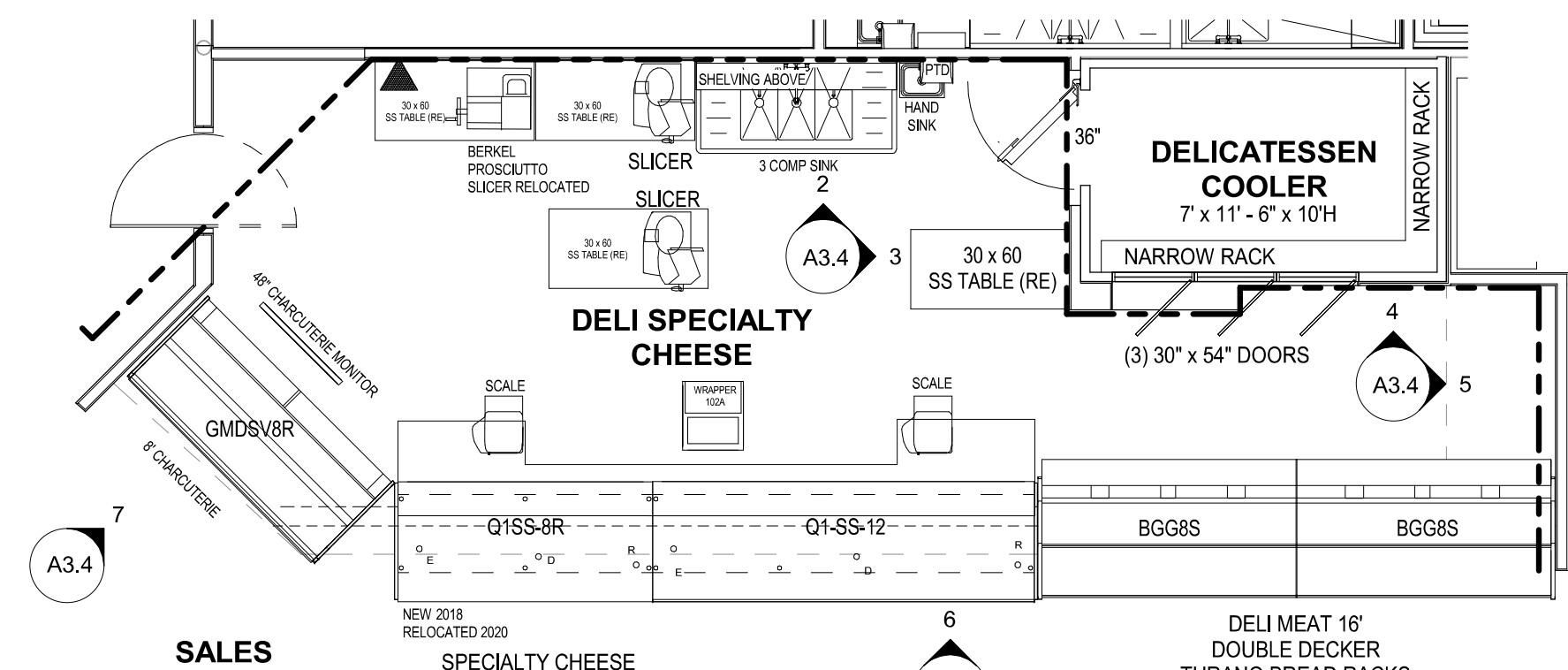
8 SECTION @ DELI COOLER WINDOW  
SCALE: 3/8" = 1'-0"



9 SECTION @ DELI COOLER WINDOW  
SCALE: 3/8" = 1'-0"

### GENERAL NOTES

FOR FINISH SCHEDULE SEE SHEET A2.2.



1 PARTIAL FLOOR PLAN - DELICATESSEN  
SCALE: 3/16" = 1'-0"

DENOTES WALLS THAT ARE TO RECEIVE CERAMIC WALL TILE


REVISION

DATE BY

brr

Architect of Record: Rich A. Majors  
BRR Architecture, Inc.  
Kansas City  
Overland Park, KS 66204  
8131 Metcalf Ave  
Suite 300  
Overland Park, KS 66204  
Tel: 913-262-9095  
Fax: 913-262-9044

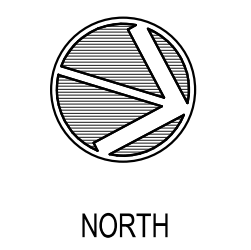
PROFESSIONAL SEAL



LOCATION  
LEE'S SUMMIT, MO #2

HY-VEE, INC.  
5820 WESTOWN PARKWAY  
WEST DES MOINES, IOWA 50386  
TEL: (515) 267-2800  
FAX: (515) 267-2335

HyVee  
EMPLOYEE OWNED



ENLARGED PLAN & ELEVATIONS - DELICATESSEN

PROJECT MANAGER  
SB  
CHECKED BY  
JPS  
DATE  
10/20/2020  
SCALE  
As indicated  
JOB NUMBER  
62930547

SHEET  
A3.4



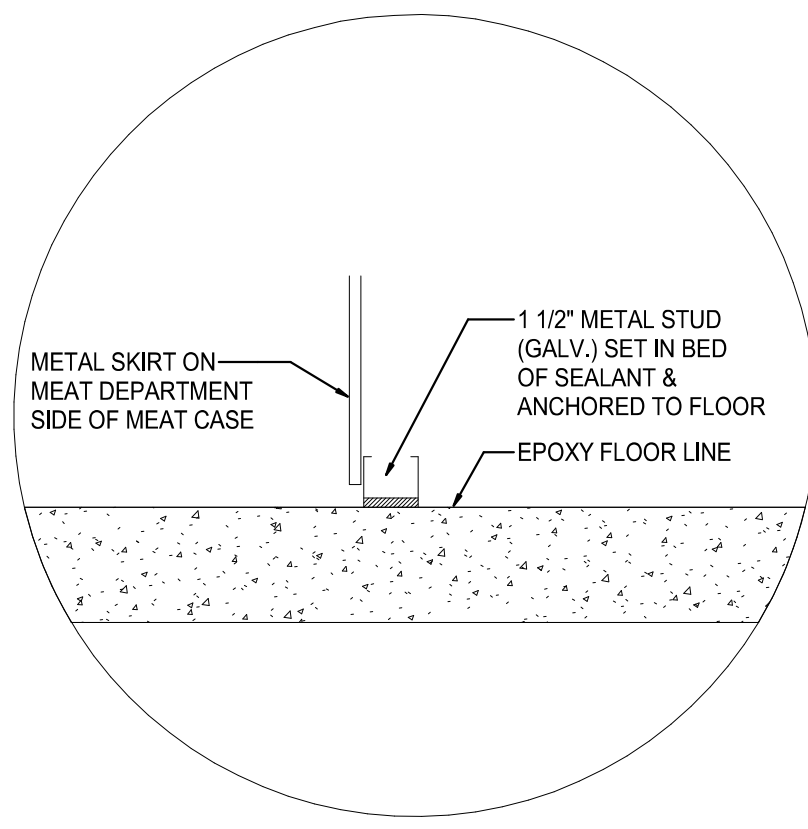
### GENERAL NOTES

SEE SHEET A2.2 FOR FINISH SCHEDULES

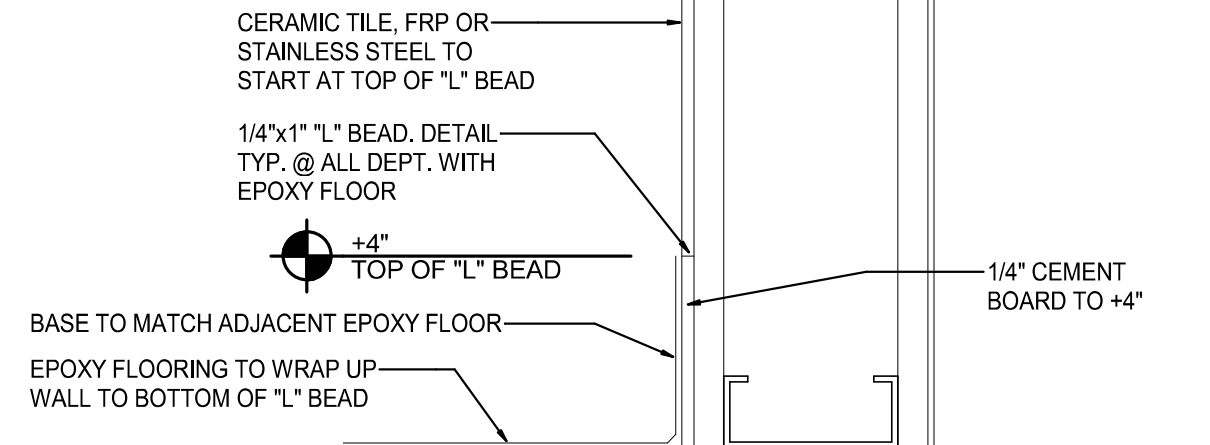
PROVIDE SCHLUTER RANDEL SATIN ANODIZED ALUMINUM RO-80A TRIM ON ALL OUTSIDE TILE CORNERS

BASE AND FLOOR TILE

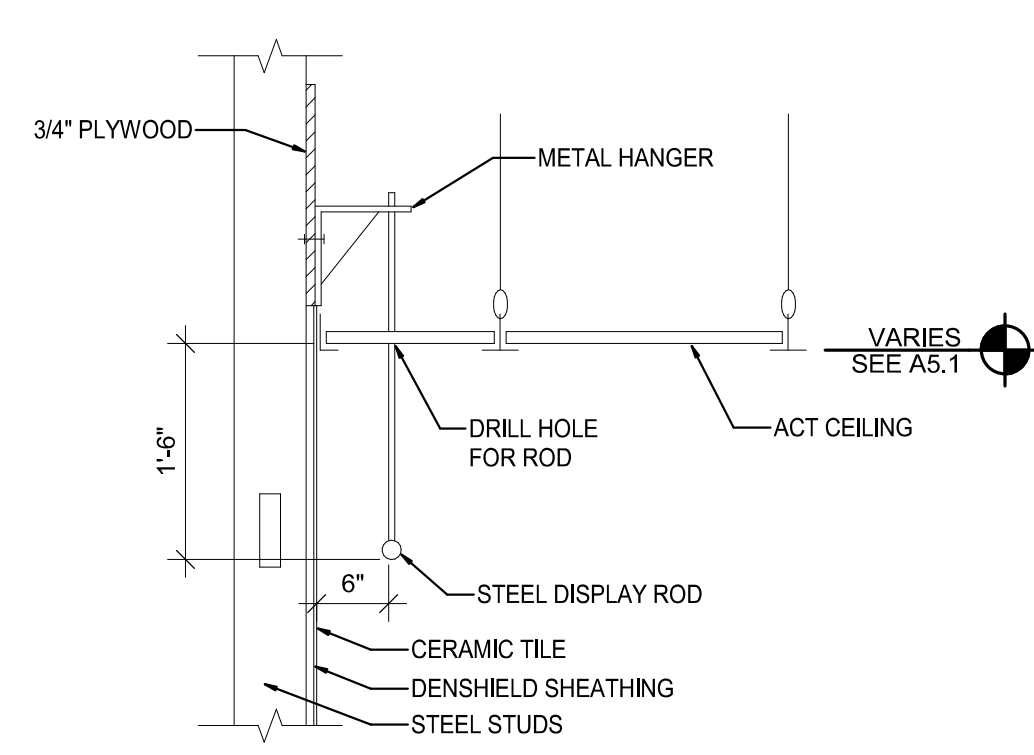
EXISTING QUARRY TILE TO REMAIN. PATCH AND REPAIR AS NECESSARY.



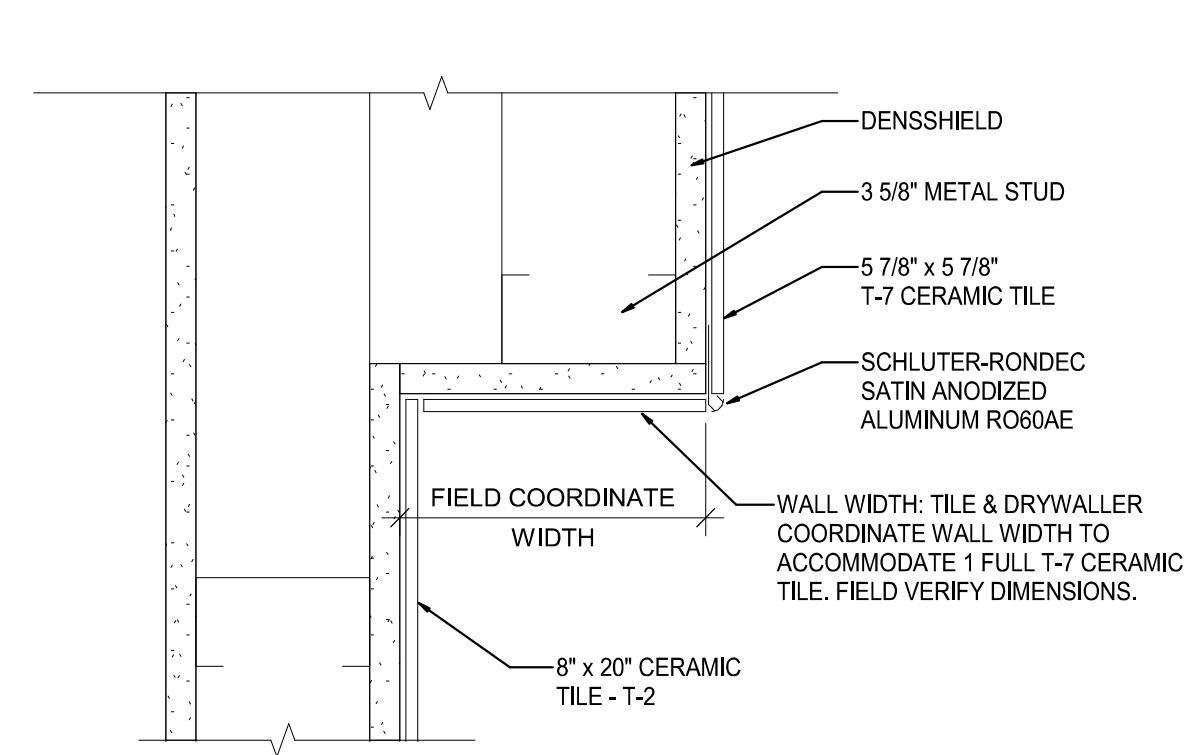
13 SERVICE MEAT CASE BASE DETAIL  
SCALE: 3/8" = 1'-0"



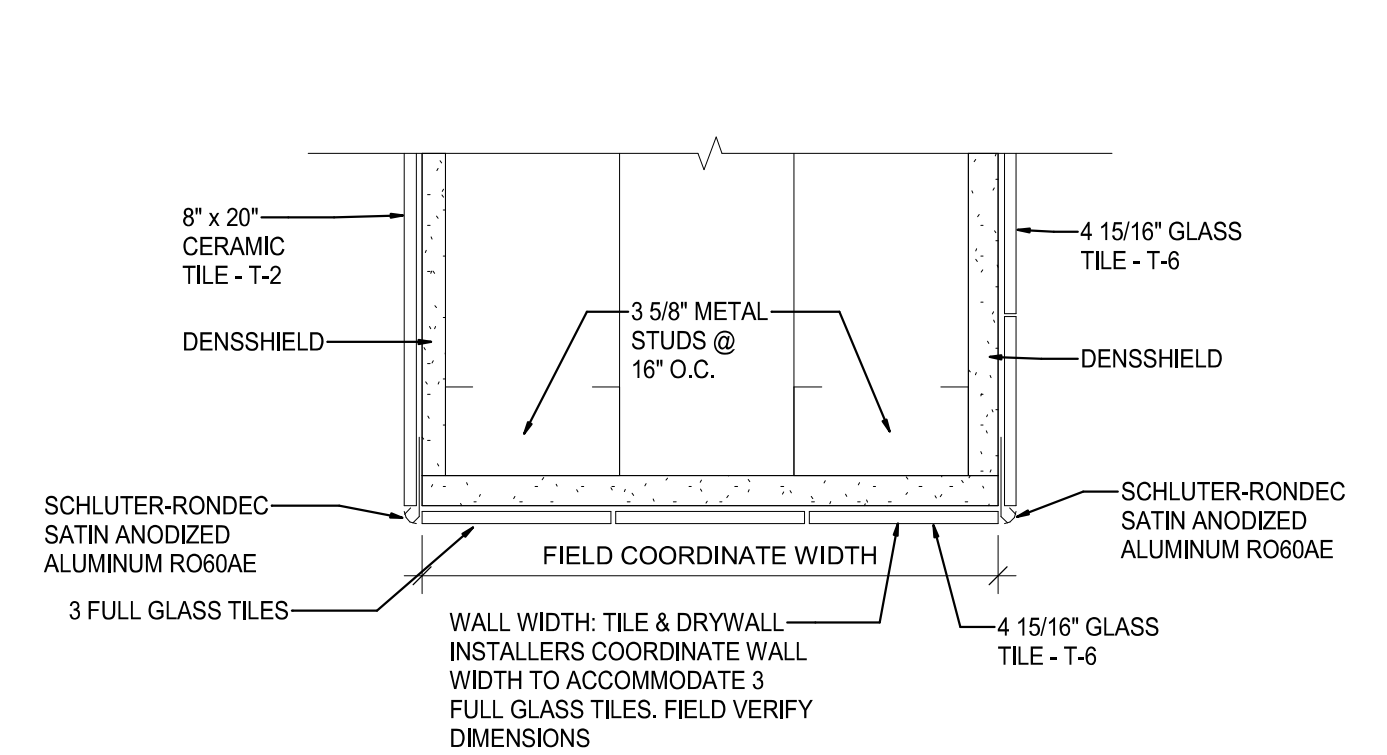
12 SEAFOOD EPOXY BASE DETAIL  
SCALE: 3" = 1'-0" ACCENT WALL ONLY



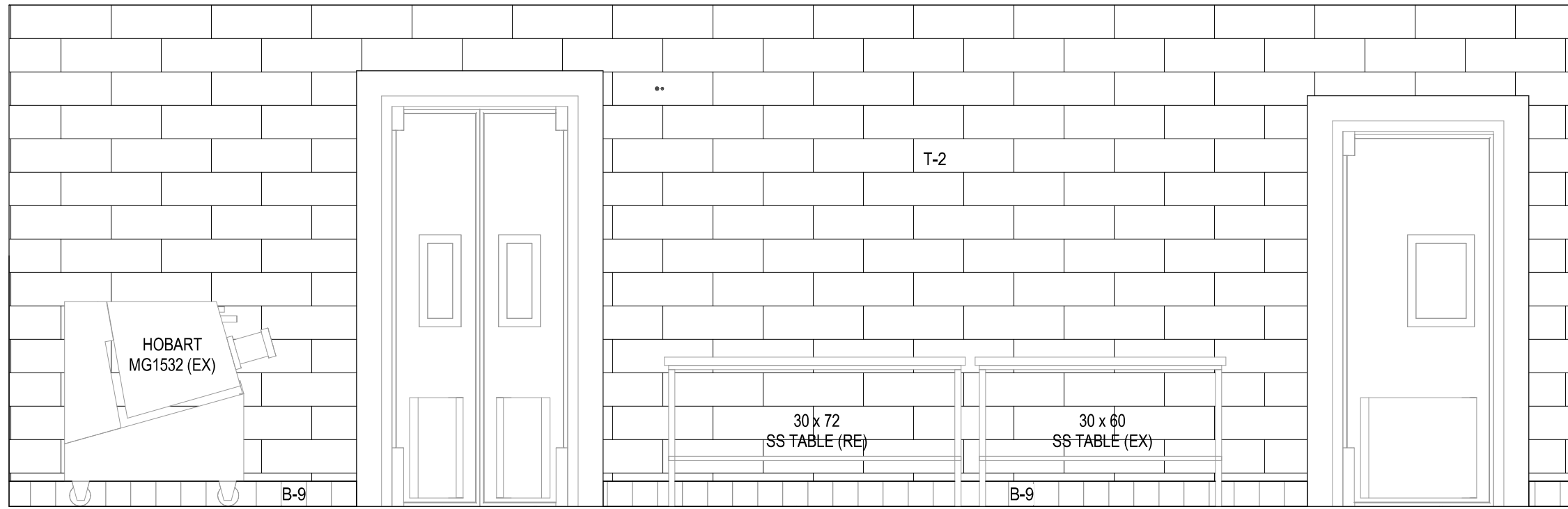
11 HANGING ROD DETAIL  
SCALE: 3/4" = 1'-0"



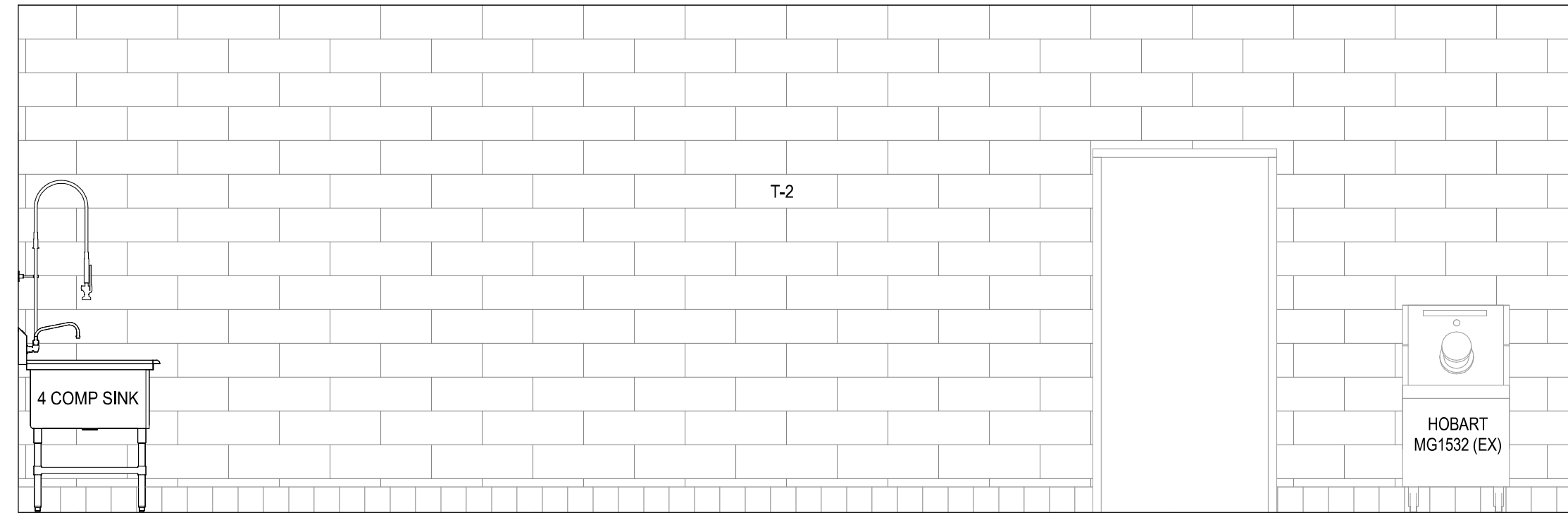
10 MEAT CERAMIC/GYP. BD. CORNER DETAIL  
SCALE: 3" = 1'-0"



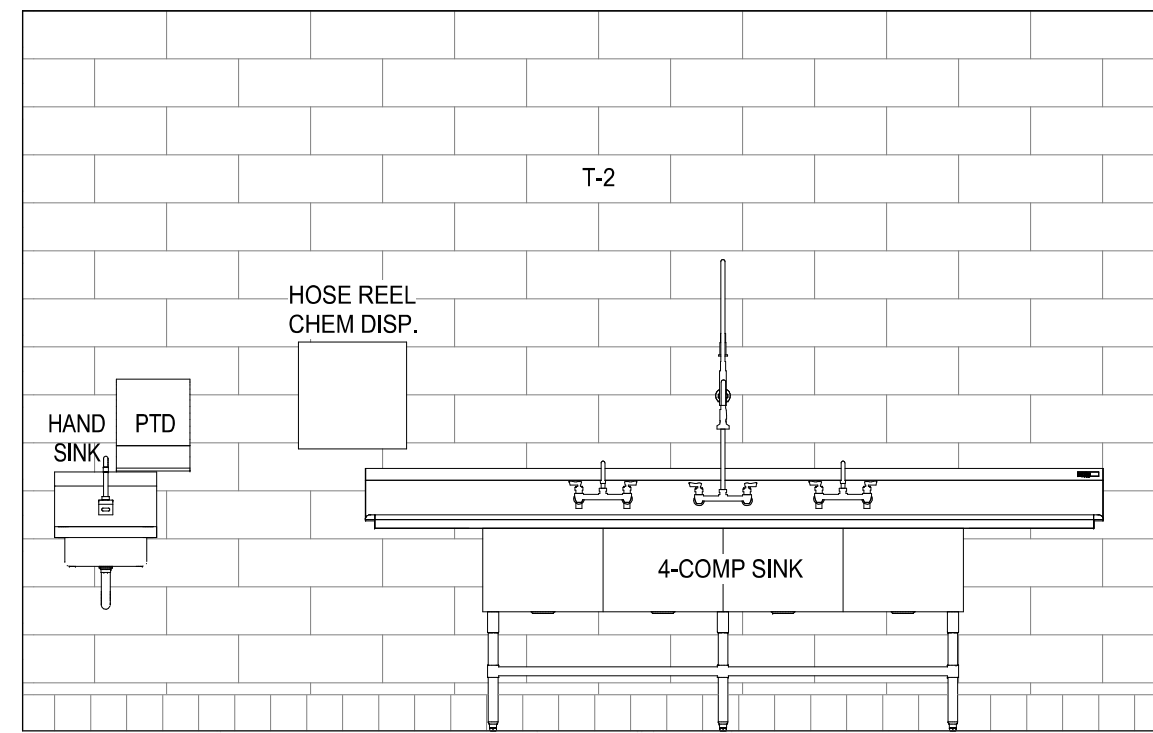
9 SEAFOOD GLASS/CERAMIC/GYP. BD. END WALL DETAIL  
SCALE: 3" = 1'-0"



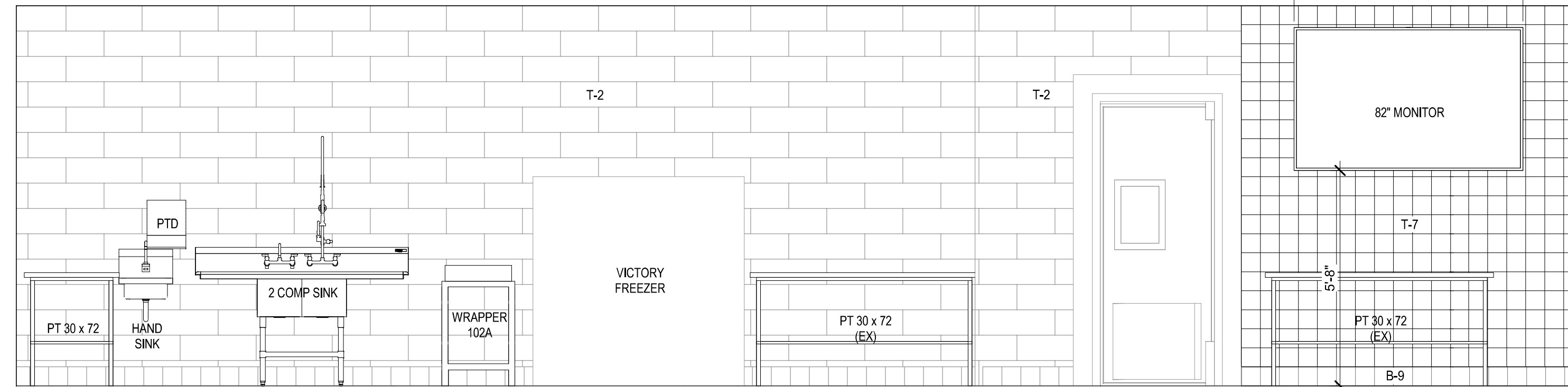
8 ELEVATION  
SCALE: 3/8" = 1'-0"



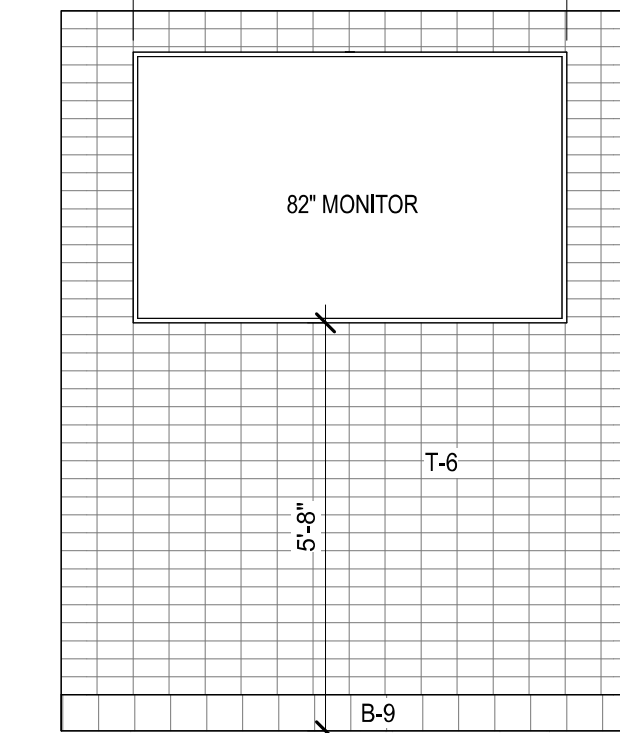
7 ELEVATION  
SCALE: 3/8" = 1'-0"




6 ELEVATION  
SCALE: 3/8" = 1'-0"



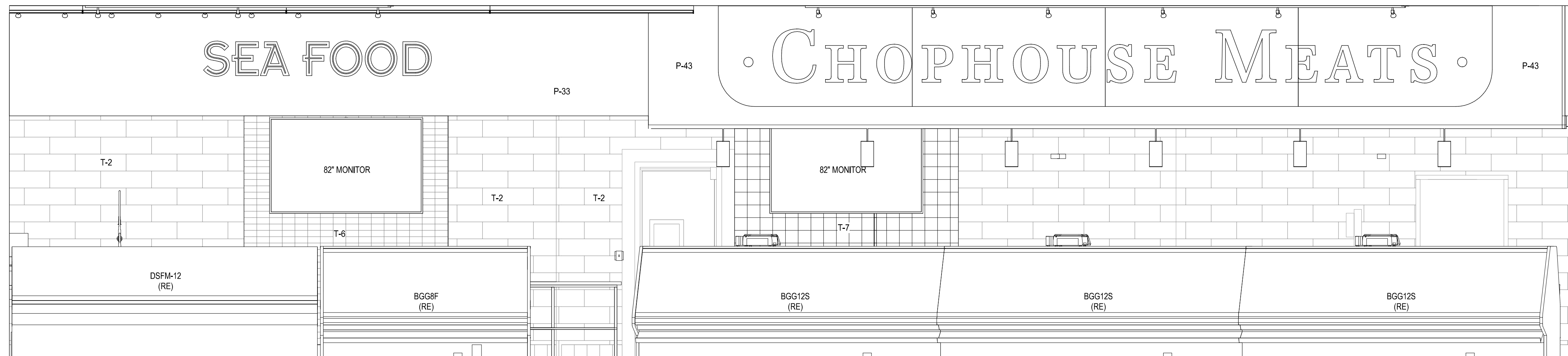
5 ELEVATION  
SCALE: 3/8" = 1'-0"



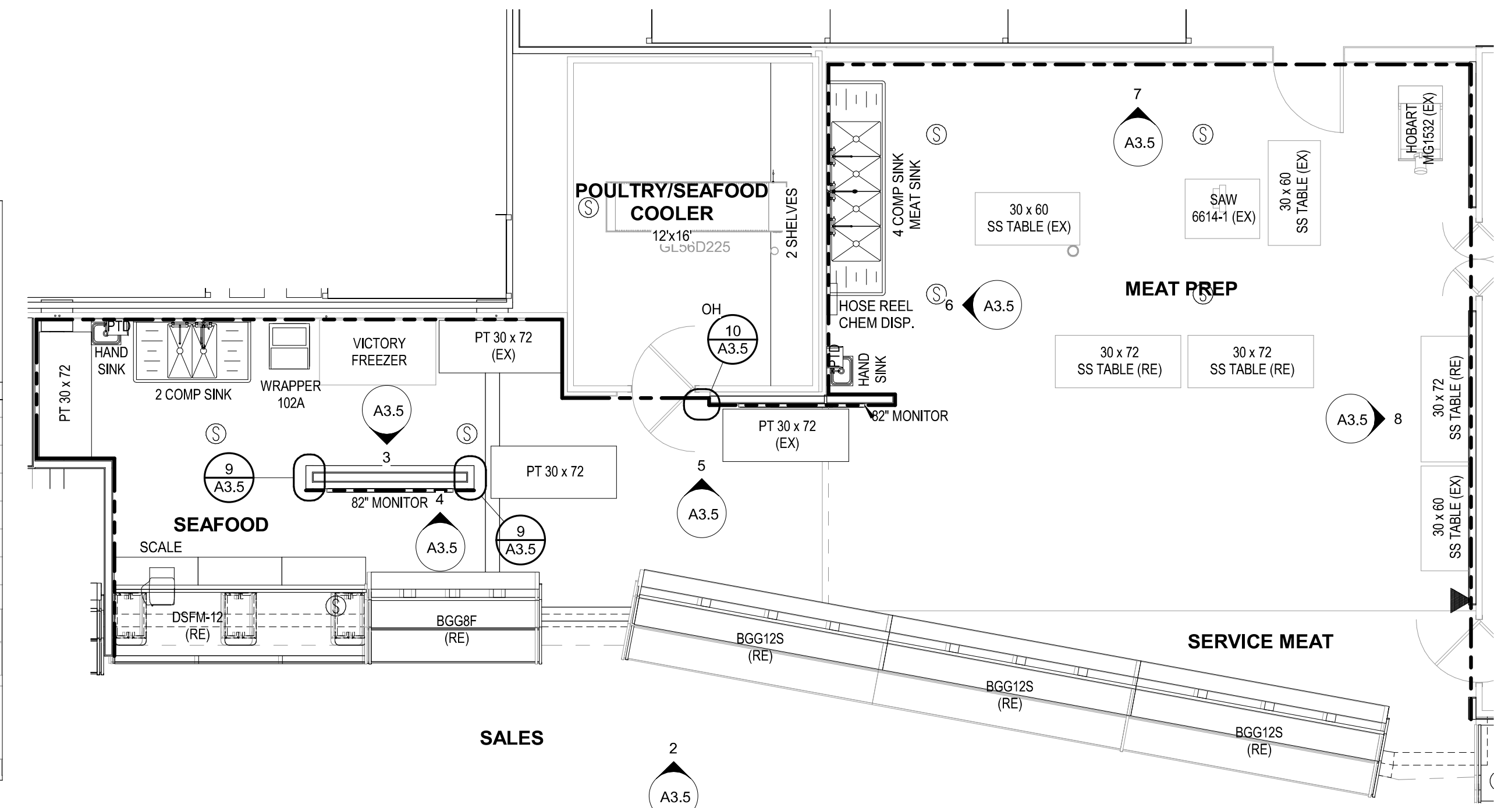
4 ELEVATION  
SCALE: 3/8" = 1'-0"



3 ELEVATION  
SCALE: 3/8" = 1'-0"



2 ELEVATION  
SCALE: 3/8" = 1'-0"



1 PARTIAL FLOOR PLAN - MEAT/SEAFOOD  
SCALE: 3/16" = 1'-0"

DENOTES WALLS THAT ARE TO RECEIVE CERAMIC WALL TILE


REVISION

DATE BY

brr

Architect of Record:  
BRR Architecture, Inc.  
Kansas City  
Suite 300  
Overland Park, KS 66204  
Tel: 913-262-9095  
Fax: 913-262-9044

PROFESSIONAL SEAL



Richard A. Majors, Jr.  
Architect  
Missouri License No. A-007538

LOCATION  
LEE'S SUMMIT, MO #2

HY-VEE INC.  
5820 WESTOWN PARKWAY  
WEST DES MOINES, IOWA 50266  
TEL: (515) 267-2800  
FAX: (515) 267-2835

EMPLOYEE OWNED

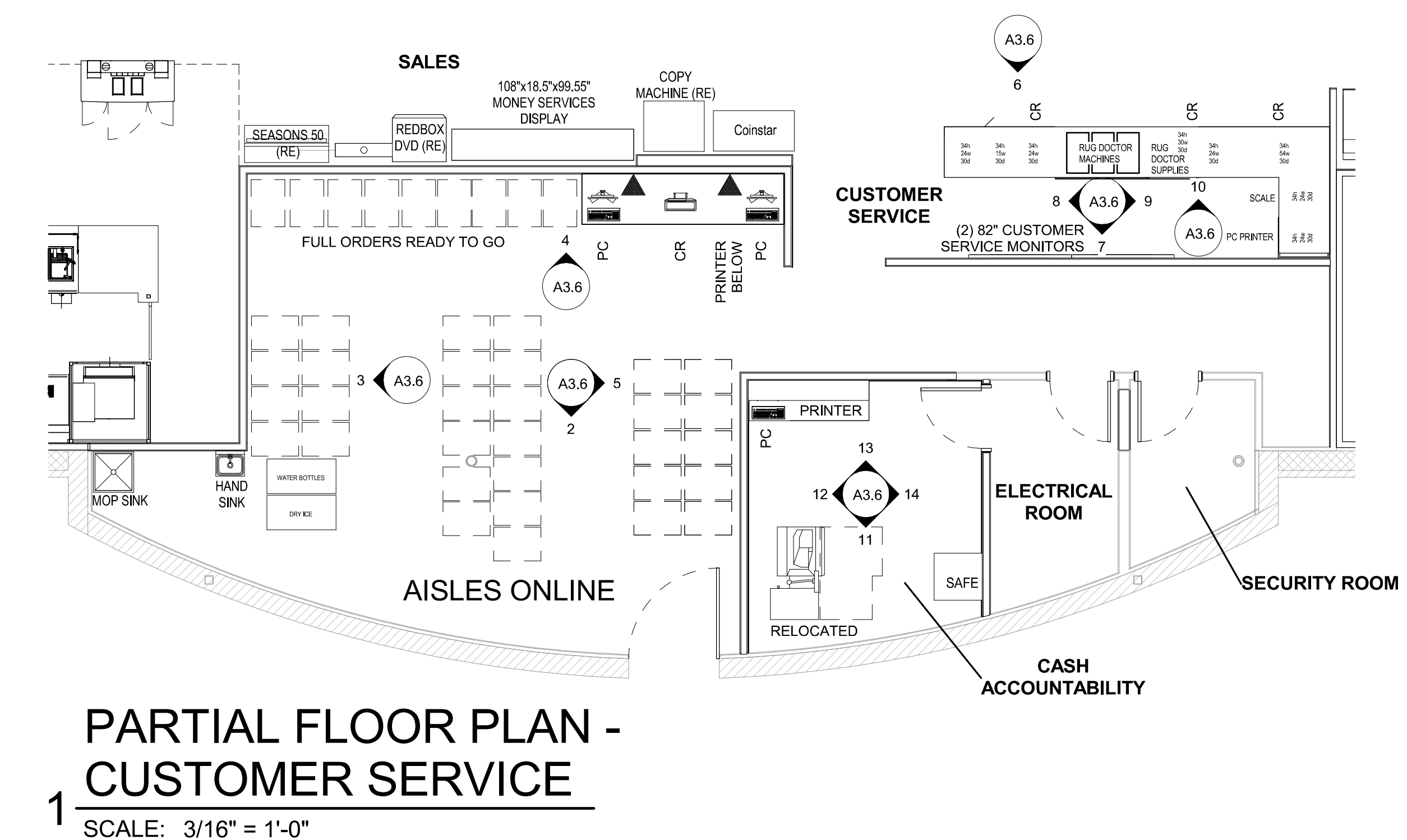

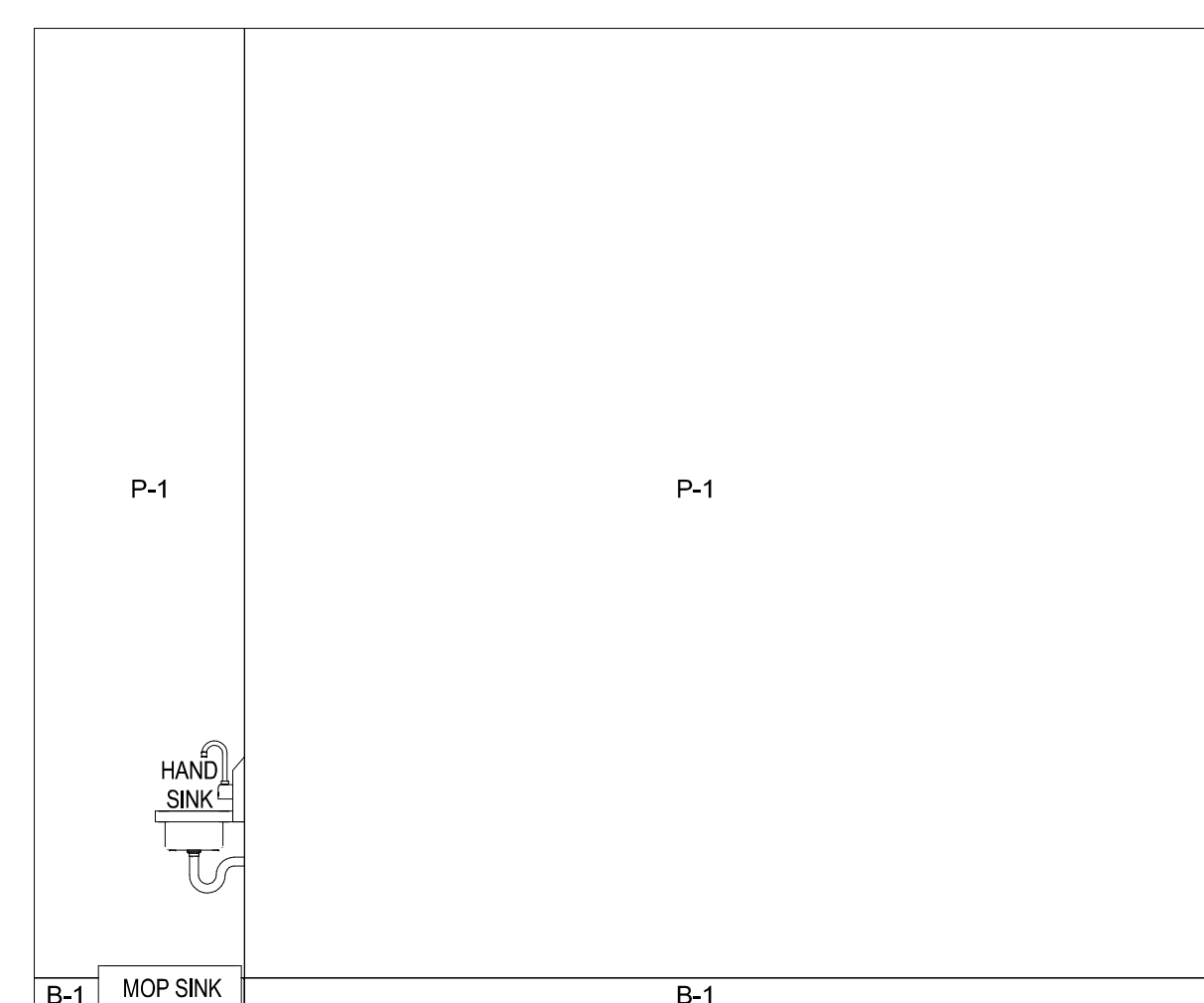
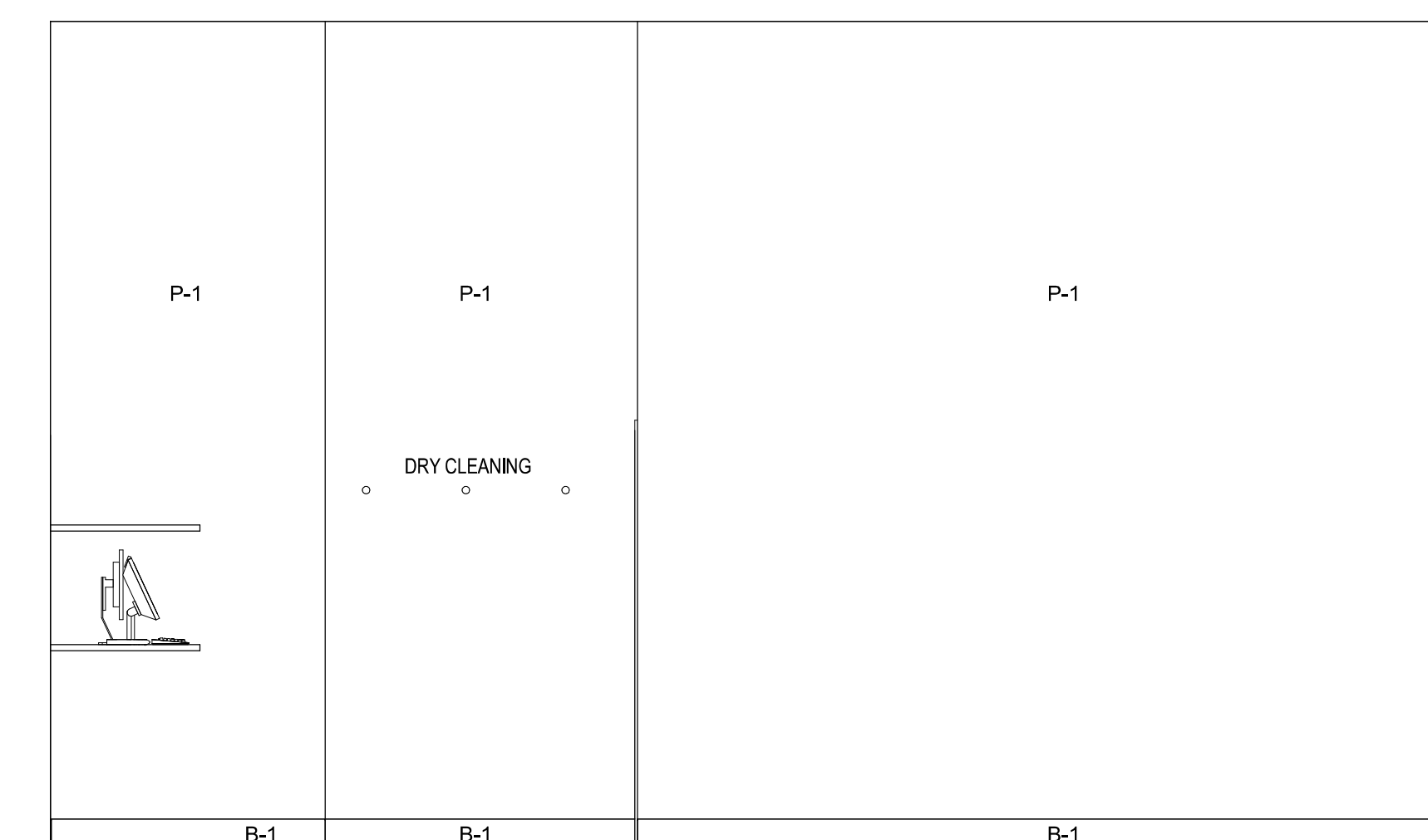
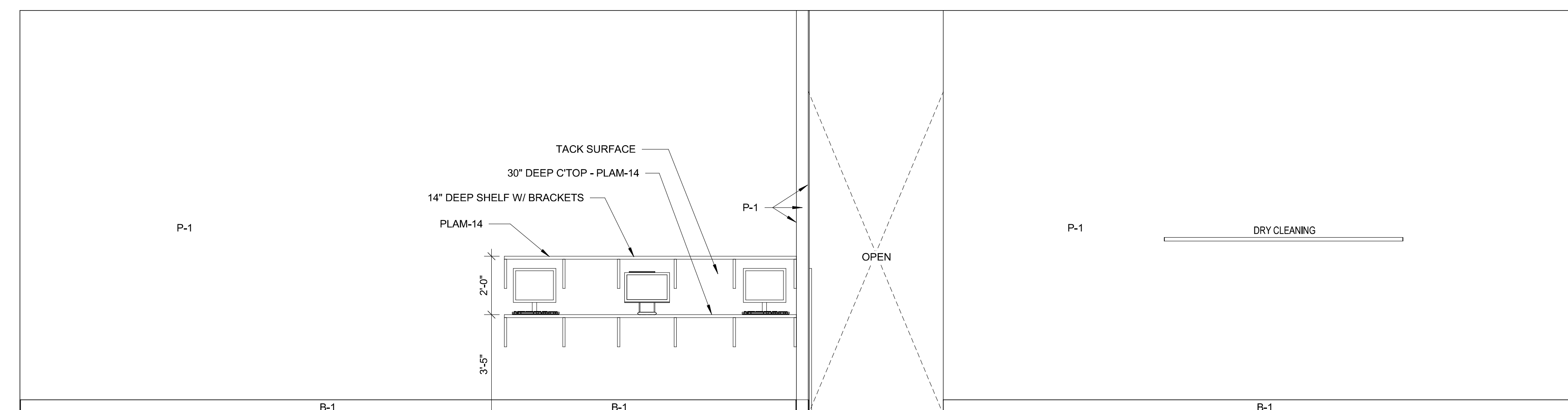
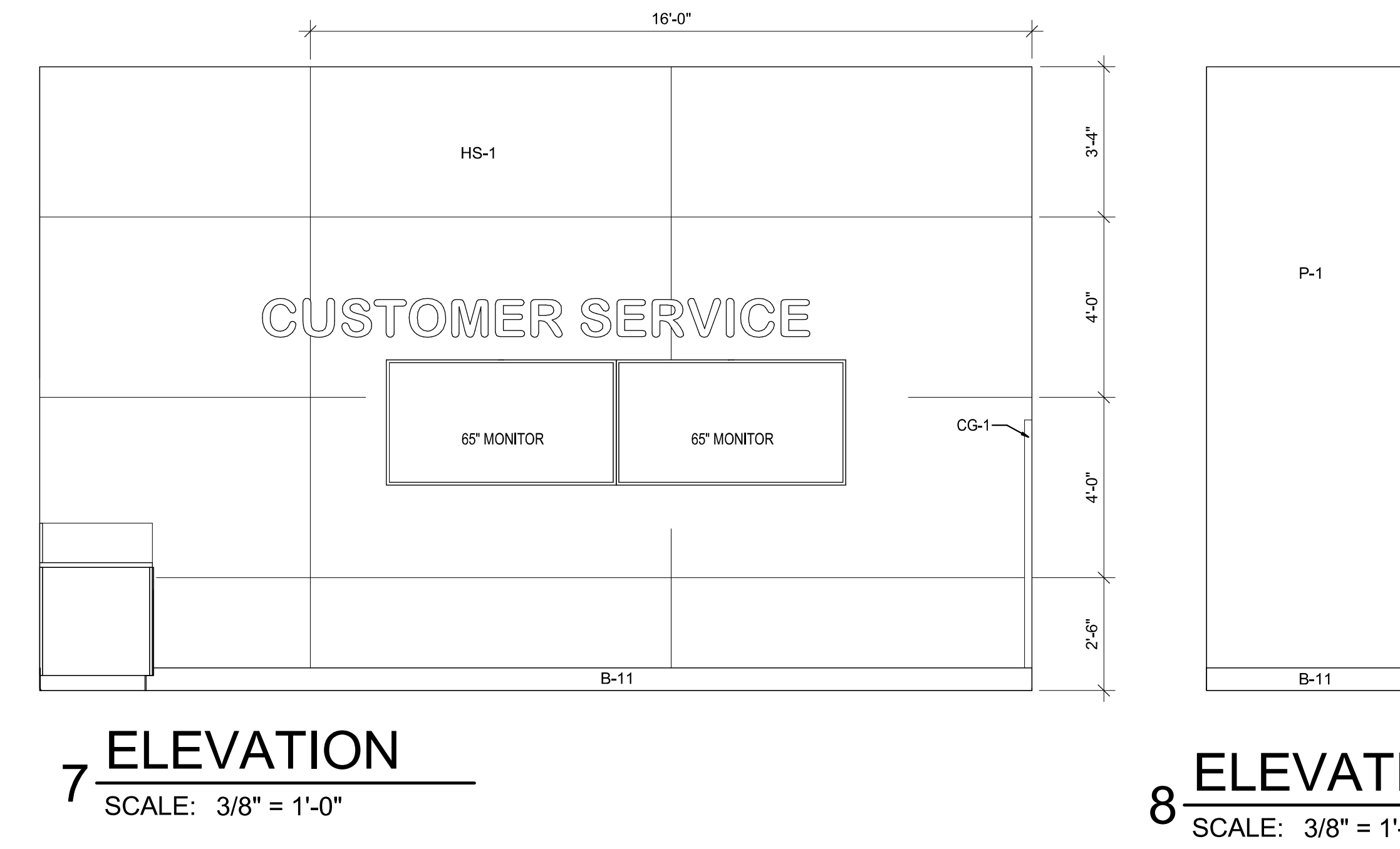
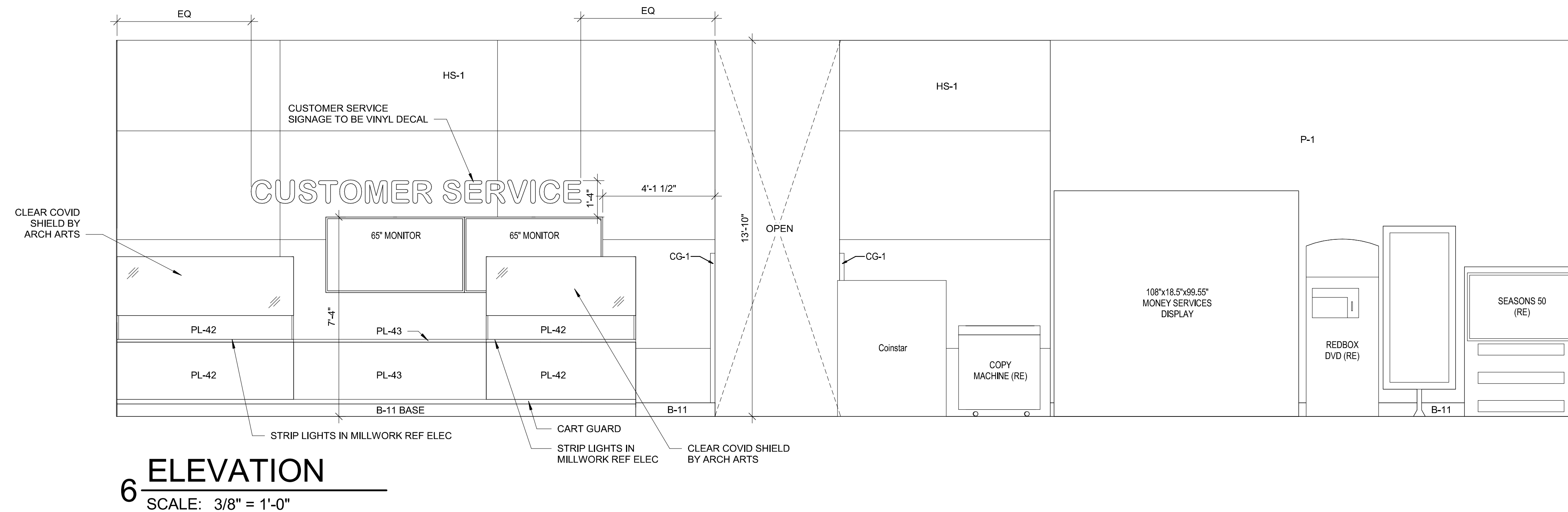
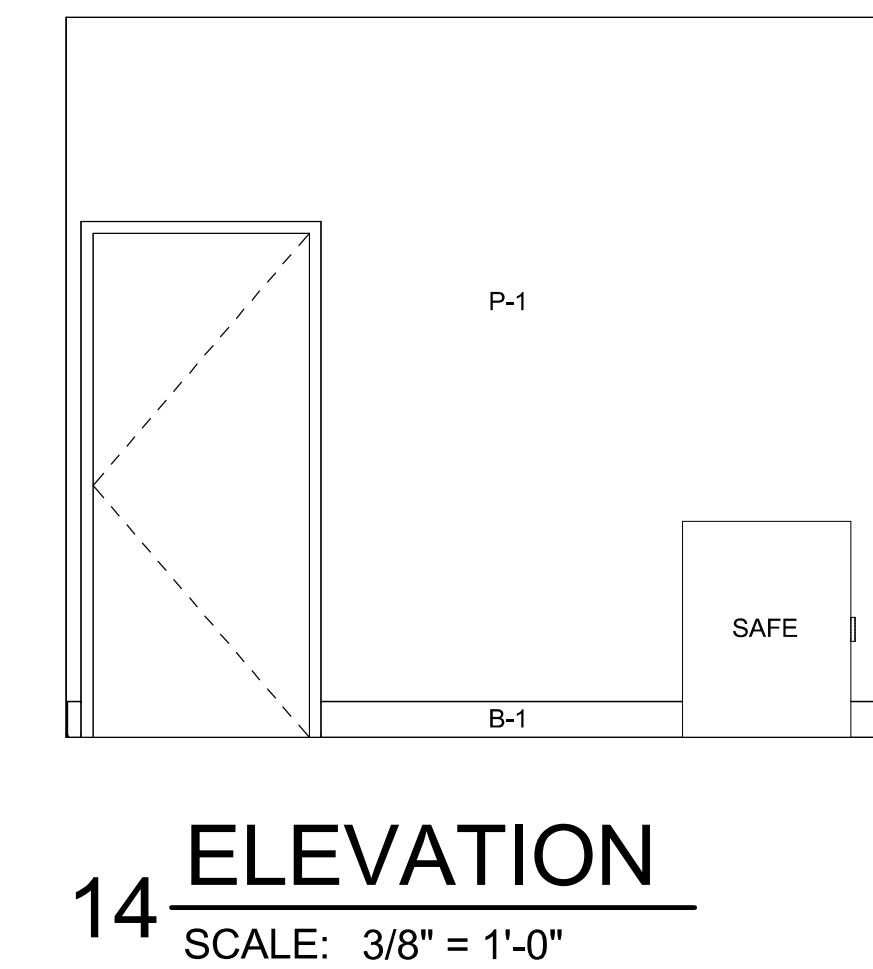
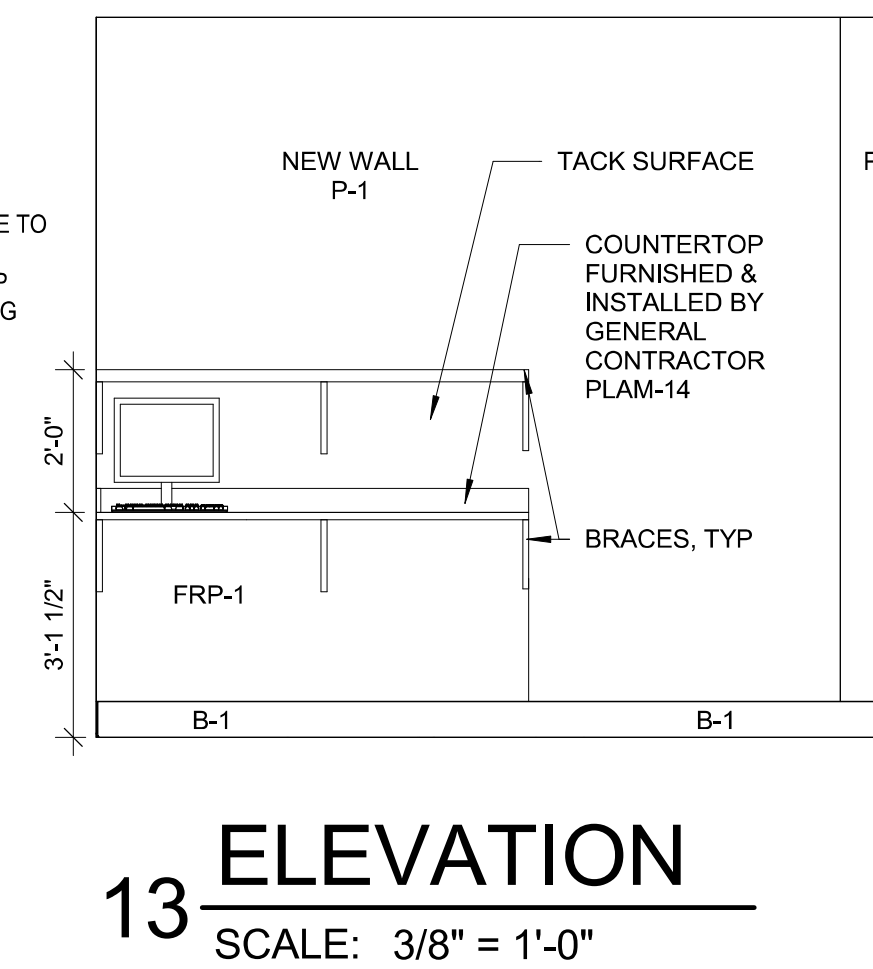
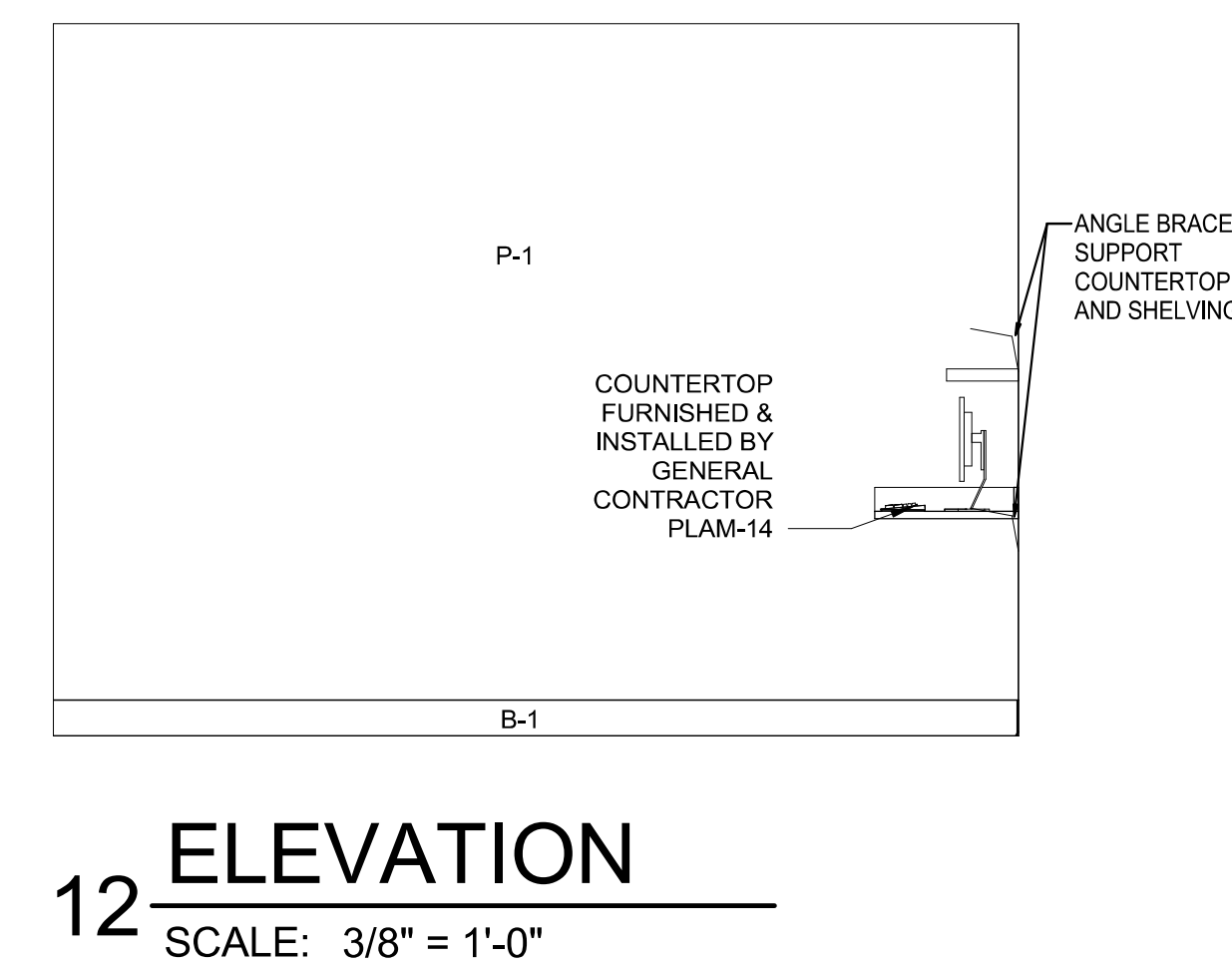
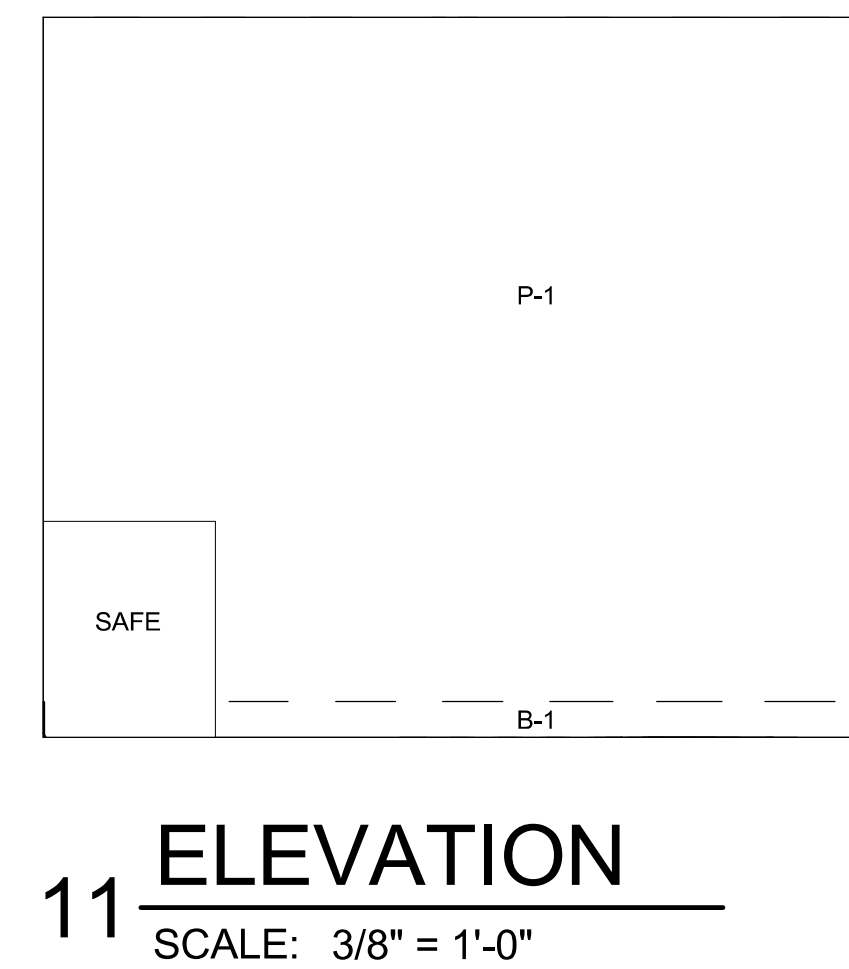
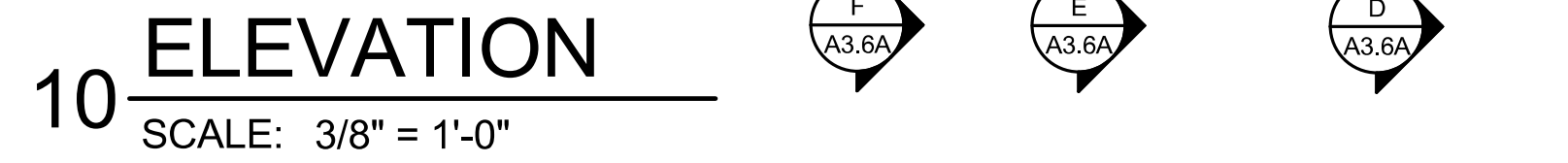
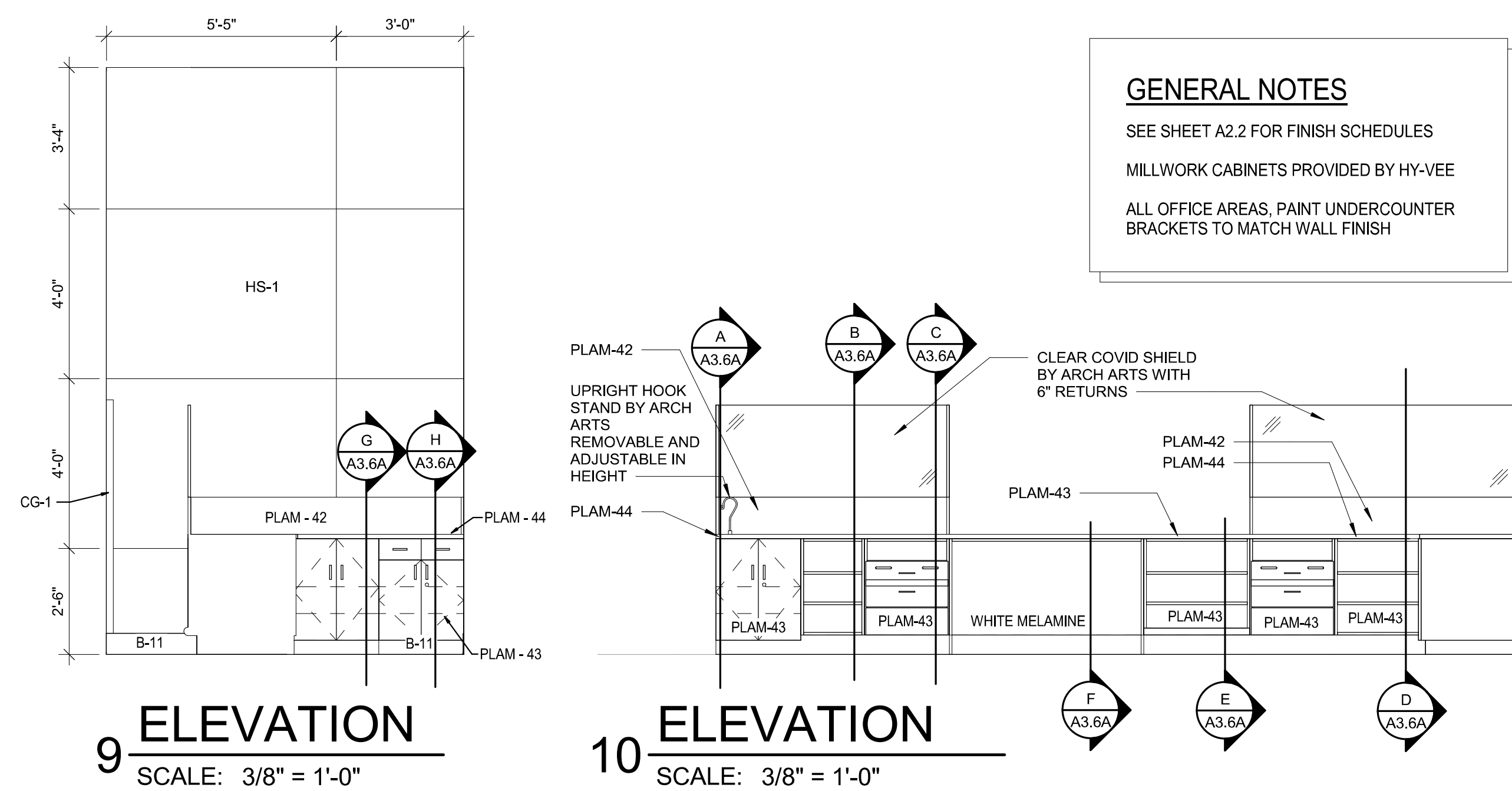


ENLARGED PLAN & ELEVATIONS - MEAT/SEAFOOD

PROJECT MANAGER  
SB  
CHECKED BY  
JPS  
DATE  
10/20/2020  
SCALE  
As indicated  
JOB NUMBER  
62930547

SHEET  
A3.5





REVISION	DATE BY
----------	------------

DATE \_\_\_\_\_  
BY \_\_\_\_\_

**Architect of Record:**  
**BRR Architecture, Inc**

Kansas City • 8131 Metcalf Avenue  
Bentonville • Suite 300  
Phoenix • Overland Park, KS 66204  
San Francisco  
Philadelphia  
Atlanta  
Austin  
Miami  
Los Angeles  
Chicago

**Tel: 913-262-9095**  
**Fax: 913-262-9044**

PROFESSIONAL SEAL

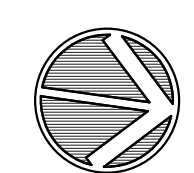
STATE OF MISSOURI  
 RICHARD A. MAJORS, JR.  
 NUMBER  
 A-007528  
 REGISTERED ARCHITECT

Richard A. Majors, Jr.  
 Architect  
 Missouri License No. A-007528

LOCATION  
LEE'S SUMMIT, MO #2

HY-VEE, INC.  
5820 WESTOWN PARKWAY  
WEST DES MOINES, IOWA 50266  
TELEPHONE: (515) 267-2800  
FAX: (515) 267-2935

**Hy-Vee®**  
EMPLOYEE OWNED



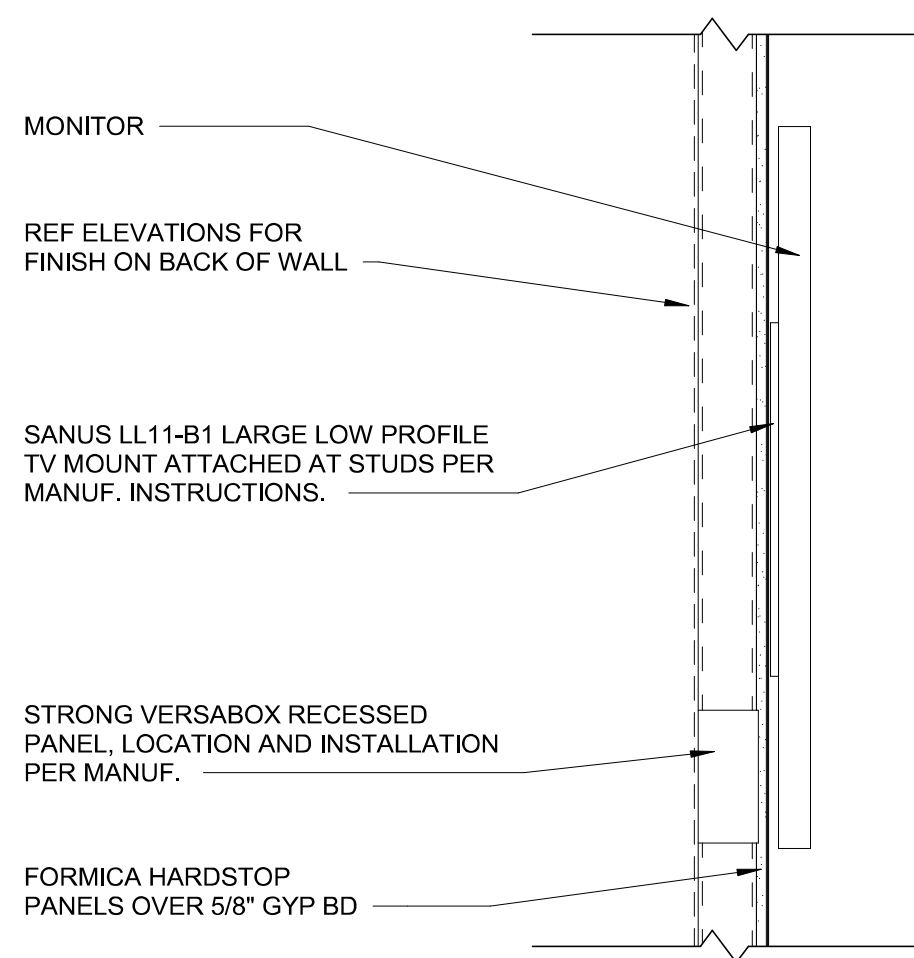
ENLARGED PLAN  
& ELEVATIONS -  
CUSTOMER  
SERVICE & MONEY  
SERVICE

PROJECT MANAGER SB	CHECKED BY: JPS
DRAWN BY: AP	DATE: 10/20/2020
SCALE: As indicated	JOB NUMBER: 62930547

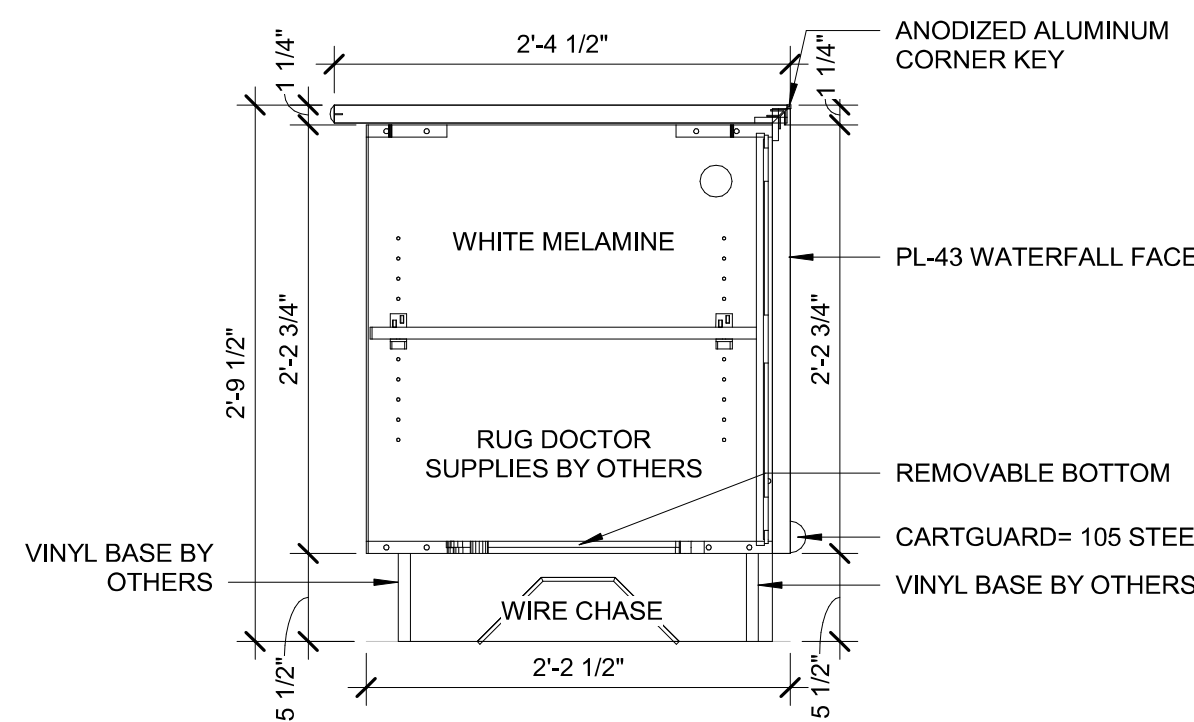
### A3.6

10/22/2020 10:22:44 PM

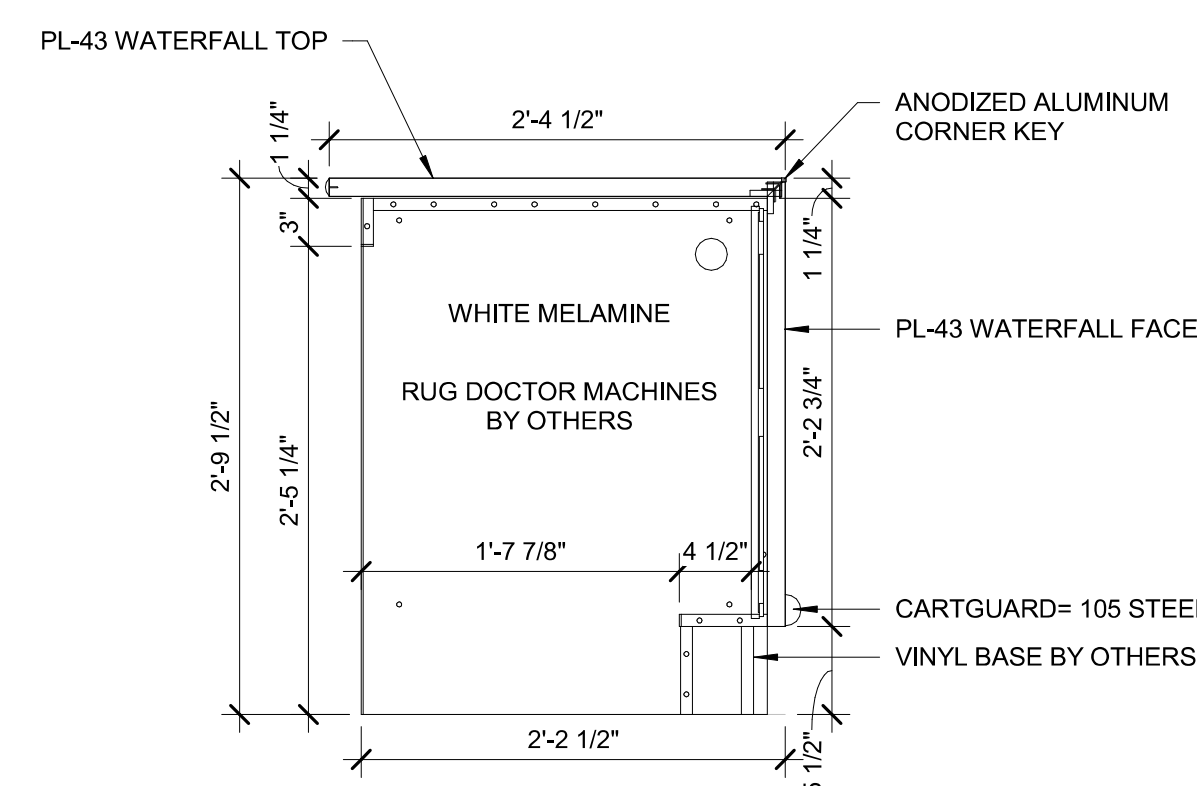




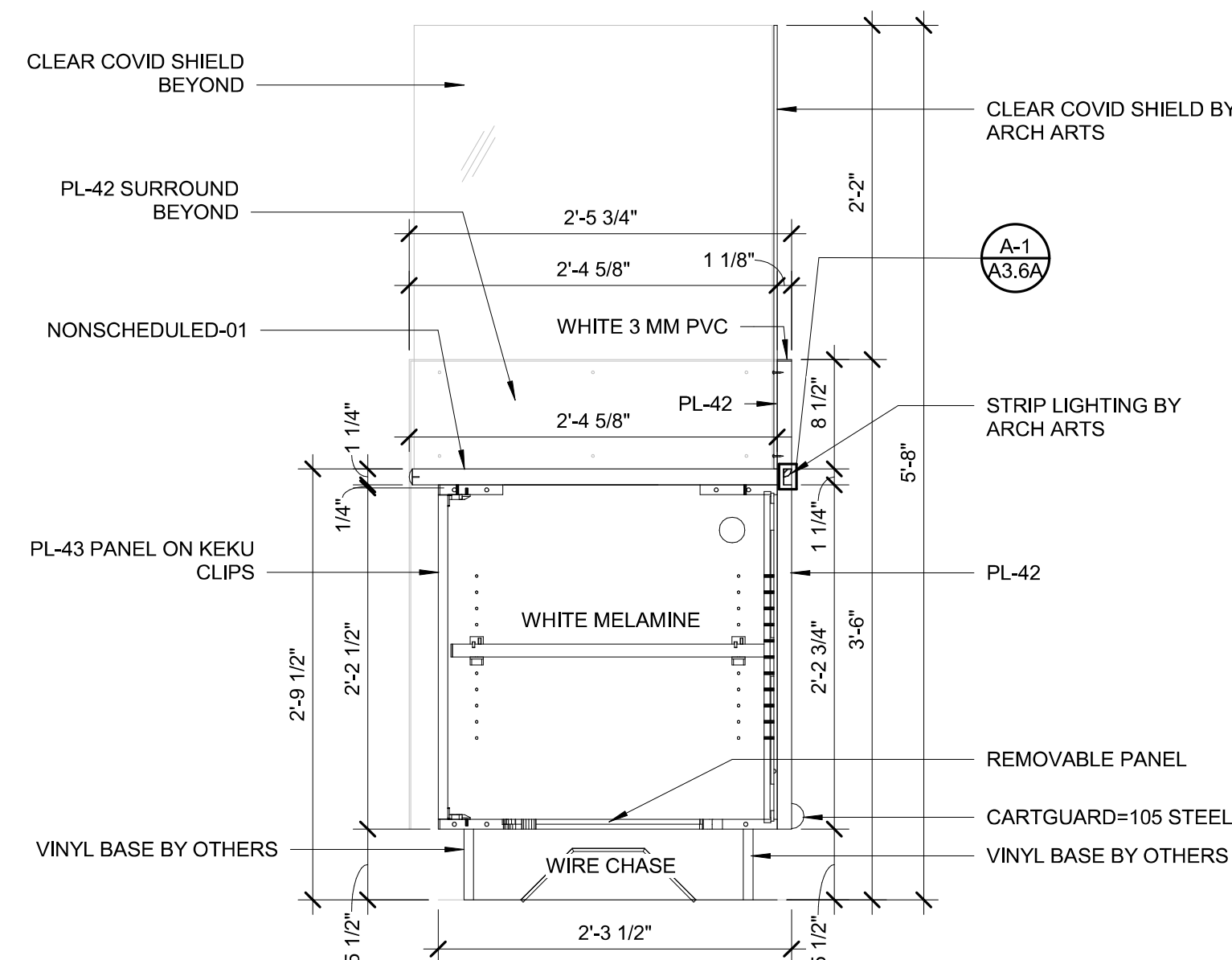
13 TV MOUNT DETAIL  
SCALE: 1" = 1'-0"



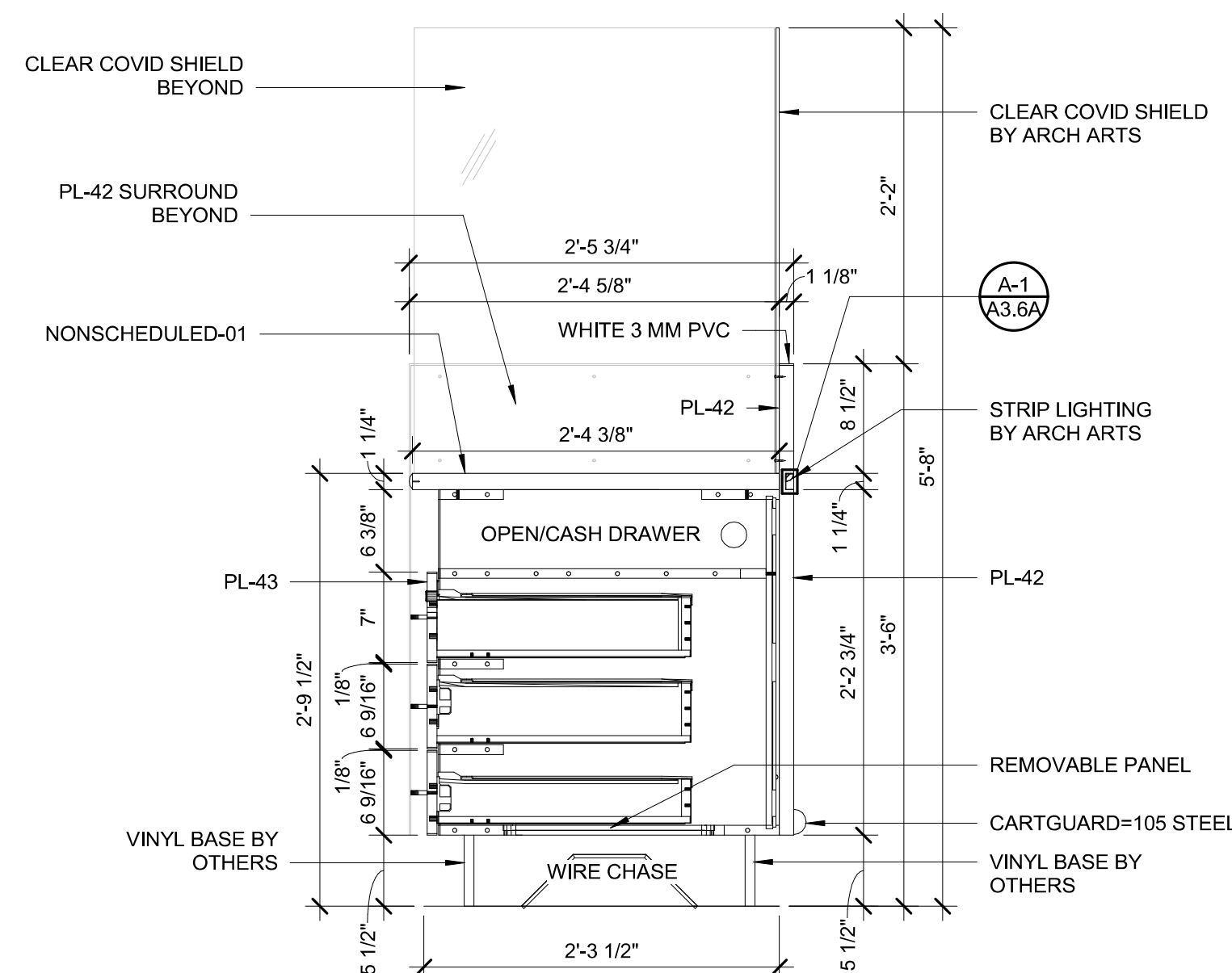
E SECTION E  
SCALE: 1" = 1'-0"



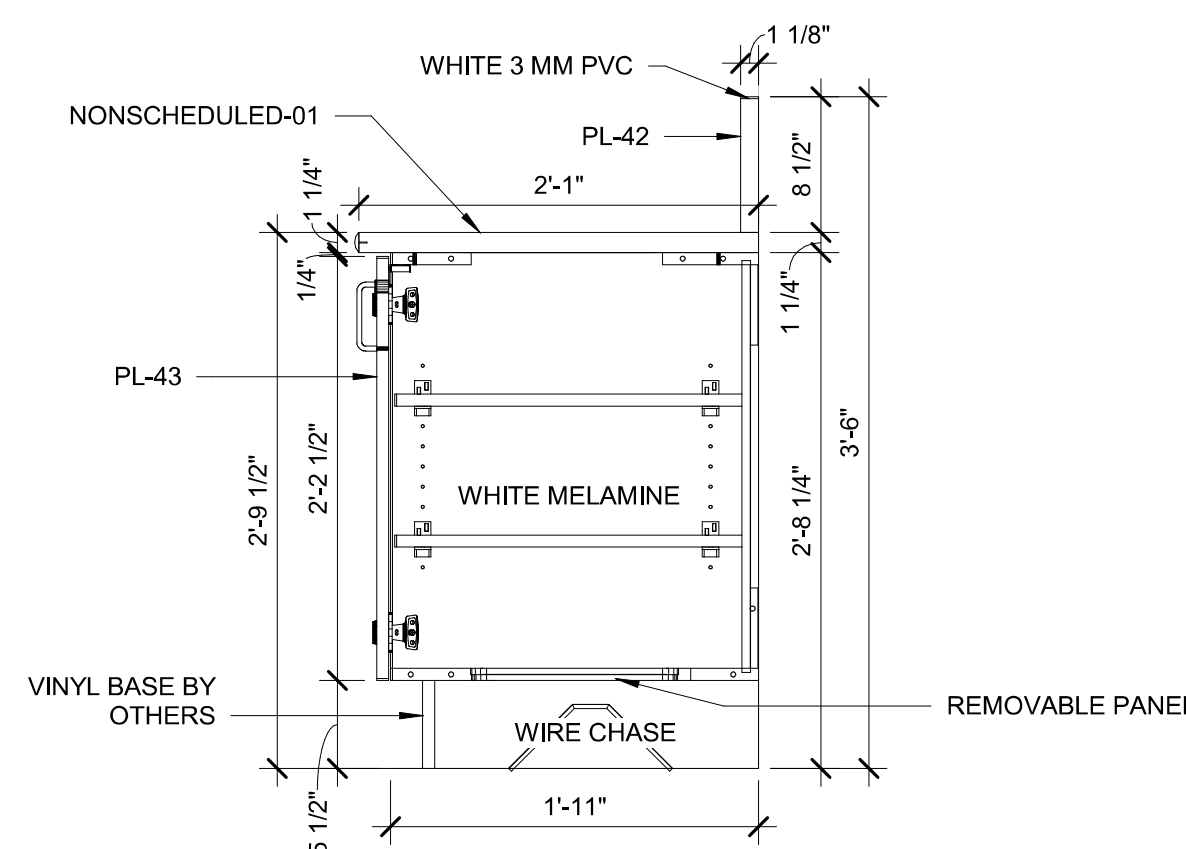
D SECTION D  
SCALE: 1" = 1'-0"



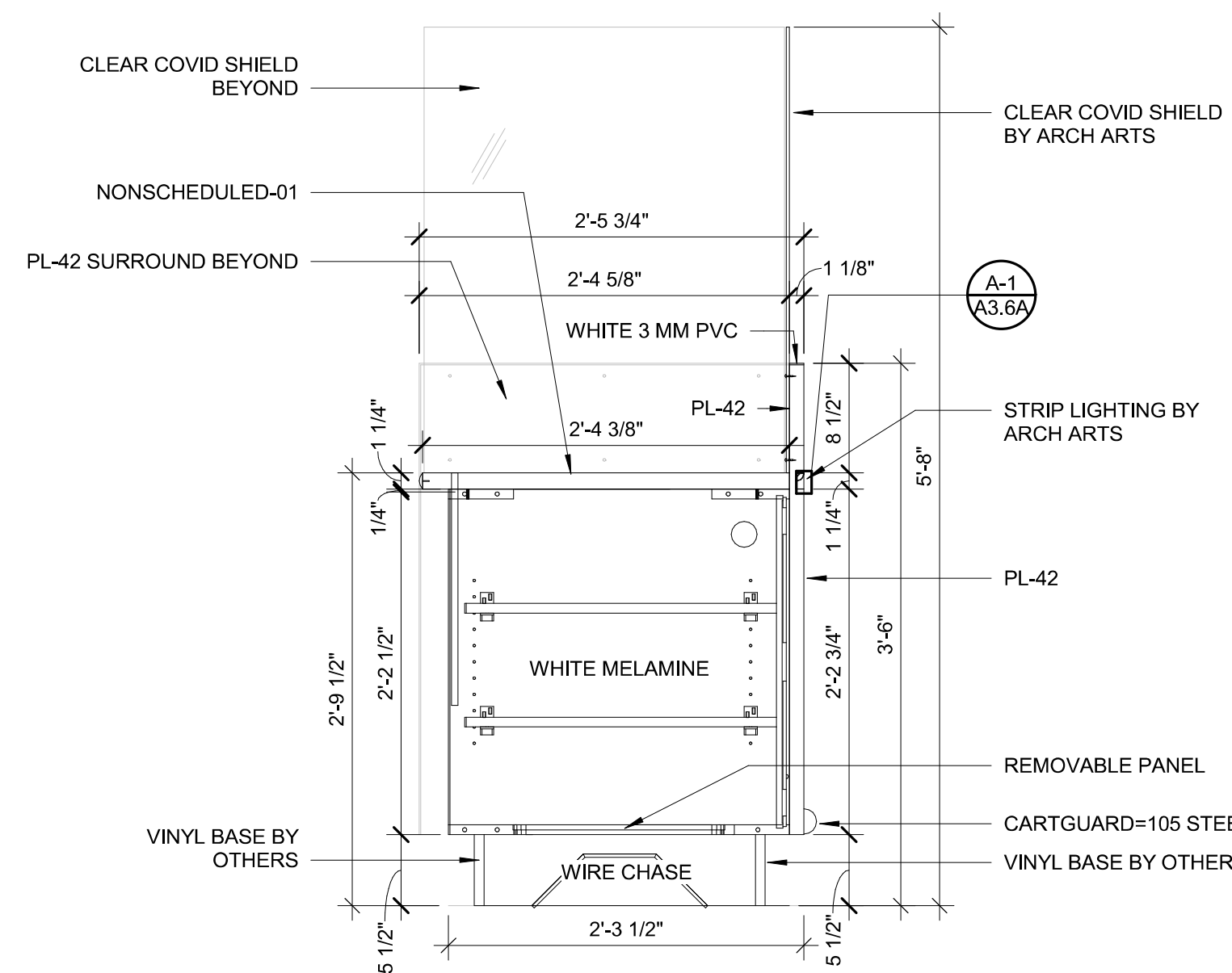
F SECTION F  
SCALE: 1" = 1'-0"



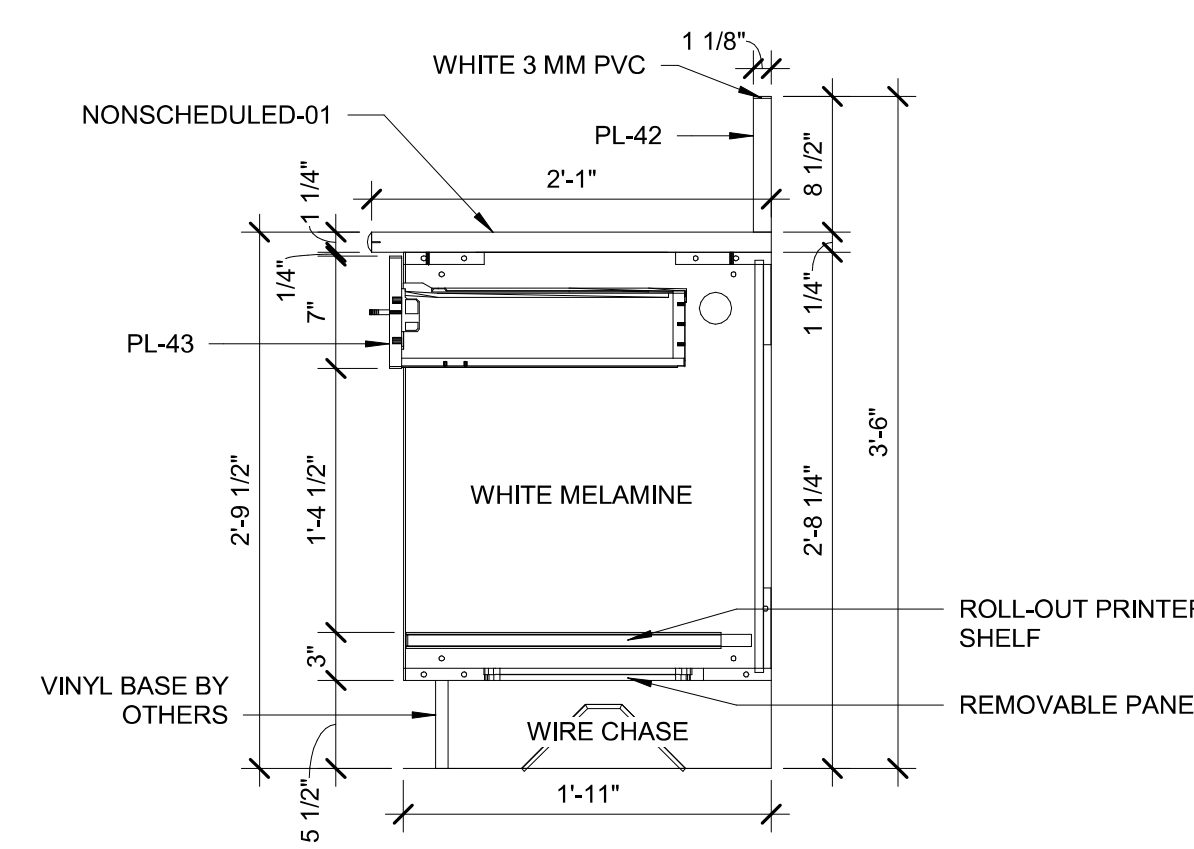
C SECTION C  
SCALE: 1" = 1'-0"



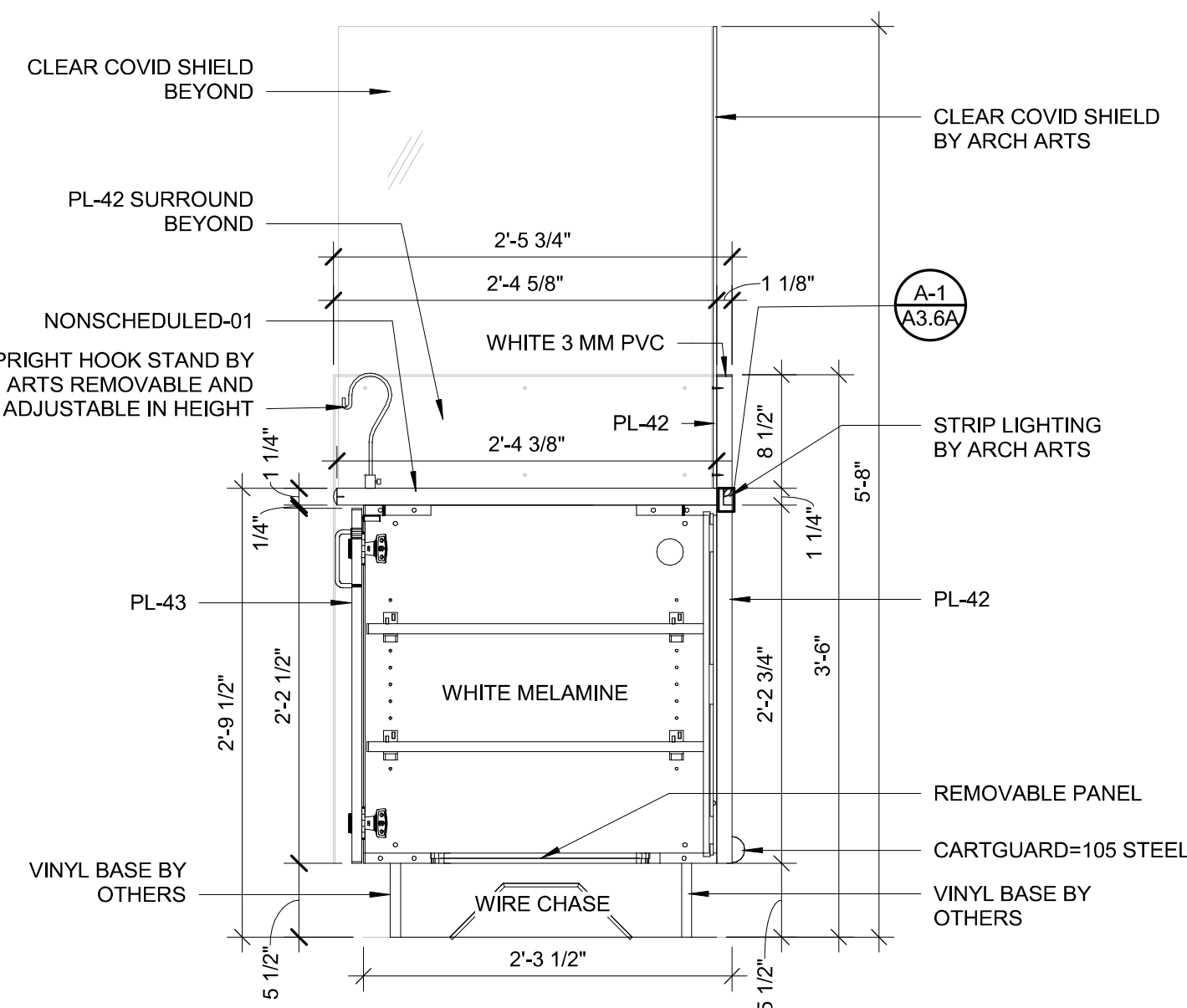
G SECTION G  
SCALE: 1" = 1'-0"



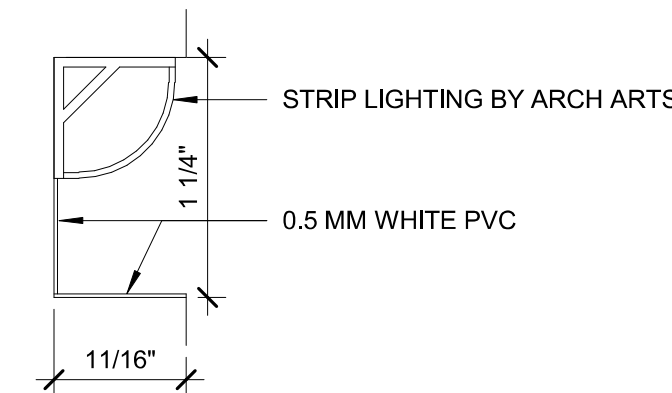
B SECTION B  
SCALE: 1" = 1'-0"



H SECTION H  
SCALE: 1" = 1'-0"



A SECTION A  
SCALE: 1" = 1'-0"



A-1 SECTION A-1  
SCALE: 12" = 1'-0"

10/22/2020 10:22:45 PM

REVISION	DATE BY

**brr**

Architect of Record:  
David Richard Schukai  
BRR Architecture, Inc.  
Kansas City  
Overland Park  
Phoenix  
Portland  
Pittsburgh  
Raleigh  
San Francisco  
Seattle  
Tampa  
Washington, DC  
Tel: 913-262-9095  
Fax: 913-262-9044


PROFESSIONAL SEAL

STATE OF MISSOURI  
RICHARD A. MAJORS, JR.  
ARCHITECT  
NUMBER 000000000  
EXPIRATION DATE 12/31/2020  
David Richard Schukai  
Architect  
Missouri License No. A-007181

LOCATION  
LEE'S SUMMIT, MO #2

HY-VEE INC.  
5820 WESTTOWN PARKWAY  
WEST DES MOINES, IOWA 50386  
TEL: (515) 281-2800  
FAX: (515) 281-2335

**HyVee**  
EMPLOYEE OWNED



ENLARGED PLAN  
& ELEVATIONS -  
AOL

PROJECT MANAGER SB	CHECKED BY JPS
DRAWN BY: AP	DATE: 10/20/2020
SCALE: As indicated	JOB NUMBER: 62930547

SHEET:  
**A3.6A**



REVISION		DATE BY
1	AS1#1	11/12/20

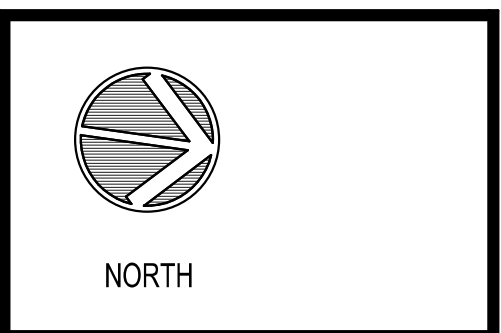
**brr**

Architect of Record:  
BRR Architecture, Inc.  
Kansas City  
8131 Metcalf Avenue  
Suite 300  
Overland Park, KS 66204  
Phone: 913-262-9095  
Fax: 913-262-9044  
Richard A. Majors, Jr.  
Architect  
Missouri License No. A-007528

LOCATION  
LEE'S SUMMIT, MO #2

HY-VEE INC.  
5820 WESTTOWN PARKWAY  
WEST DES MOINES, IOWA 50266  
TEL: (515) 267-2800  
FAX: (515) 267-2335

**HyVee**  
EMPLOYEE OWNED

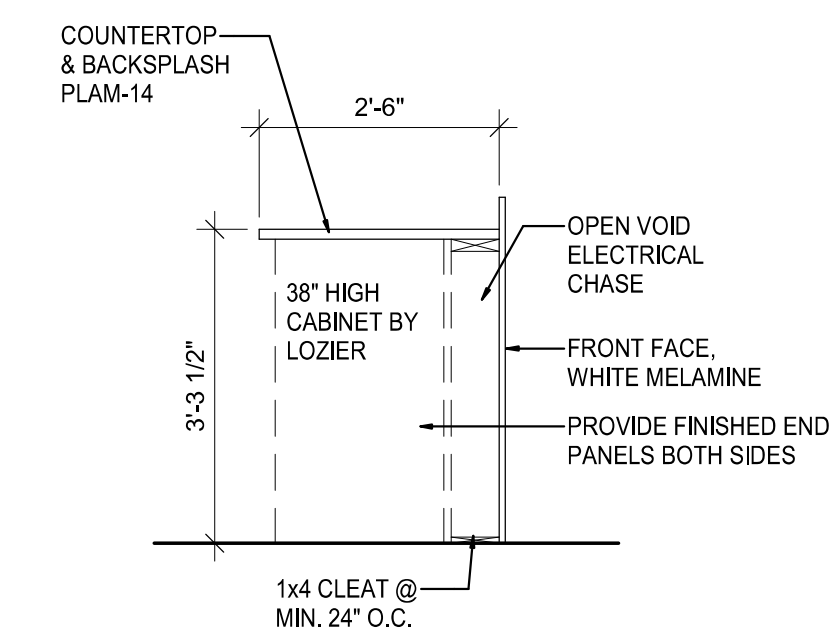


ENLARGED PLAN  
& ELEVATIONS -  
PHARMACY

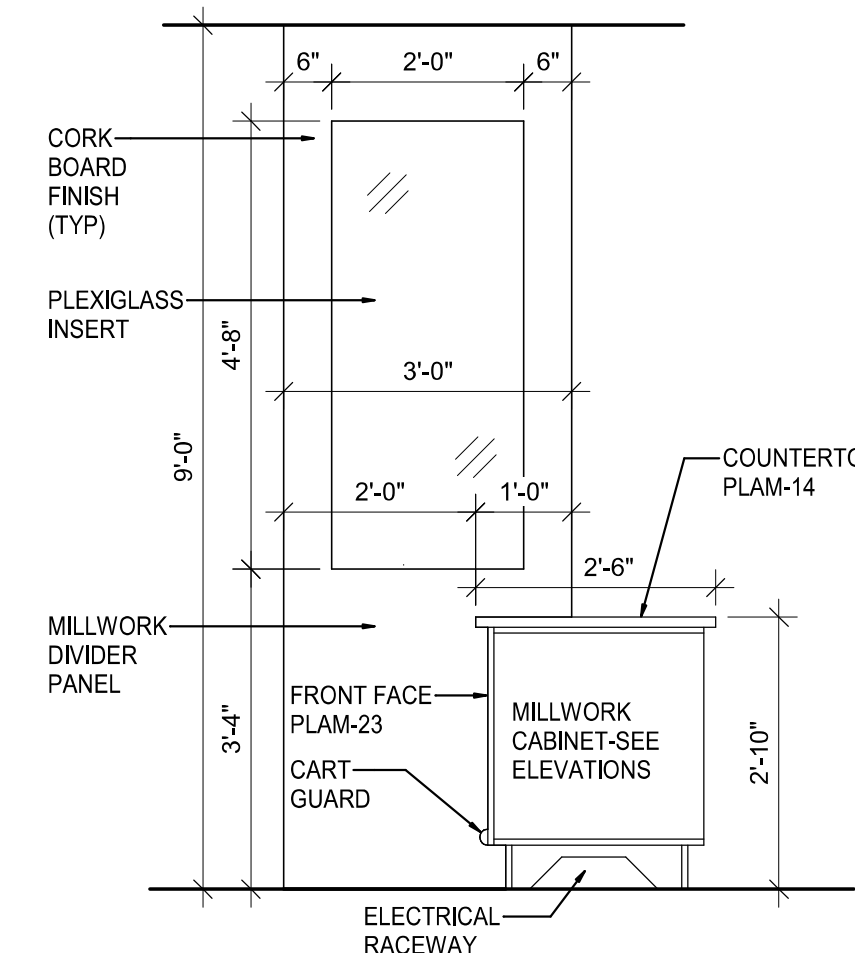
PROJECT MANAGER SB	CHECKED BY JPS
DRAWN BY: JR	DATE: 11/12/20
SCALE: As indicated	JOB NUMBER: 62930547

SHEET:  
**A3.7**

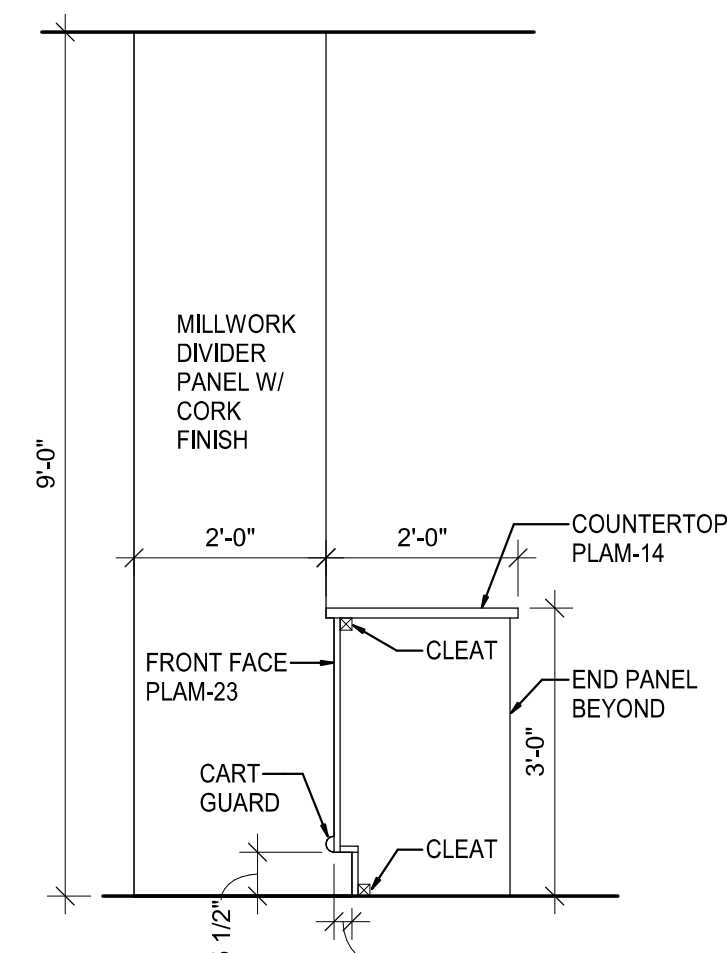
10 **FILL COUNTER SECTION**  
SCALE: 1/2" = 1'-0"



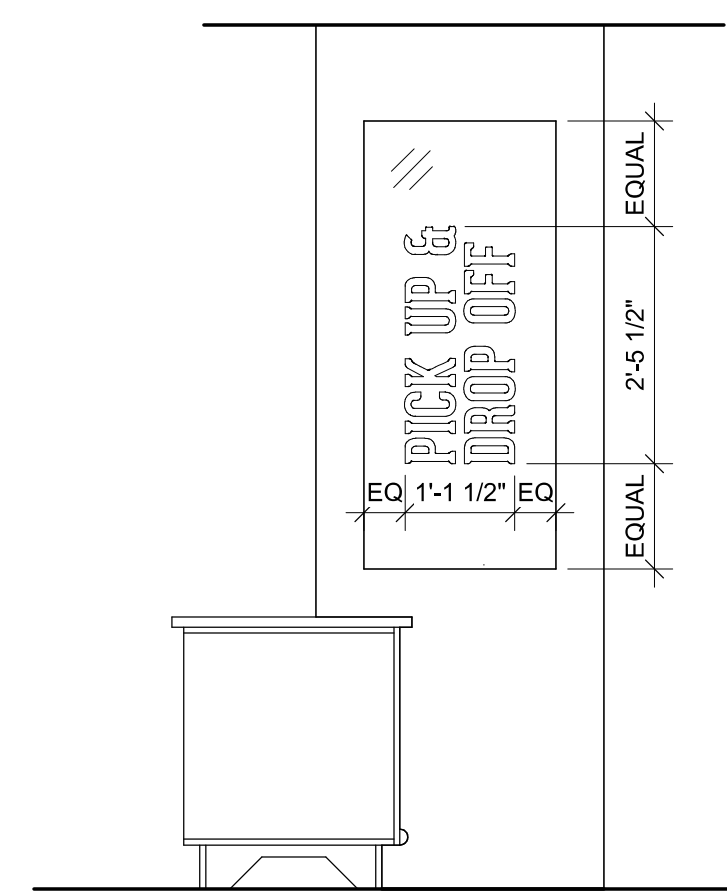
11 **FRONT COUNTER SECTION**  
SCALE: 1/2" = 1'-0"



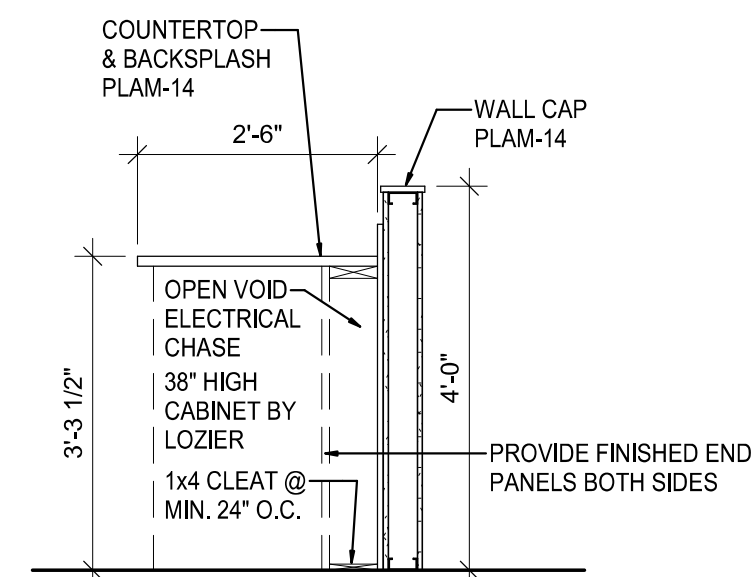
12 **FRONT COUNTER SECTION**  
SCALE: 1/2" = 1'-0"



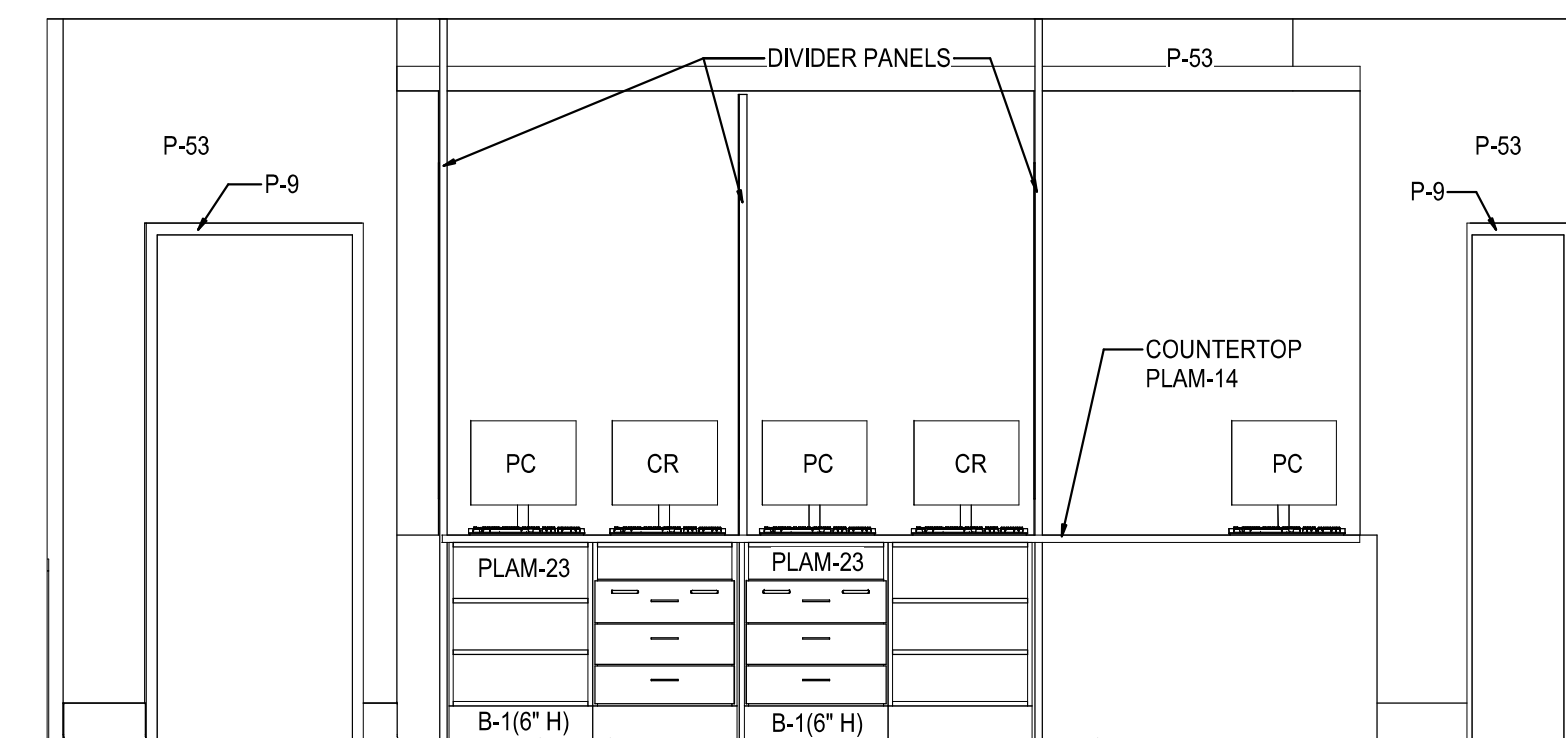
13 **FRONT COUNTER SECTION**  
SCALE: 1/2" = 1'-0"



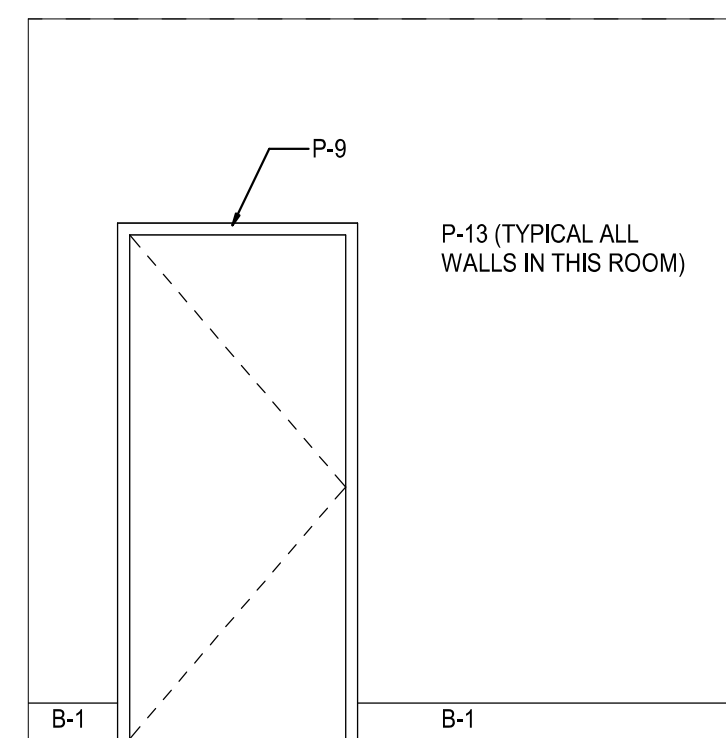
14 **FILL COUNTER SECTION**  
SCALE: 1/2" = 1'-0"



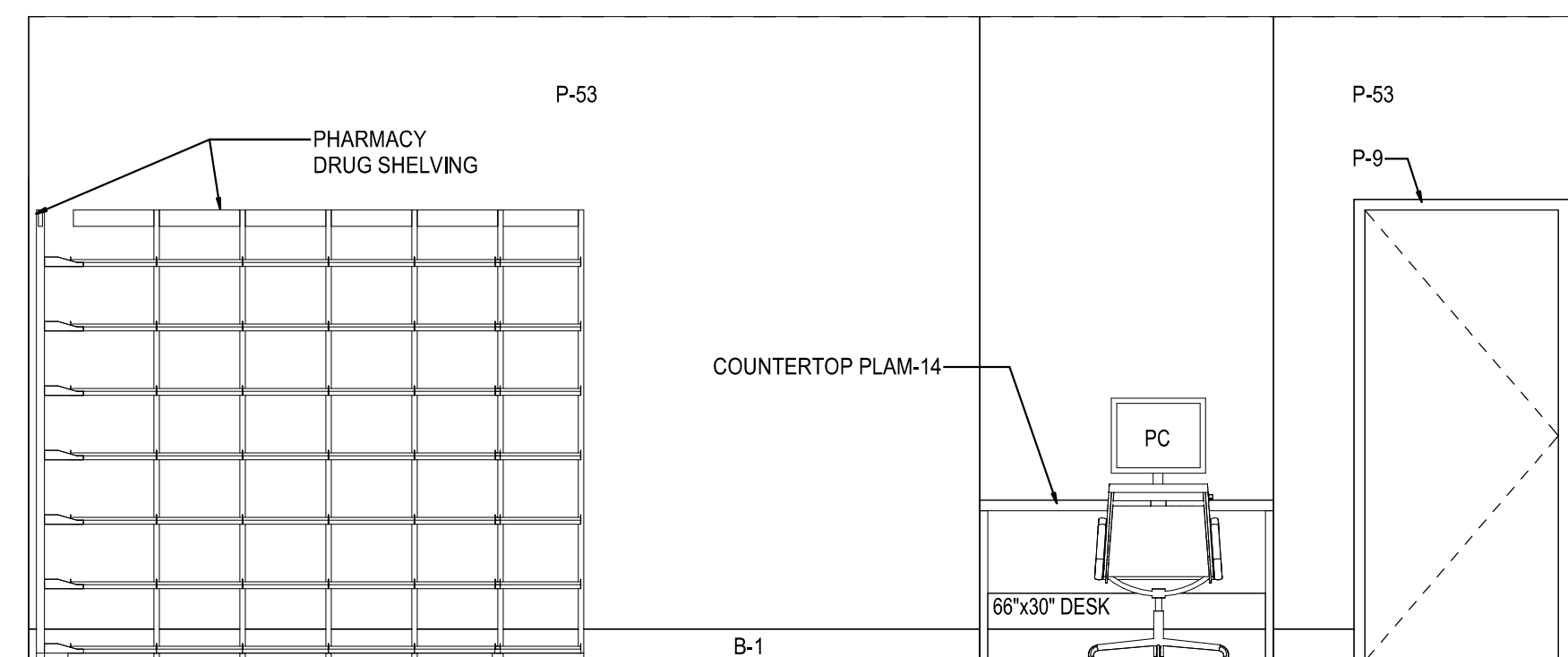
6 **ELEVATION**  
SCALE: 3/8" = 1'-0"



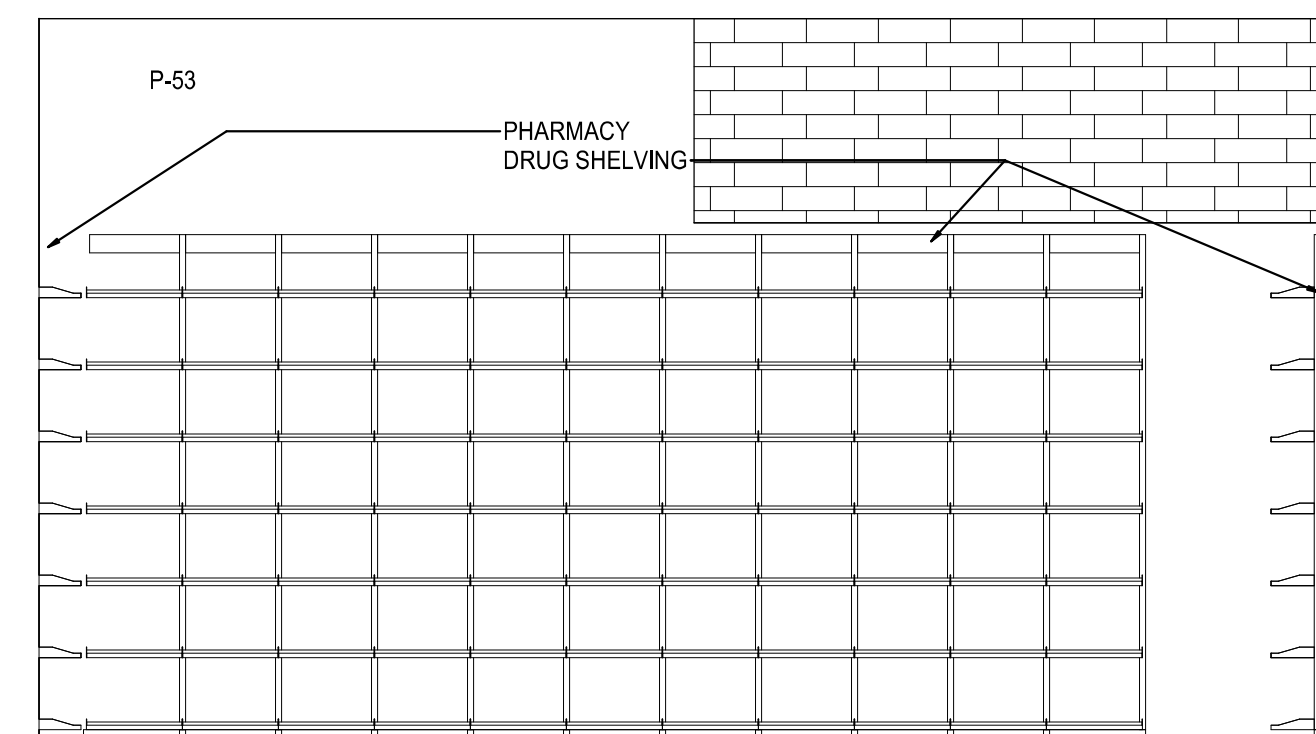
7 **ELEVATION**  
SCALE: 3/8" = 1'-0"



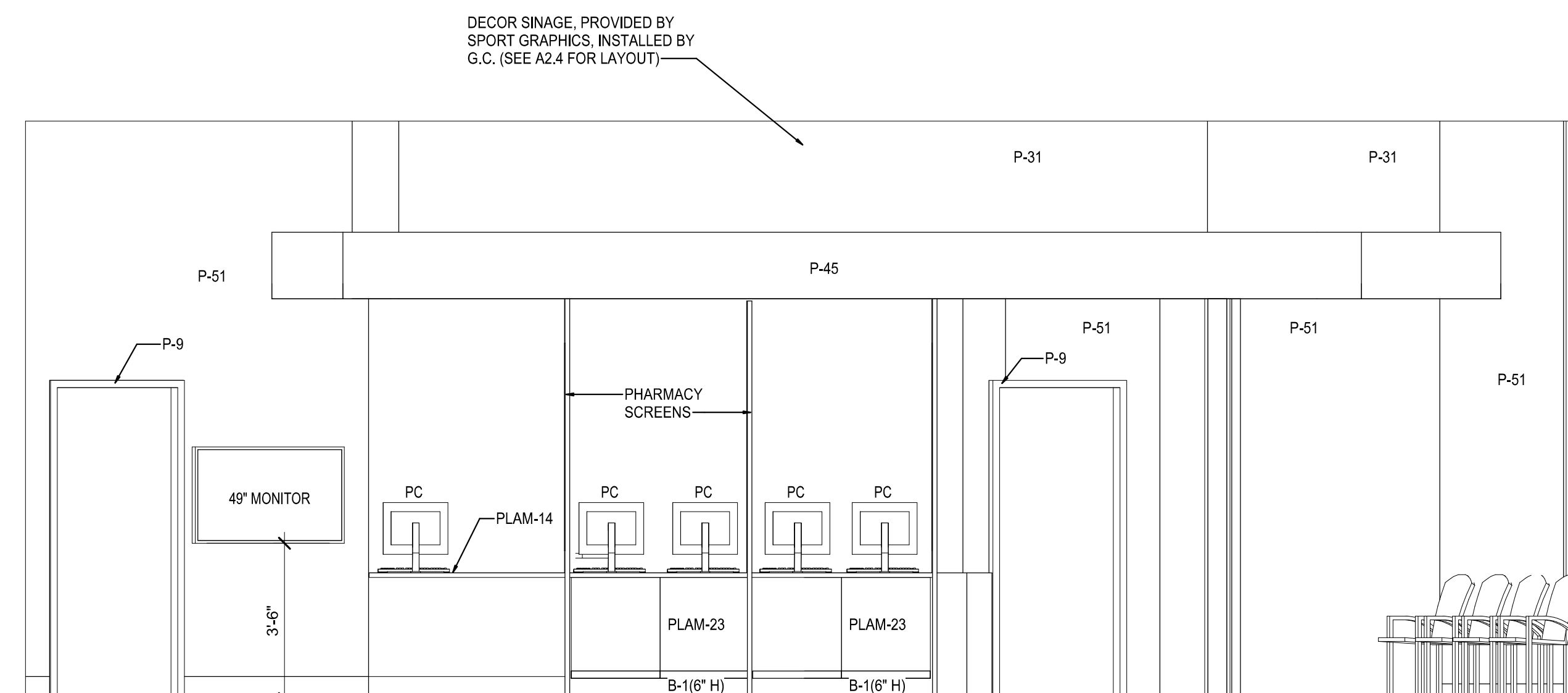
4 **ELEVATION**  
SCALE: 3/8" = 1'-0"



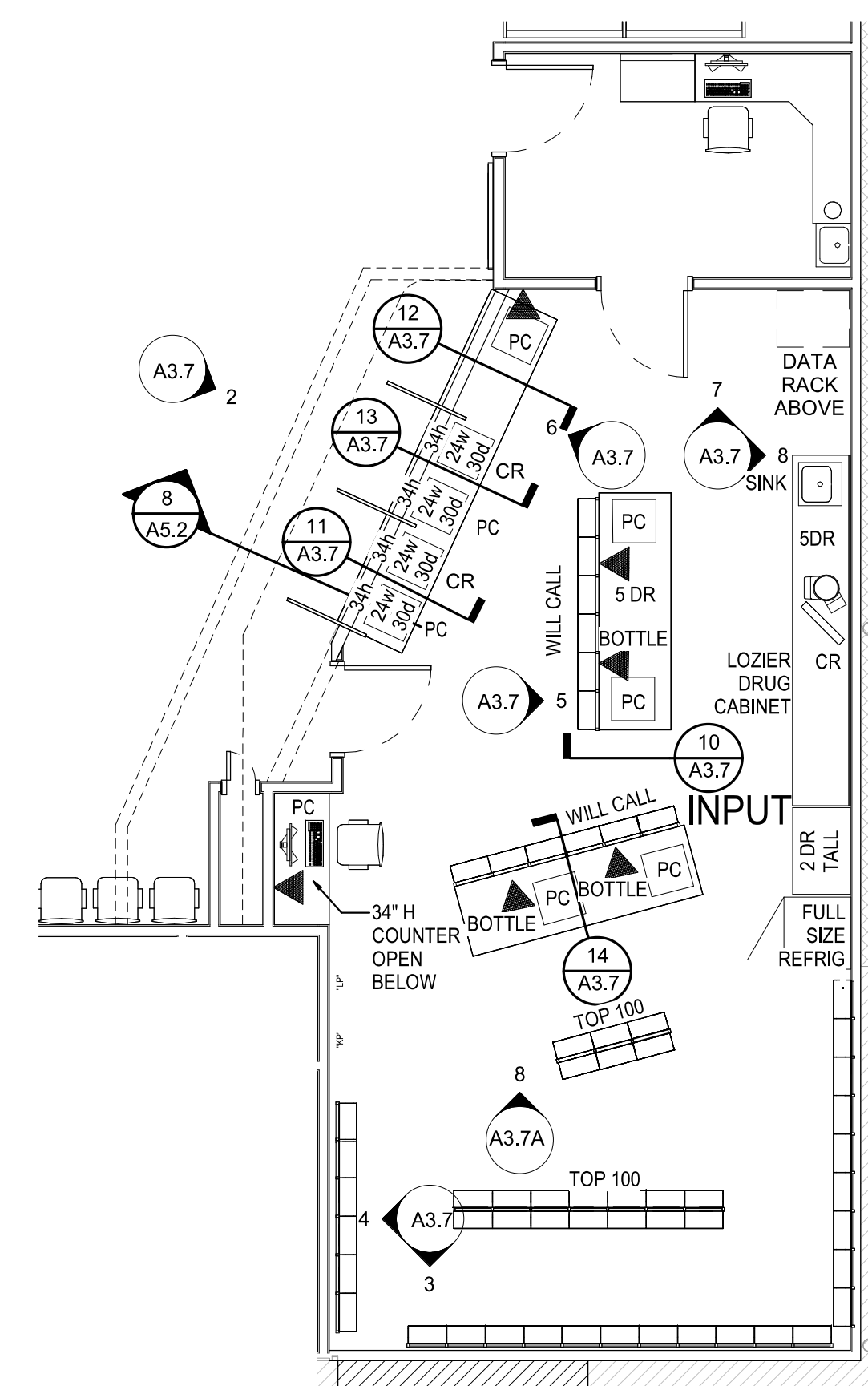
3 **ELEVATION**  
SCALE: 3/8" = 1'-0"



2 **ELEVATION**  
SCALE: 3/8" = 1'-0"



1 **PARTIAL FLOOR PLAN - PHARMACY**  
SCALE: 3/16" = 1'-0"



**GENERAL NOTES**  
FOR FINISH SCHEDULE SEE SHEET A2.2.

11/12/2020 1:26:45 PM



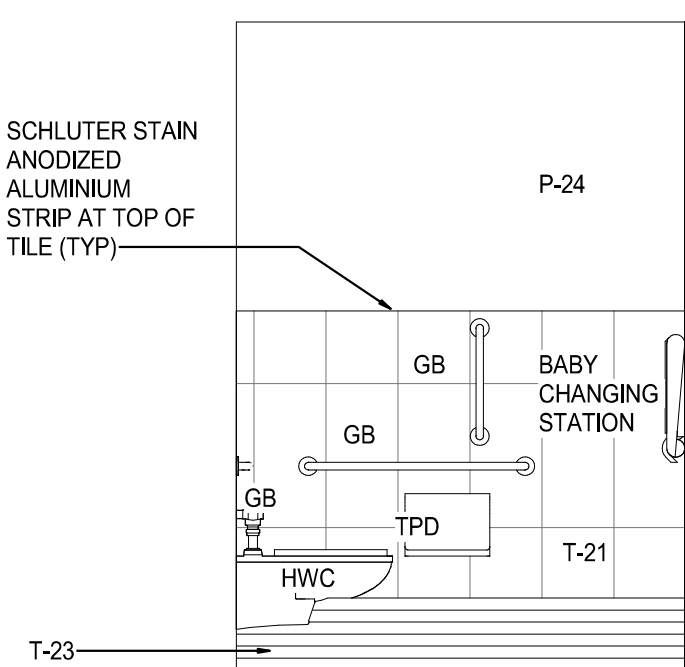
GENERAL NOTES

FOR FINISH SCHEDULE SEE SHEET A2.2.

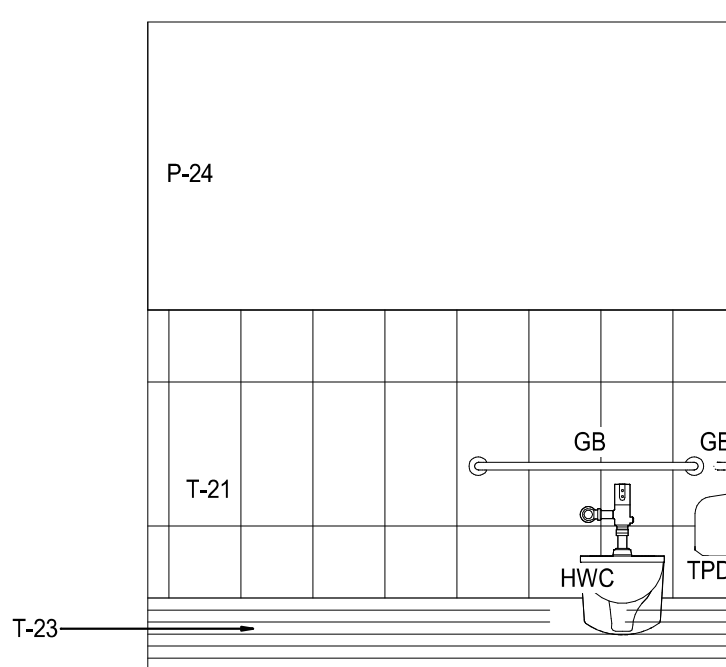
FLOOR FINISH SCHEDULE - CLINIC

KEY	TYPE	MANUFACTURER	SIZE	COLOR	NOTES
F-2C	PORCELAIN TILE	StonePeak CERAMICS, INC. CONTACT: TRACIE LILLARD (SUNDERLAND BROTHERS CO.)	12" X 24"	SIMPLY MODERN, COFFEE GROUT: TruColor BY BOSTIK FRENCH GRAY H142/STORM-DG06	RESTROOM FLOOR TILE (LAYOUT TO BE STACKED)
P-1C	PAINT	SHERWIN WILLIAMS		SW 6106 KILIM BEIGE	EGGSHELL FINISH - USED OUTSIDE OF CLINIC
P-2C	PAINT	SHERWIN WILLIAMS		SW 6148 WOOL SKEIN	EGGSHELL FINISH - USED IN CLINIC
P-3C	PAINT	SHERWIN WILLIAMS		SW 7020 BLACK FOX	GLOSS FINISH - DOOR FRAMES
P-4C	PAINT	SHERWIN WILLIAMS		SW 7044 AMAZING GRAY	EGGSHELL FINISH - RESTROOM WALLS
P-5C	PAINT	SHERWIN WILLIAMS		DIAMOND VOGEL DV 7808 W1-6Y10; G2-22; Y1-14+1+01; Y3-4Y16+01	EGGSHELL FINISH - ACCENT WALLS
C4	CEILING (ACCOUSTIC)	ARMSTRONG USG	2' X 2'	DUNE #1774, WHITE OLYMPIA MICRO CLIMAPLUS #4221	ARMSTRONG GRID - G-30 PRELUDE USG GRID - DX/DXL
C5	CEILING (PAINT ON GYP.)	SHERWIN WILLIAMS		SW 7006 EXTRA WHITE	EPOXY PAINT
T-1C	PORCELAIN TILE	StonePeak CERAMICS, INC. CONTACT: TRACIE LILLARD (SUNDERLAND BROTHERS CO.)	12" X 24"	SIMPLY MODERN, TAN GROUT: TruColor BY BOSTIK MISTY GRAY H144/OCEAN GRAY D-G05	RESTROOM WALL TILE
T-2C	PORCELAIN TILE	StonePeak CERAMICS, INC. CONTACT: TRACIE LILLARD (SUNDERLAND BROTHERS CO.)	12" X 12"	SIMPLY MODERN, TAN GROUT: TruColor BY BOSTIK MISTY GRAY H144/OCEAN GRAY D-G05	RESTROOM WALL BASE TILE
T-3C	PORCELAIN TILE	FLORIDA TILE CONTACT: TRACIE LILLARD	12" X 12"	PIETRA ART BLISS COLOR FOSSIL ROCK NS385 RSP5/8 GROUT: TruColor BY BOSTIK	RESTROOM WALL ACCENT TILE
B-1C	VINYL BASE	JOHNSONITE	4"	#63 BURNT UMBER	USED OUTSIDE OF CLINIC TO MATCH EXISTING
CG-1	CORNER GUARD	KOROGUARD	1" X 1"	STAINLESS STEEL (5'-0" TALL)	USED THROUGHOUT SALES FLOOR
CG-2	CORNER GUARD	CS ACROVYN		#920 ALMOND (FULL HEIGHT)	USED IN CLINIC
PLAM-1C	PLASTIC LAMINATE	FORMICA		PECAN WODLINE #5883-58 MATTE (VERT. GRAIN)	USED IN CLINIC, CABINETS
SSM-1C	SOLID SURFACE	CORIAN		BURLED BEACH	USED IN CLINIC, COUNTERS
WC-1C	WALL COVERING	ACROVYN	.060" THICK	#920 ALMOND	USED IN CLINIC, EXAM ROOMS ABOVE BASE TO 52" AFF

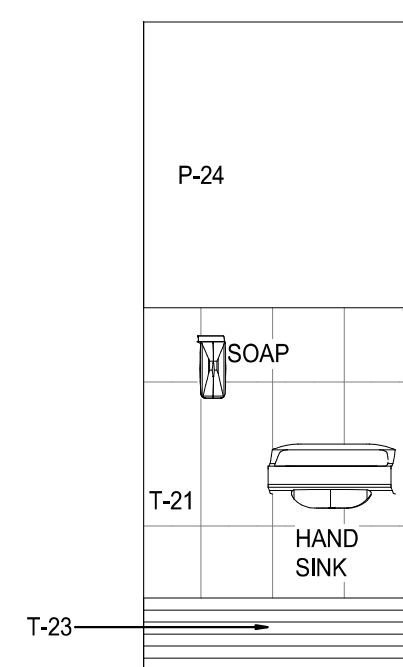
NOTES:  
1) ALL CABINET INTERIORS TO BE WHITE MELAMINE U.N.O.



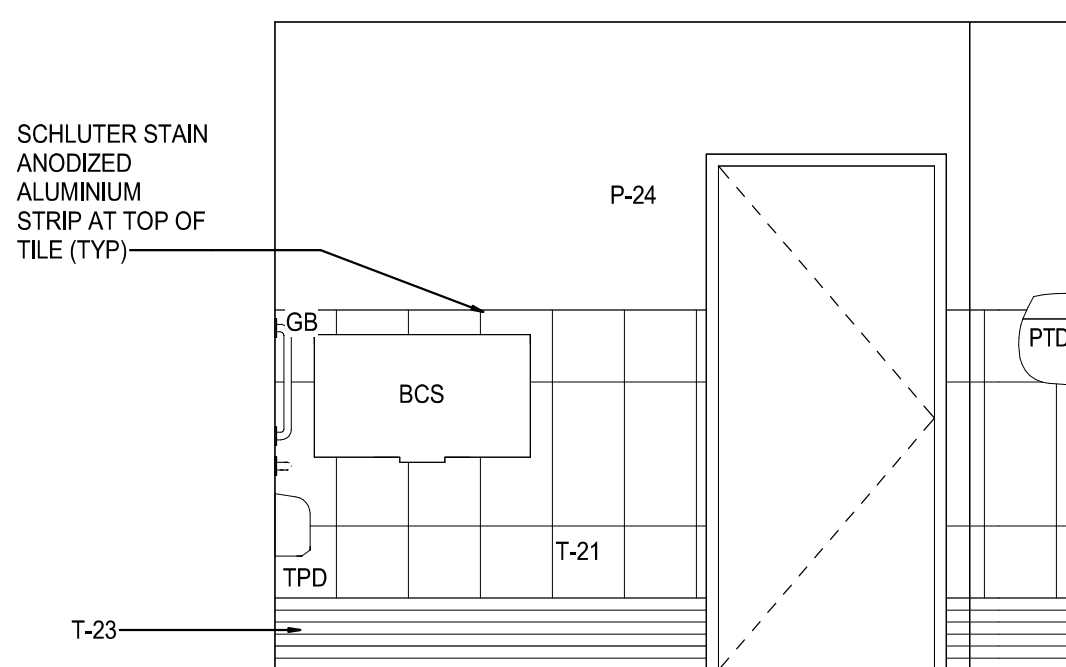
16 ELEVATION  
SCALE: 3/8" = 1'-0"



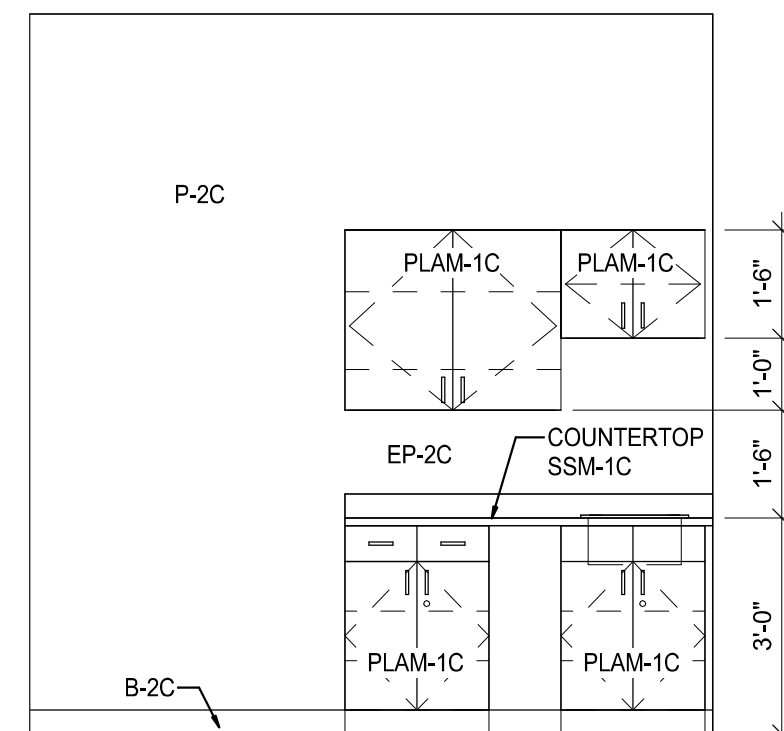
15 ELEVATION  
SCALE: 3/8" = 1'-0"



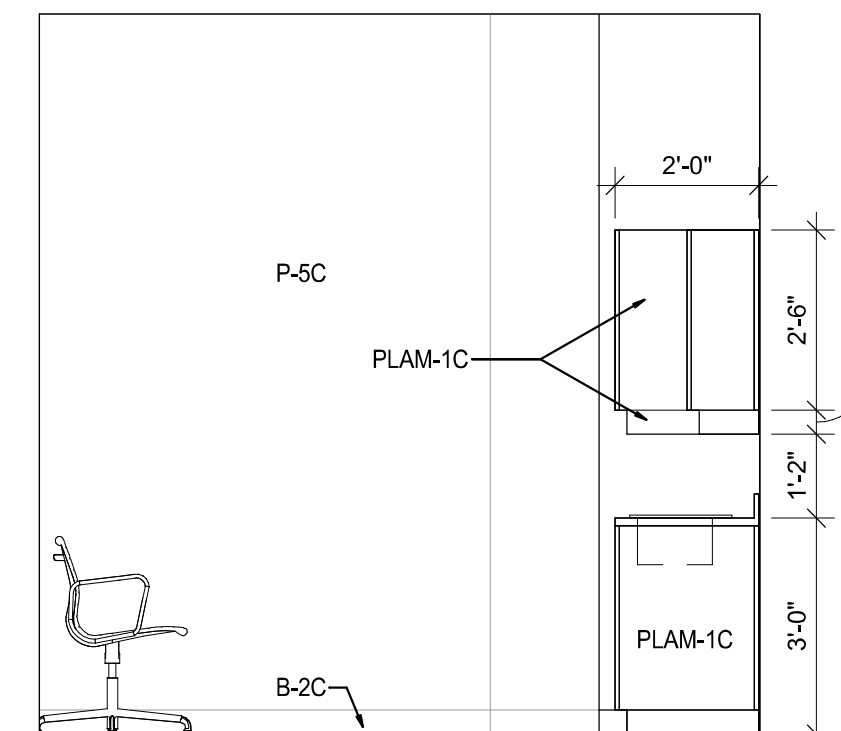
14 ELEVATION  
SCALE: 3/8" = 1'-0"



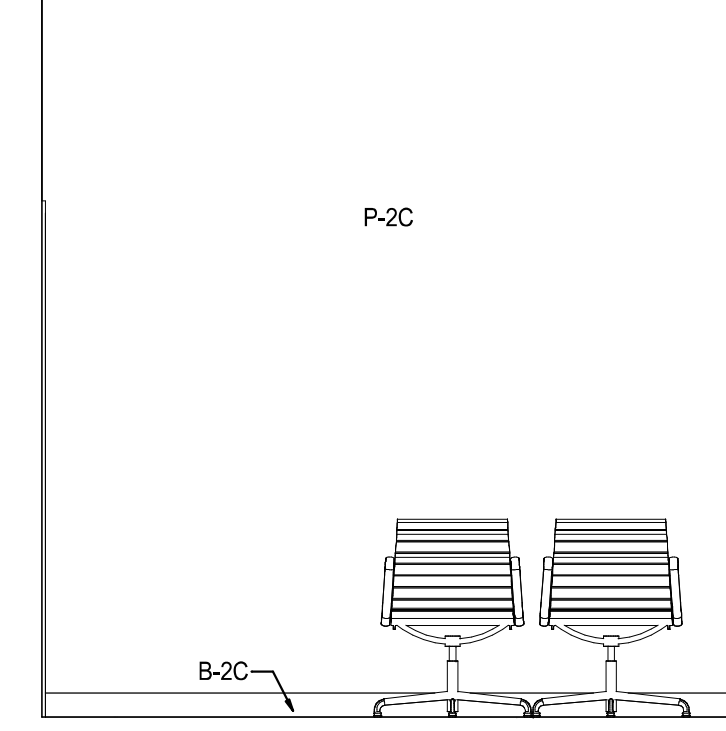
13 ELEVATION  
SCALE: 3/8" = 1'-0"



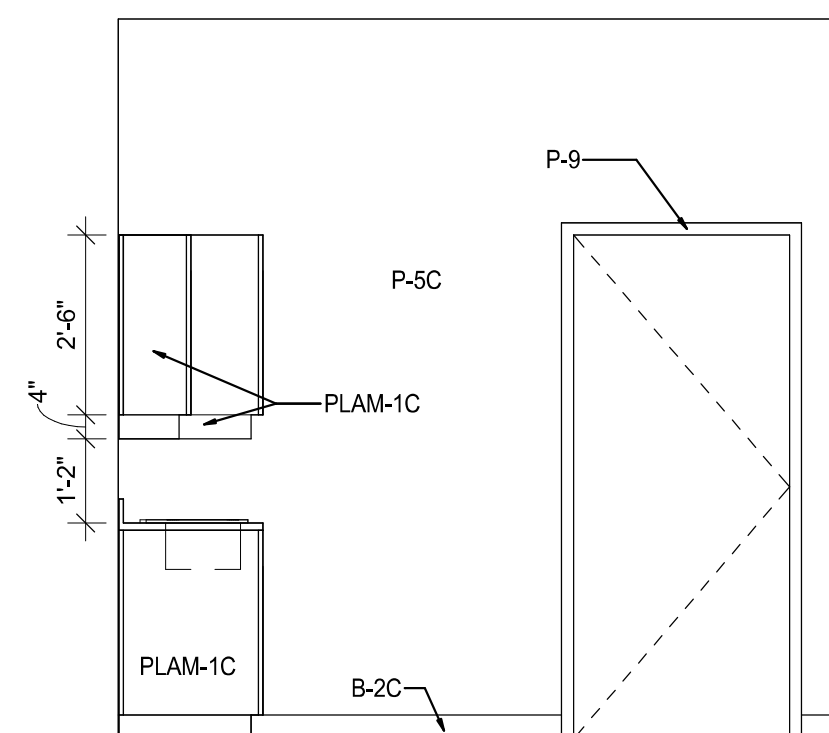
12 ELEVATION  
SCALE: 3/8" = 1'-0"



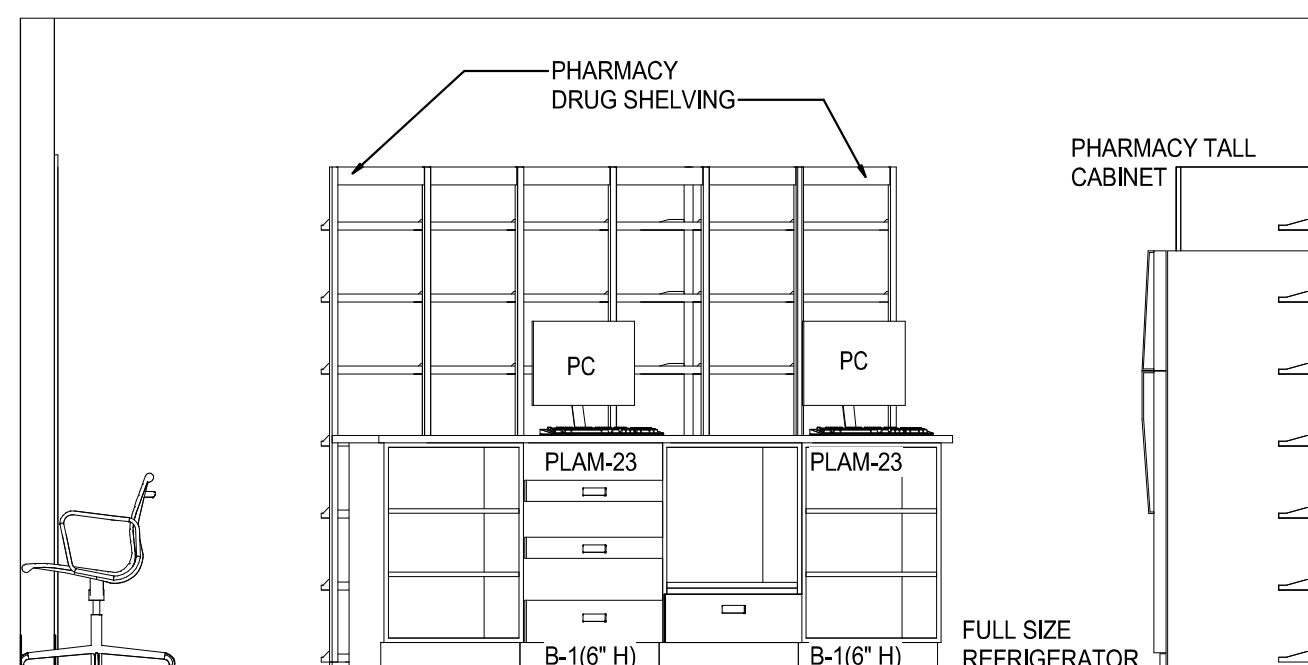
11 ELEVATION  
SCALE: 3/8" = 1'-0"



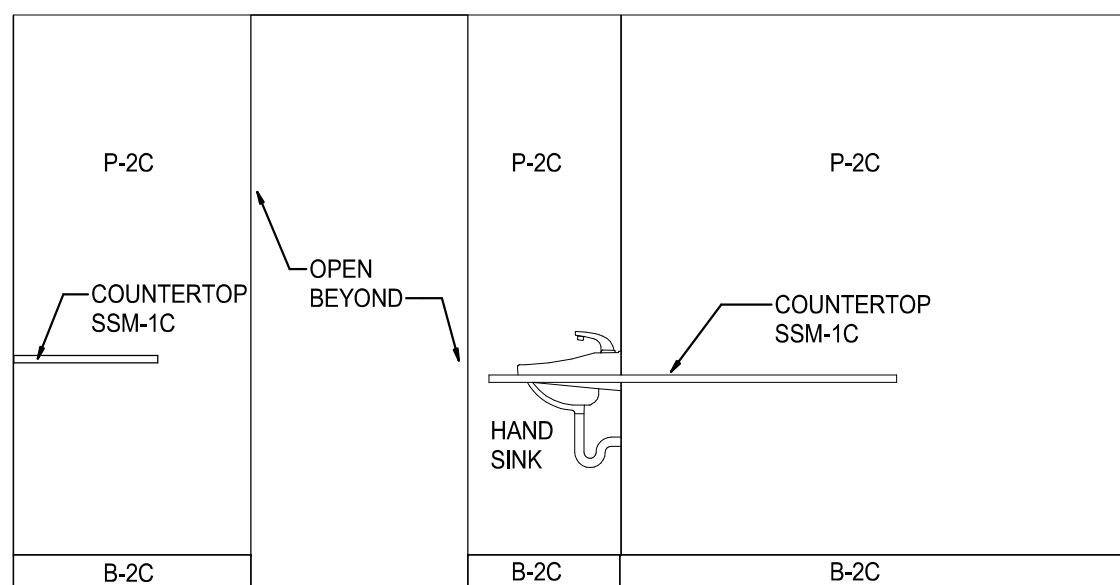
10 ELEVATION  
SCALE: 3/8" = 1'-0"



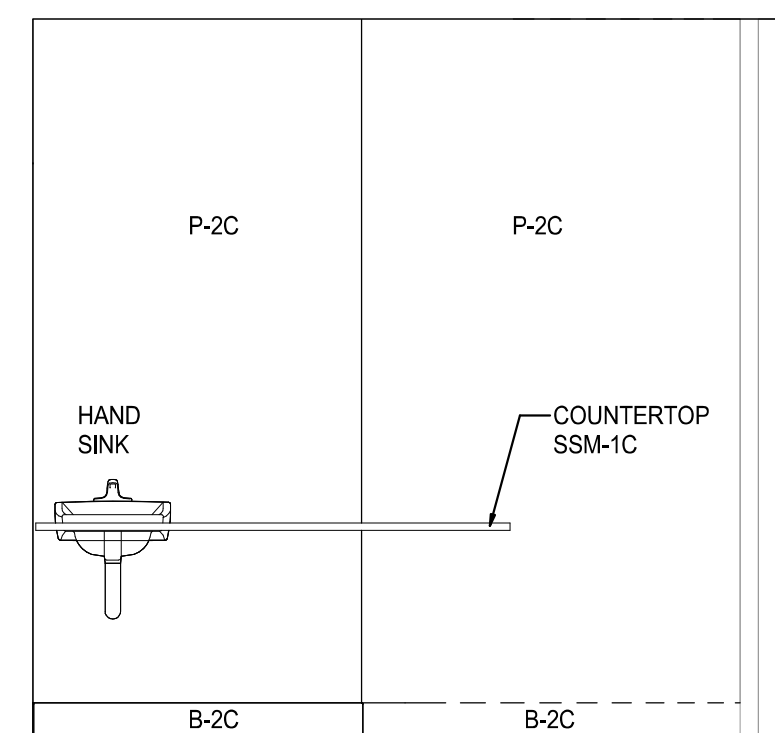
9 ELEVATION  
SCALE: 3/8" = 1'-0"



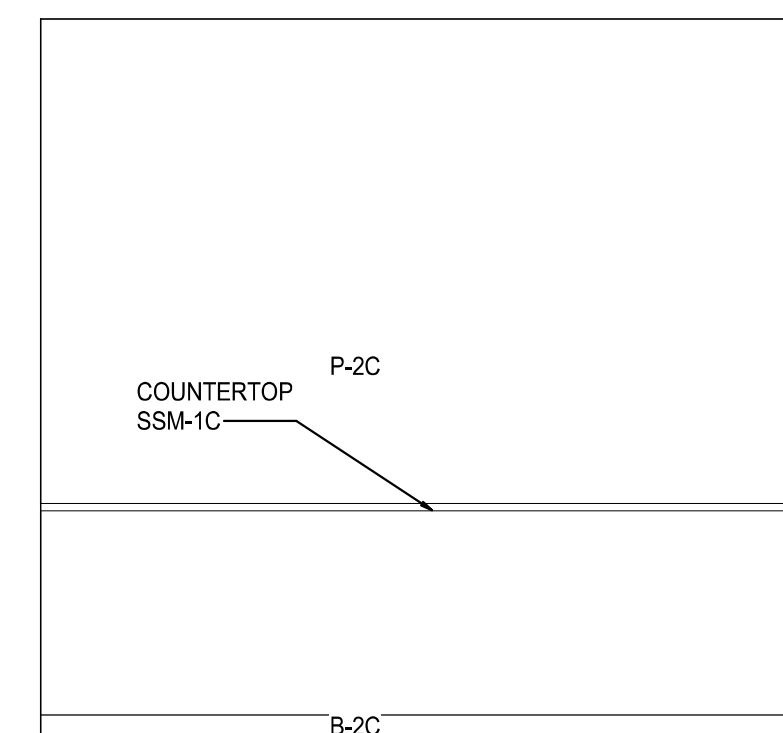
8 ELEVATION  
SCALE: 3/8" = 1'-0"



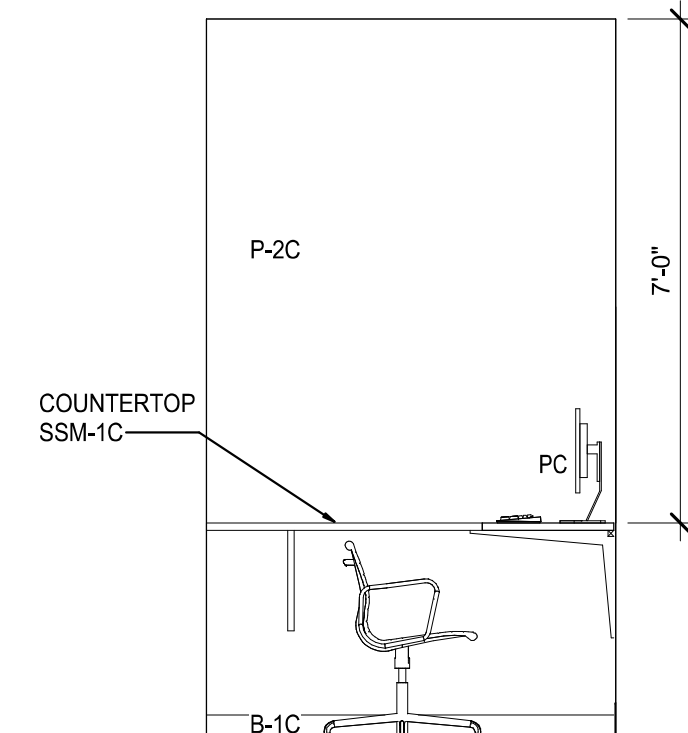
7 ELEVATION  
SCALE: 3/8" = 1'-0"



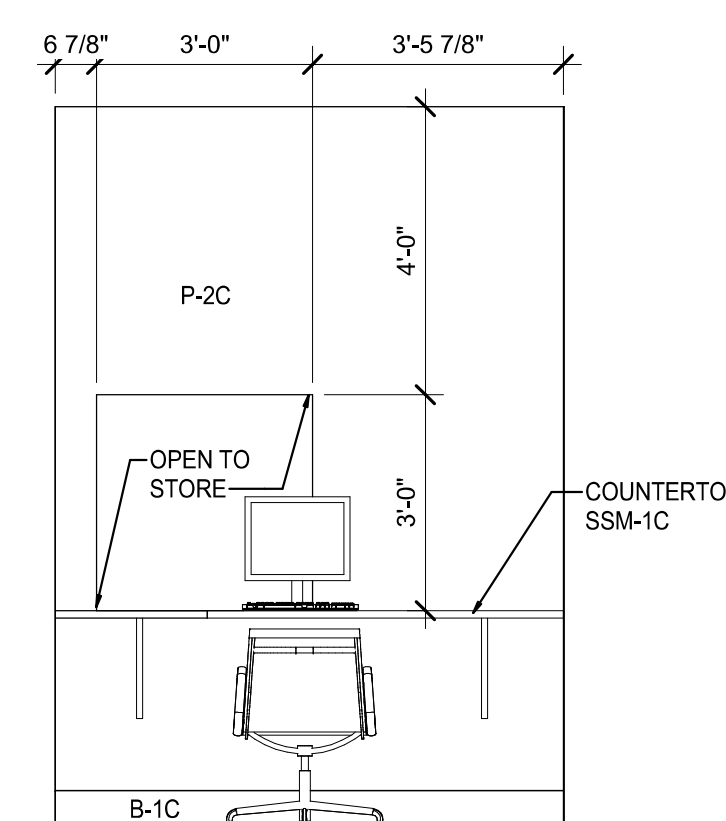
6 ELEVATION  
SCALE: 3/8" = 1'-0"



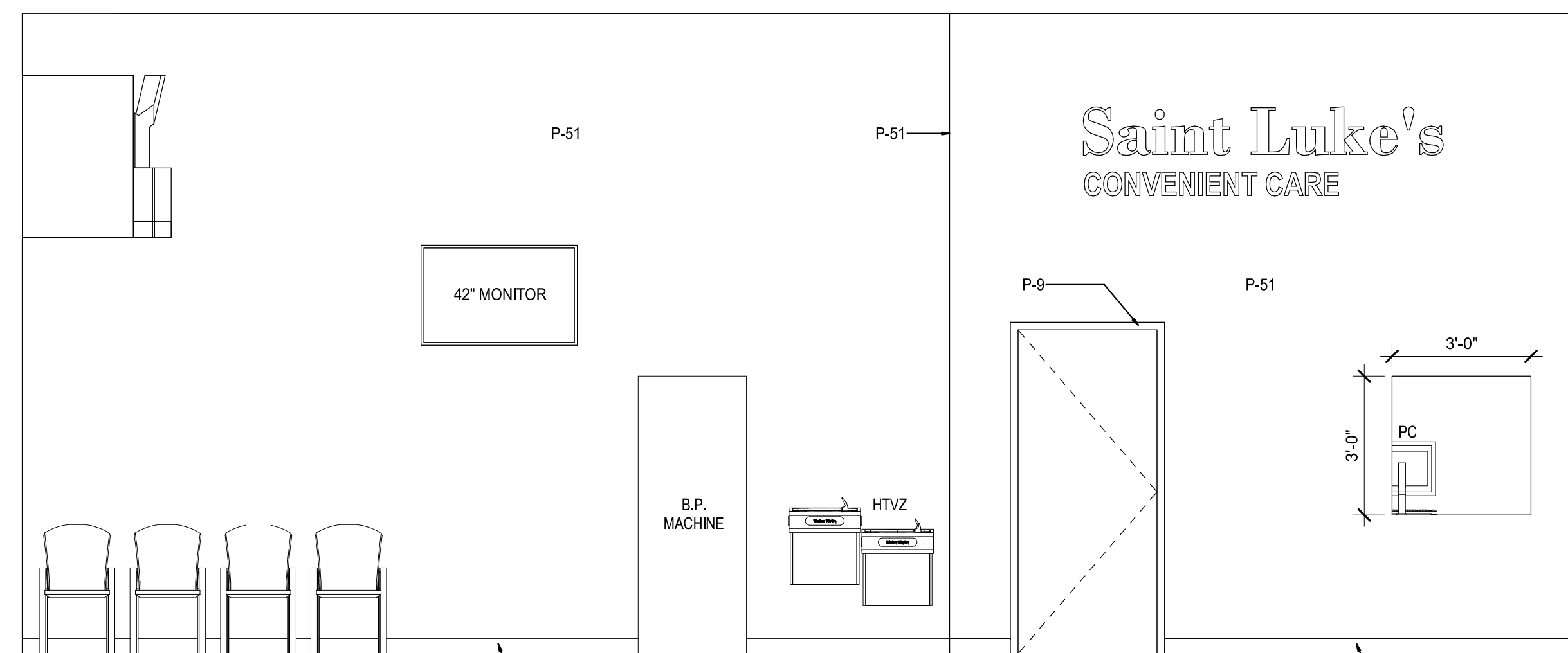
5 ELEVATION  
SCALE: 3/8" = 1'-0"



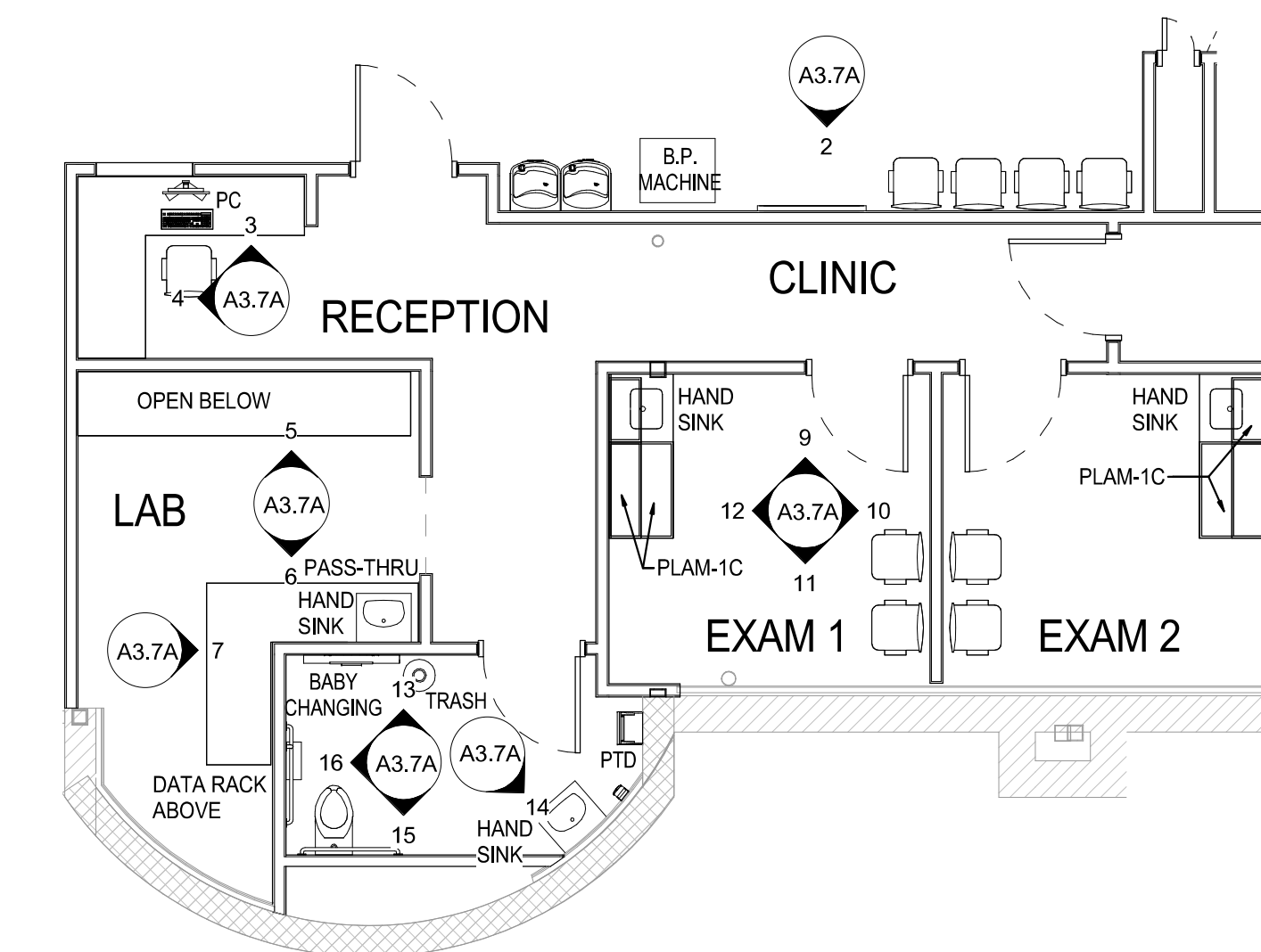
4 ELEVATION  
SCALE: 3/8" = 1'-0"



3 ELEVATION  
SCALE: 3/8" = 1'-0"



2 ELEVATION  
SCALE: 3/8" = 1'-0"



PARTIAL FLOOR PLAN - CLINIC  
1 SCALE: 3/16" = 1'-0"

REVISION

DATE BY

brr

Architect of Record:  
BRR Architecture, Inc.  
Kansas City  
Overland Park, KS 66204  
Tel: 913-262-9095  
Fax: 913-262-9044

PROFESSIONAL SEAL

RICHARD A. MAJORS, JR.  
A 007528  
REGISTERED ARCHITECT

Richard A. Majors, Jr.  
Architect  
Missouri License No. A-007528

LOCATION  
LEE'S SUMMIT, MO #2

HY-VEE, INC.  
5820 WESTOWN PARKWAY  
WEST DES MOINES, IOWA 50386  
TEL: (515) 281-2800  
FAX: (515) 267-2535  
EMPLOYEE OWNED



ENLARGED PLAN  
& ELEVATIONS - CLINIC

PROJECT MANAGER  
SB  
CHECKED BY  
JPS  
DRAWN BY  
AP  
DATE  
10/20/2020  
SCALE  
As indicated  
JOB NUMBER  
62930547  
SHEET

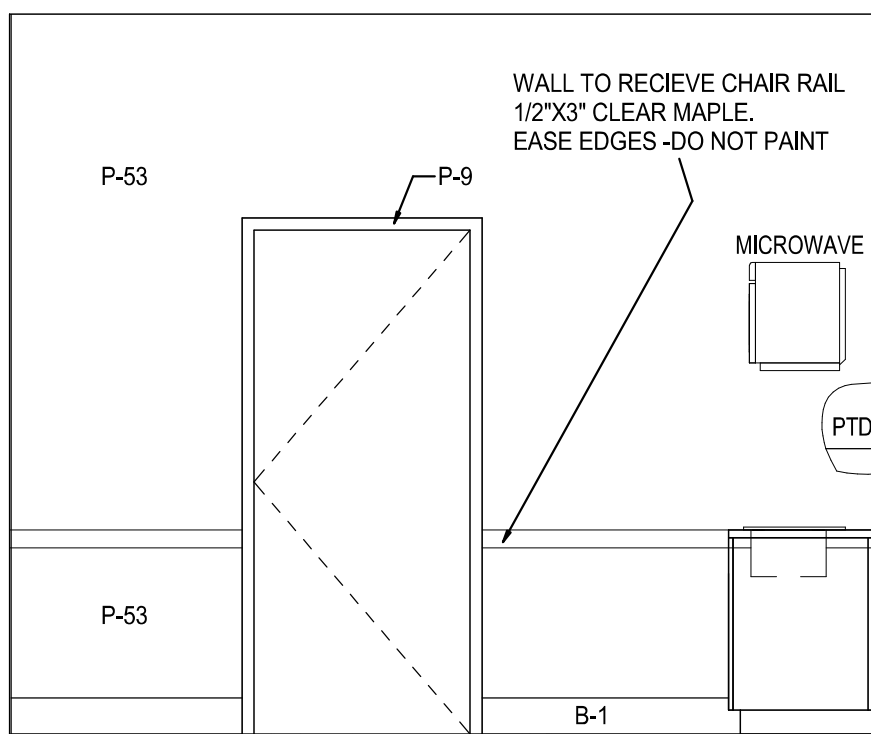
A3.7A



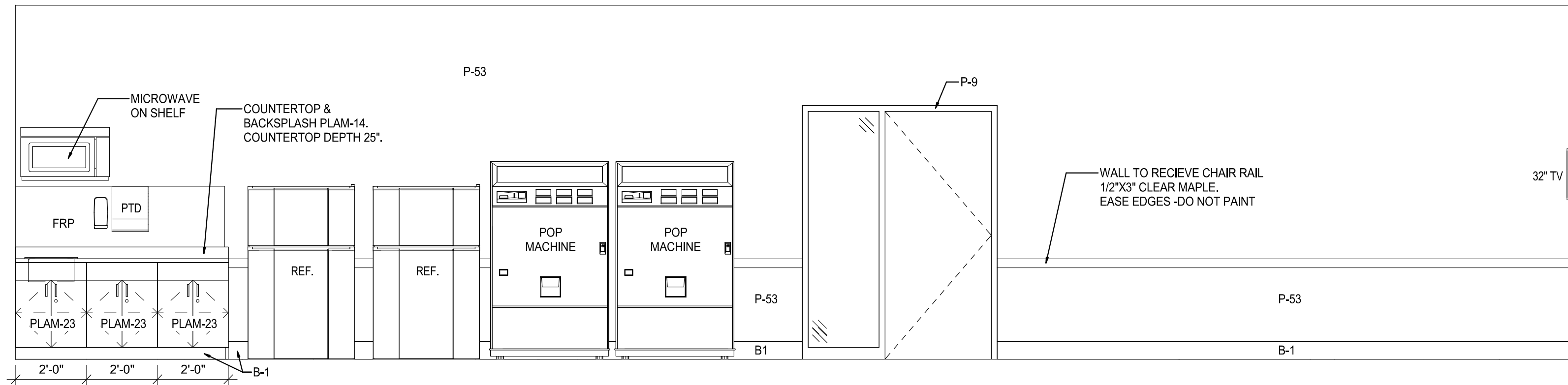




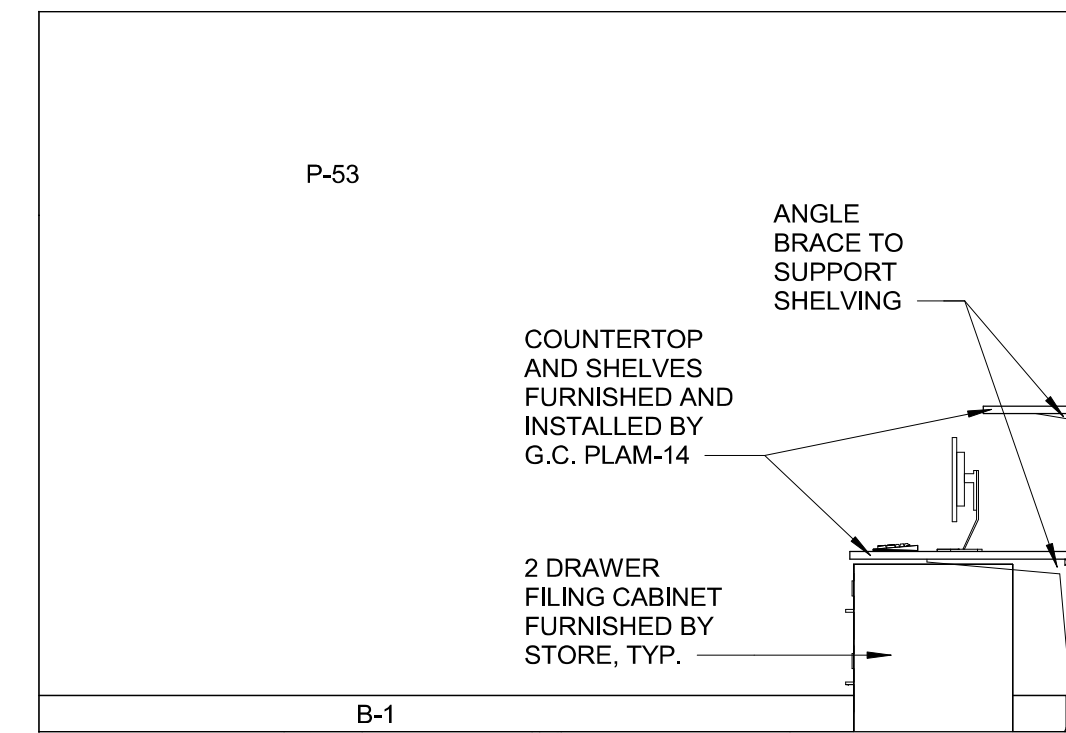
10/22/2020 10:23:12 PM



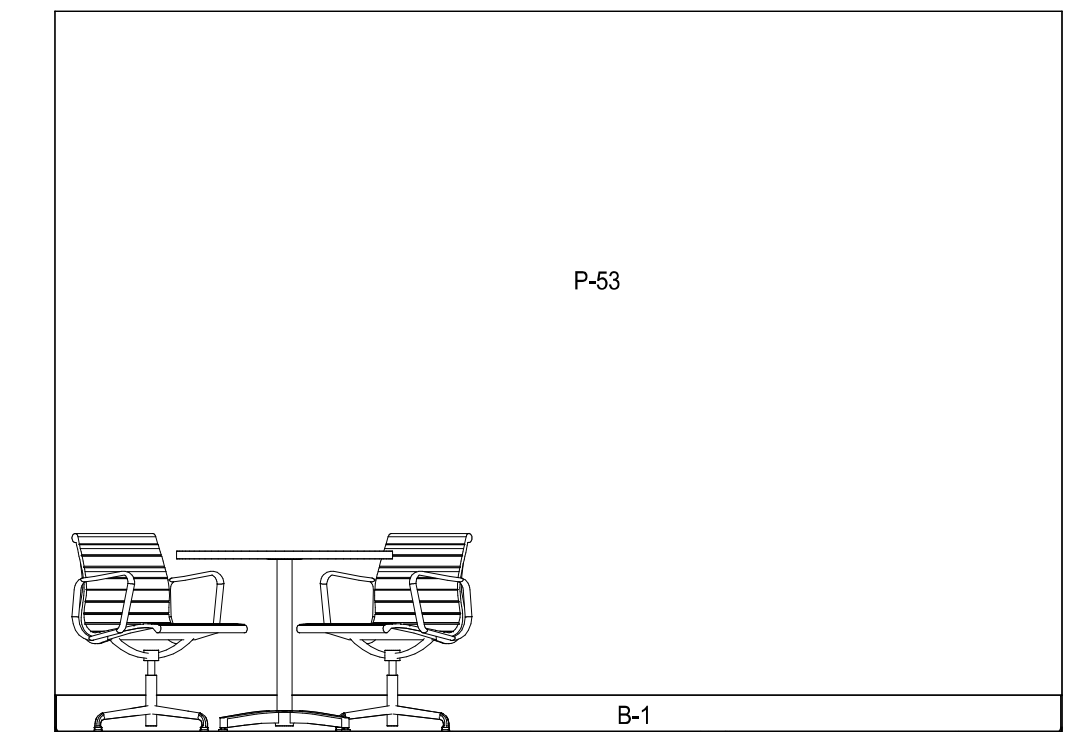
3 **ELEVATION**  
SCALE: 3/8" = 1'-0"



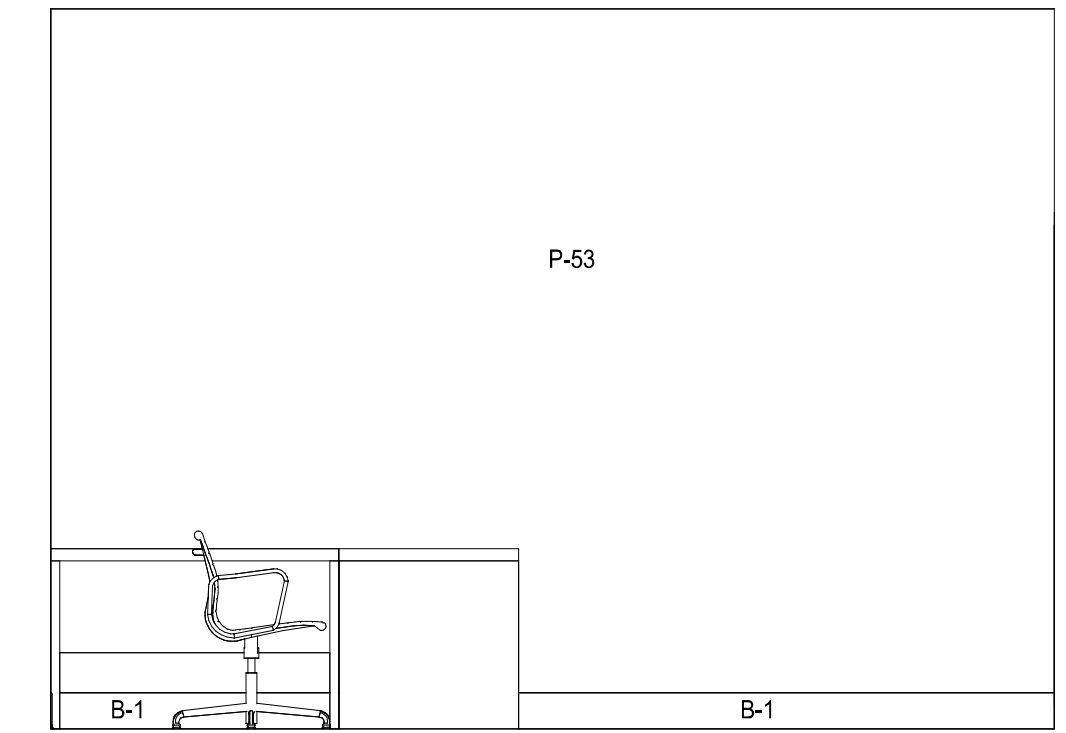
4 **ELEVATION**  
SCALE: 3/8" = 1'-0"



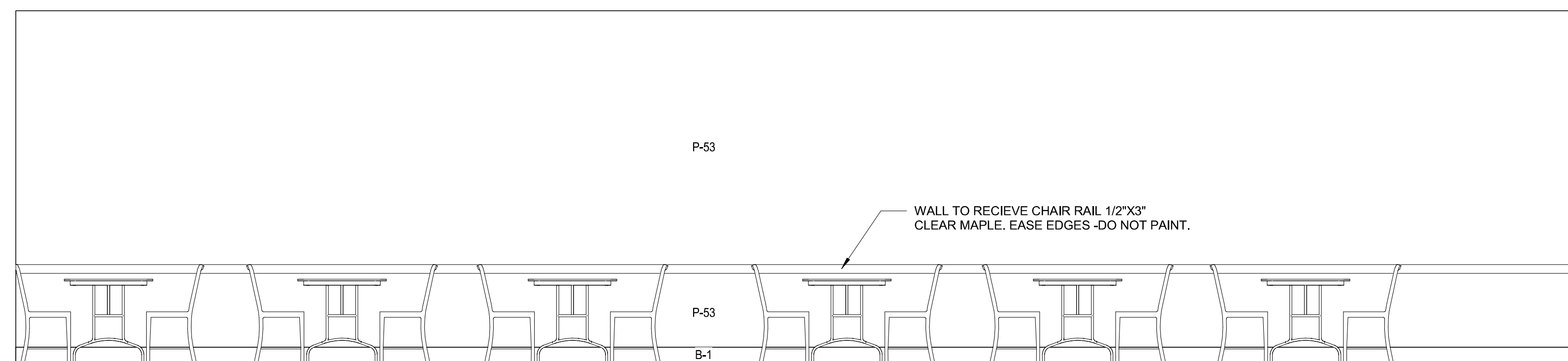
6 **ELEVATION**  
SCALE: 3/8" = 1'-0"



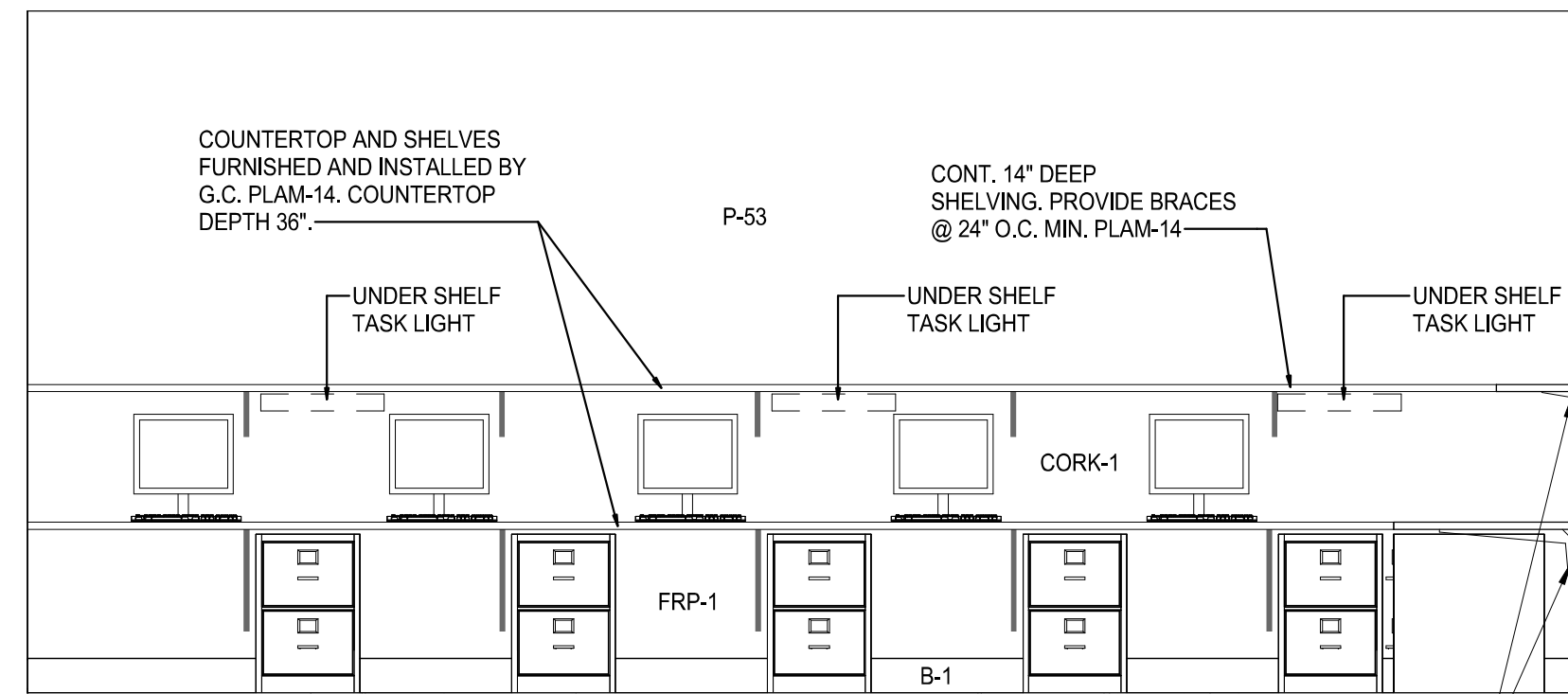
11 **ELEVATION**  
SCALE: 3/8" = 1'-0"



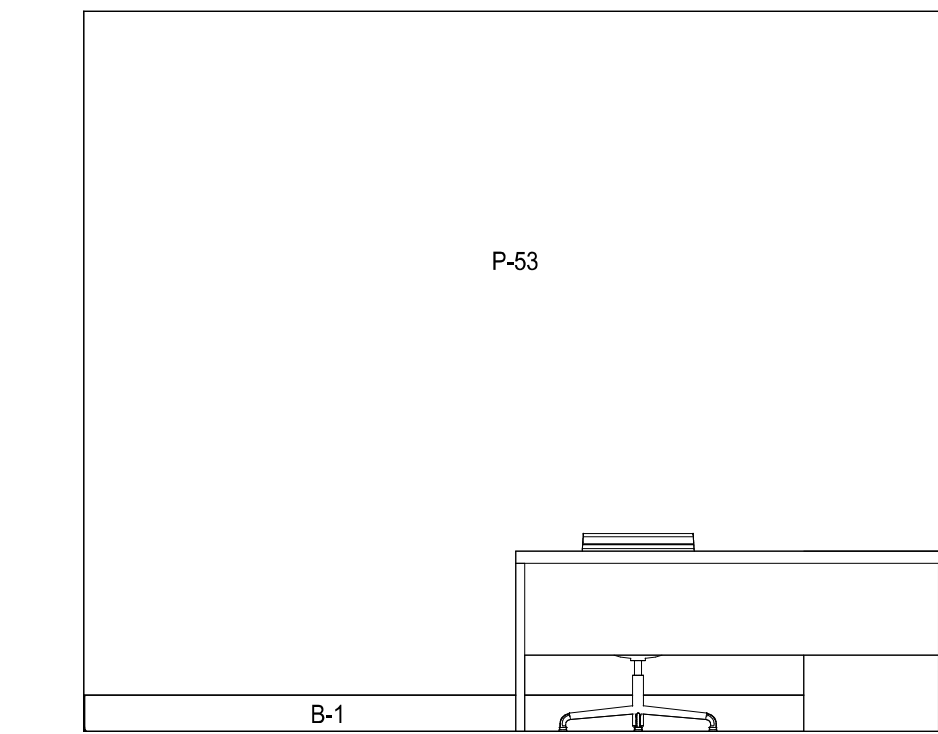
17 **ELEVATION**  
SCALE: 3/8" = 1'-0"



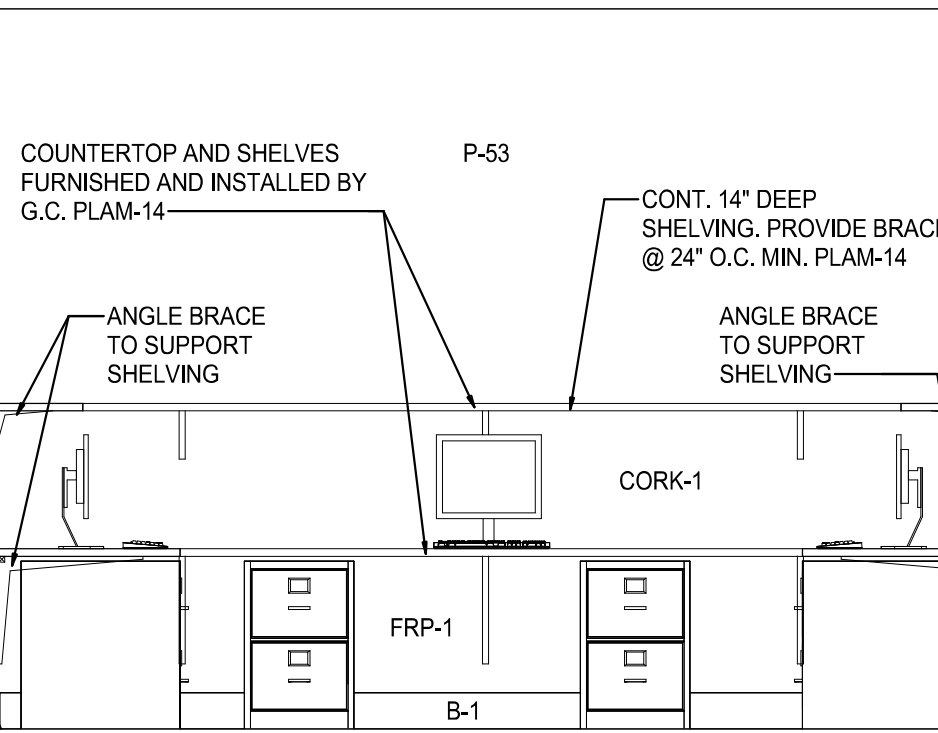
2 **ELEVATION**  
SCALE: 3/8" = 1'-0"



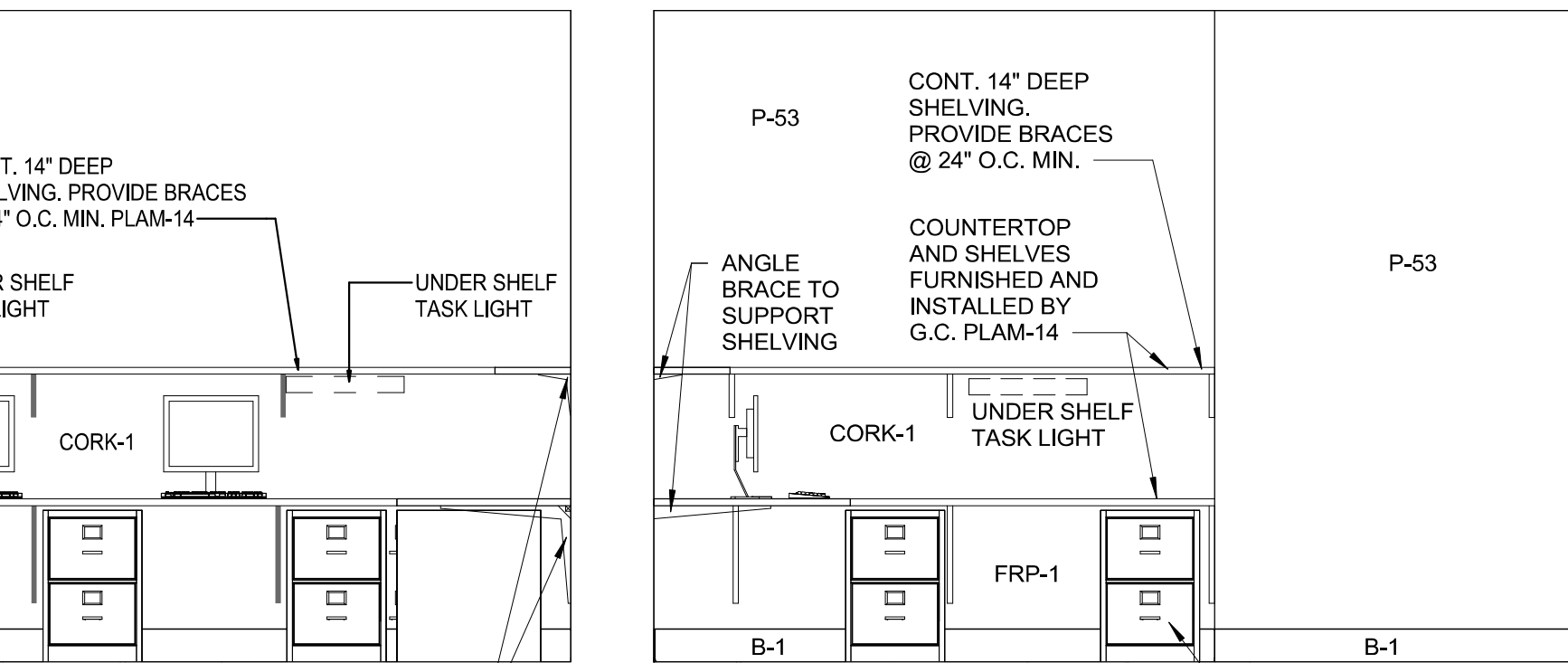
7 **ELEVATION**  
SCALE: 3/8" = 1'-0"



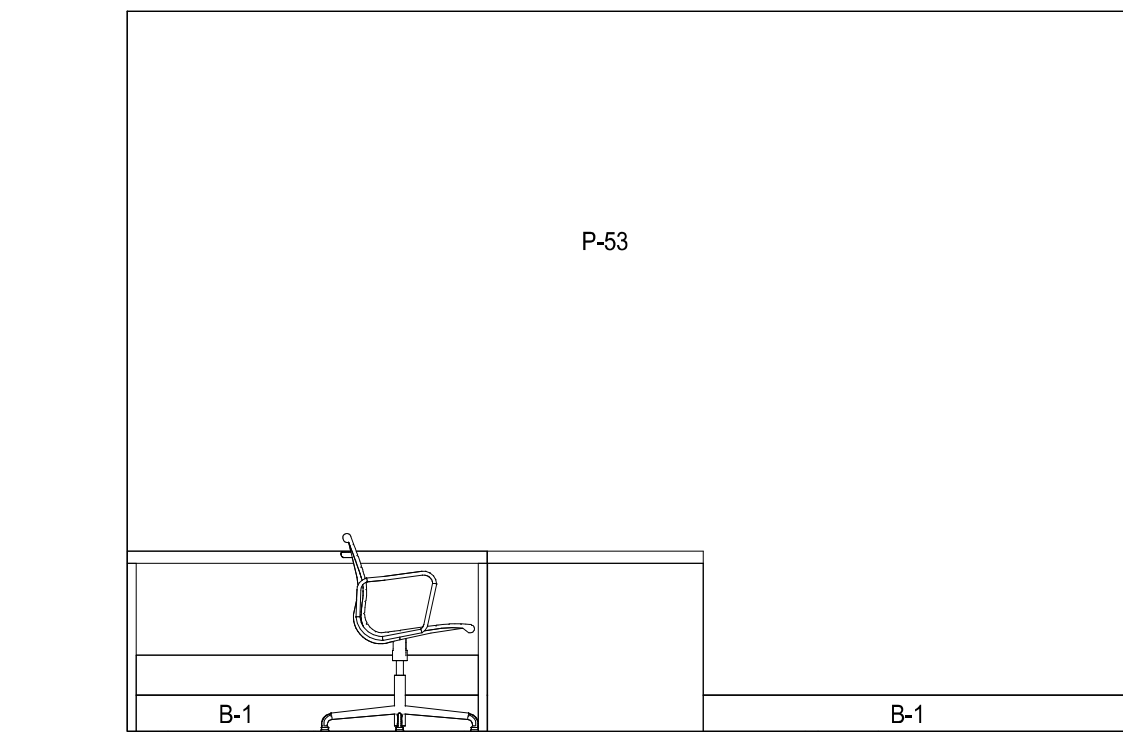
12 **ELEVATION**  
SCALE: 3/8" = 1'-0"



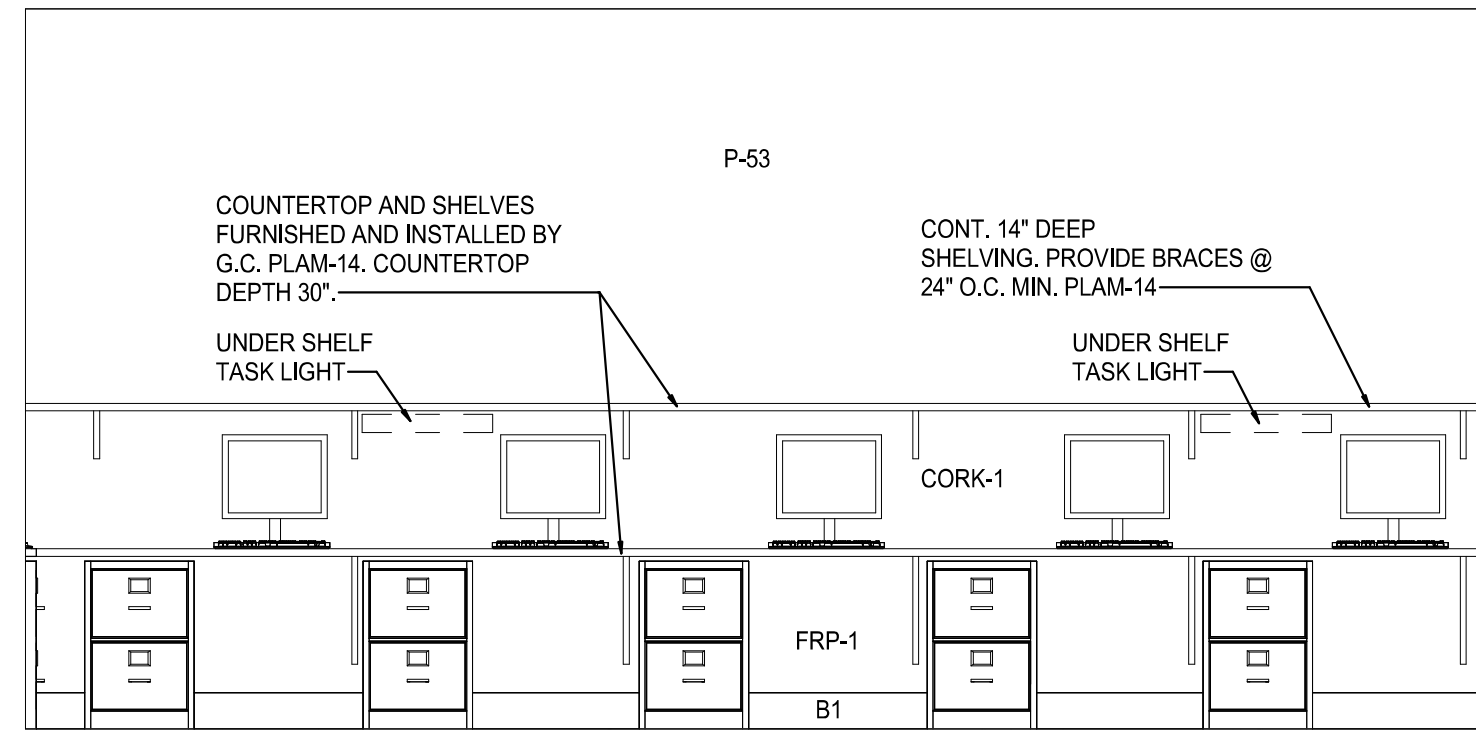
18 **ELEVATION**  
SCALE: 3/8" = 1'-0"



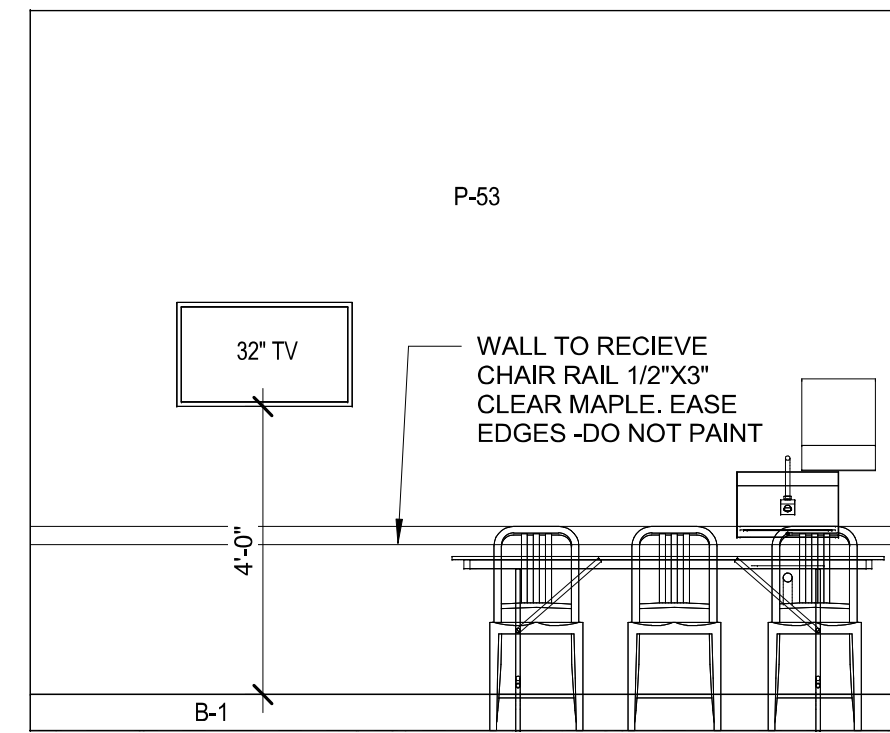
8 **ELEVATION**  
SCALE: 3/8" = 1'-0"



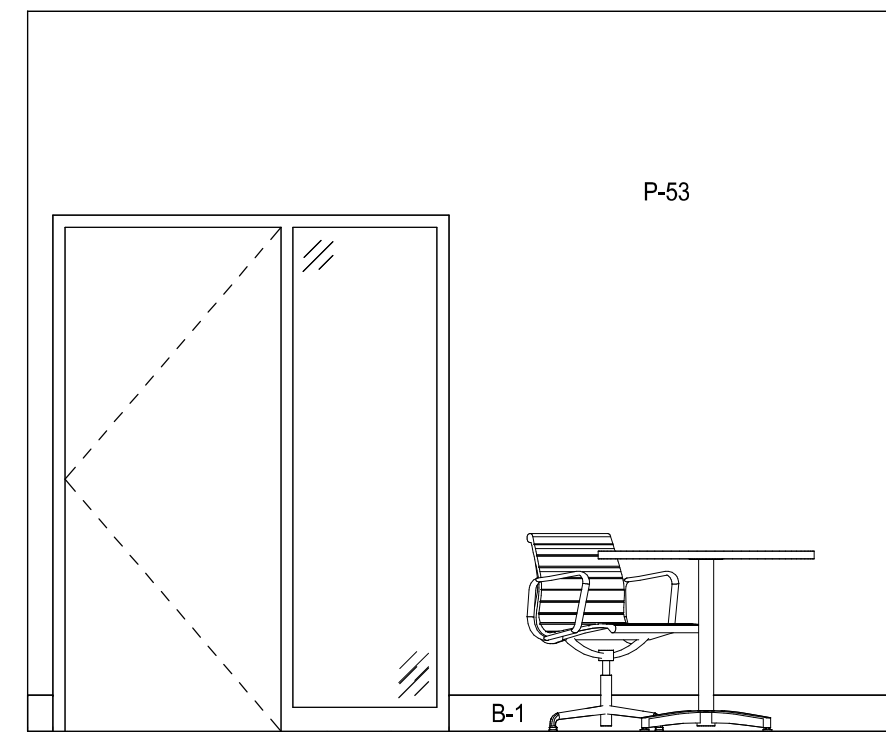
13 **ELEVATION**  
SCALE: 3/8" = 1'-0"



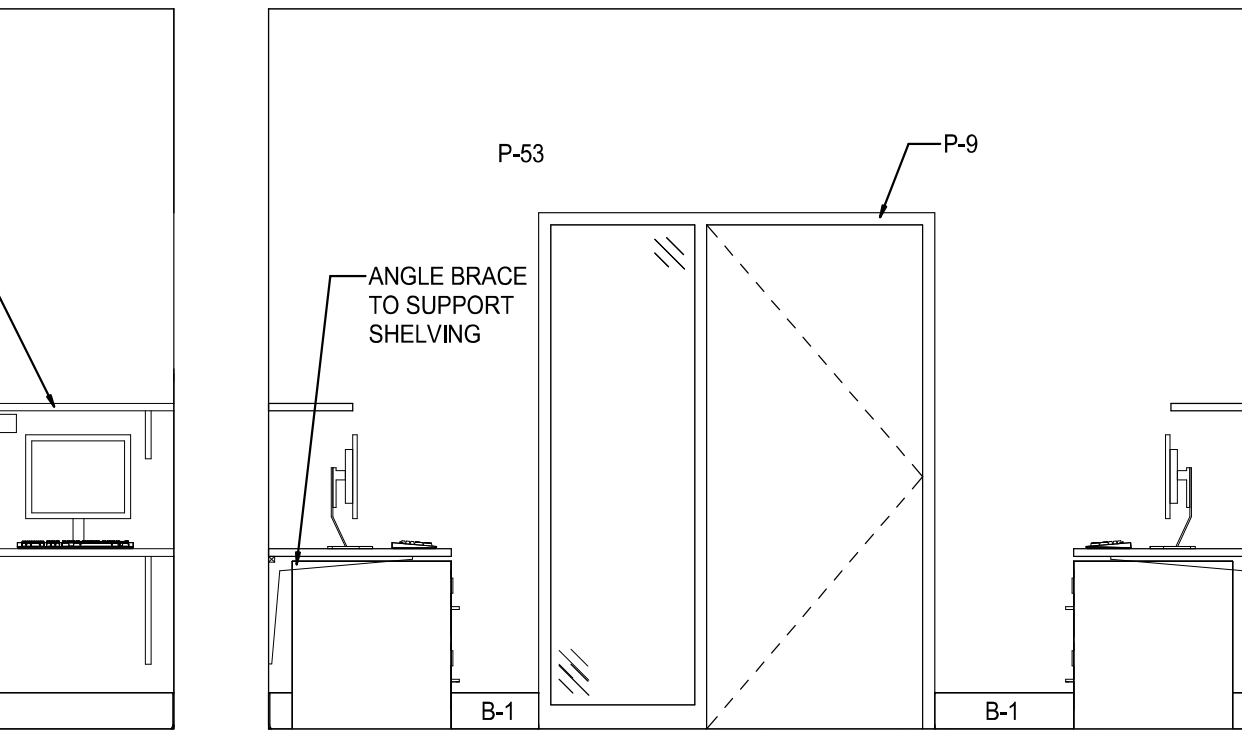
19 **ELEVATION**  
SCALE: 3/8" = 1'-0"



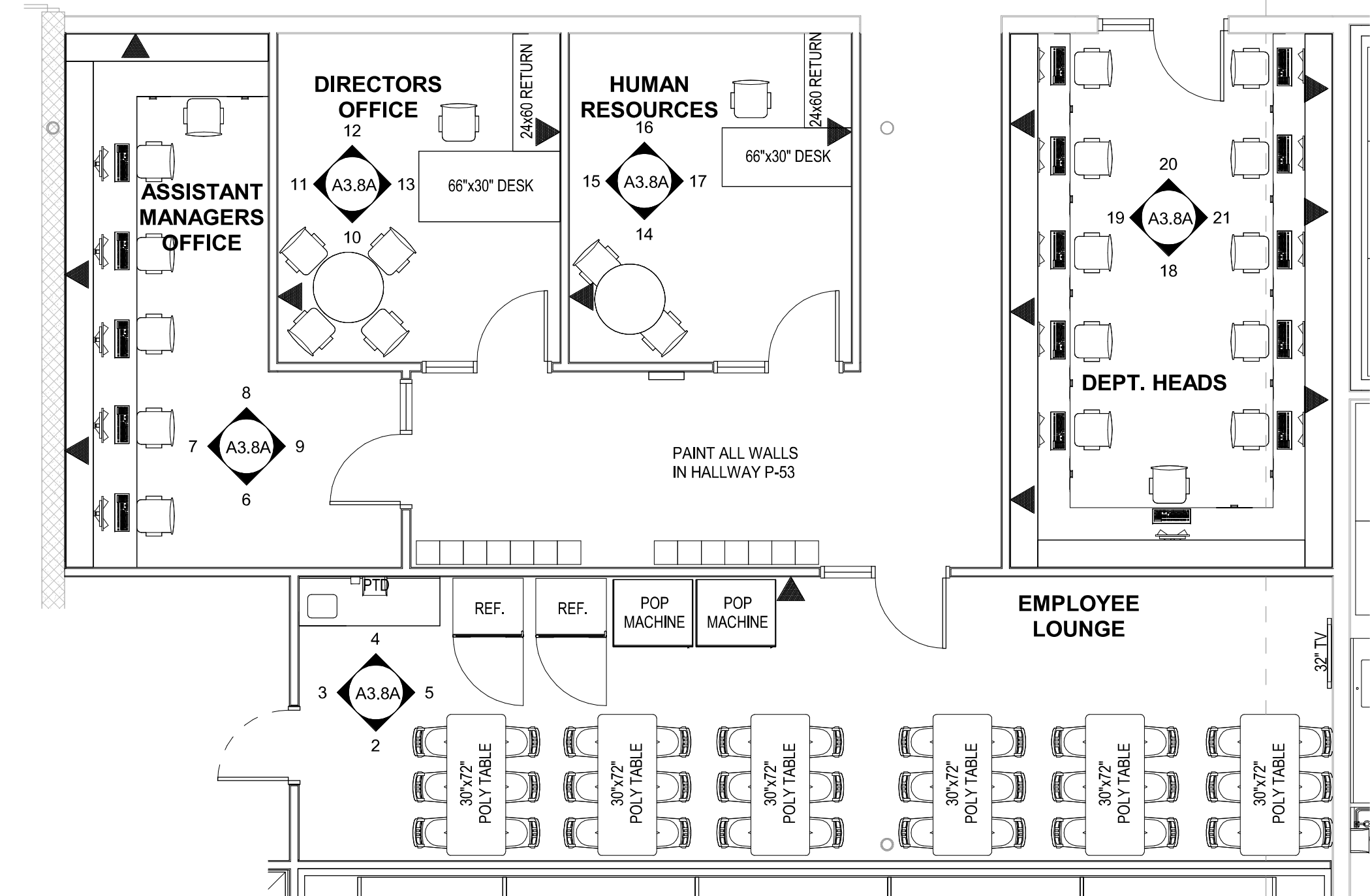
5 **ELEVATION**  
SCALE: 3/8" = 1'-0"



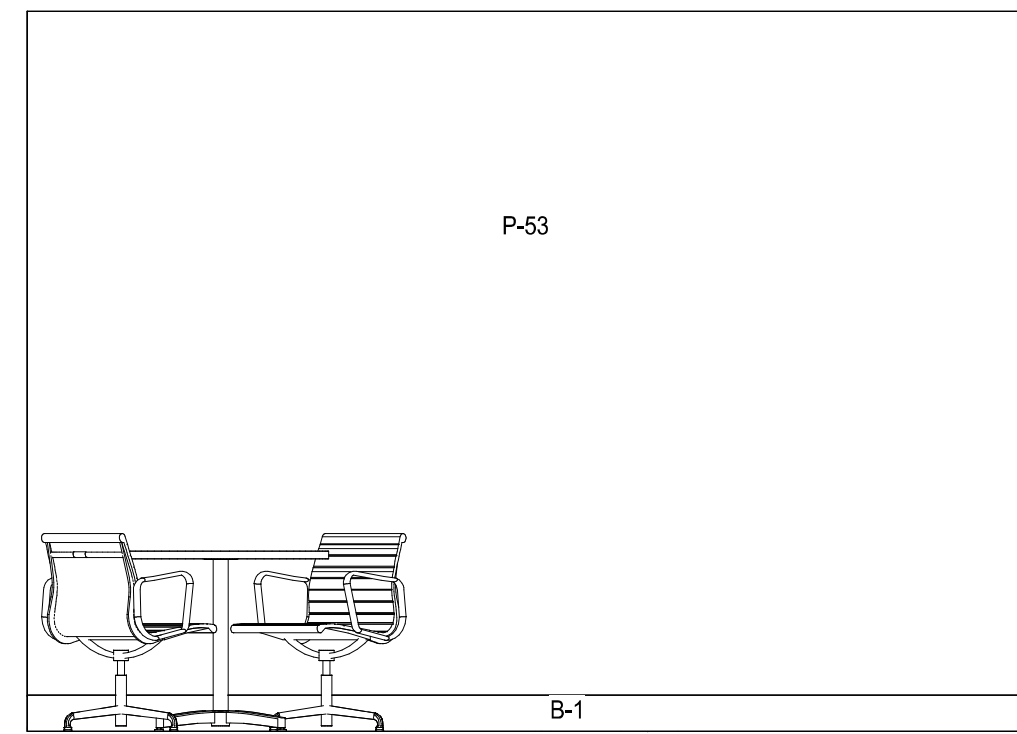
14 **ELEVATION**  
SCALE: 3/8" = 1'-0"



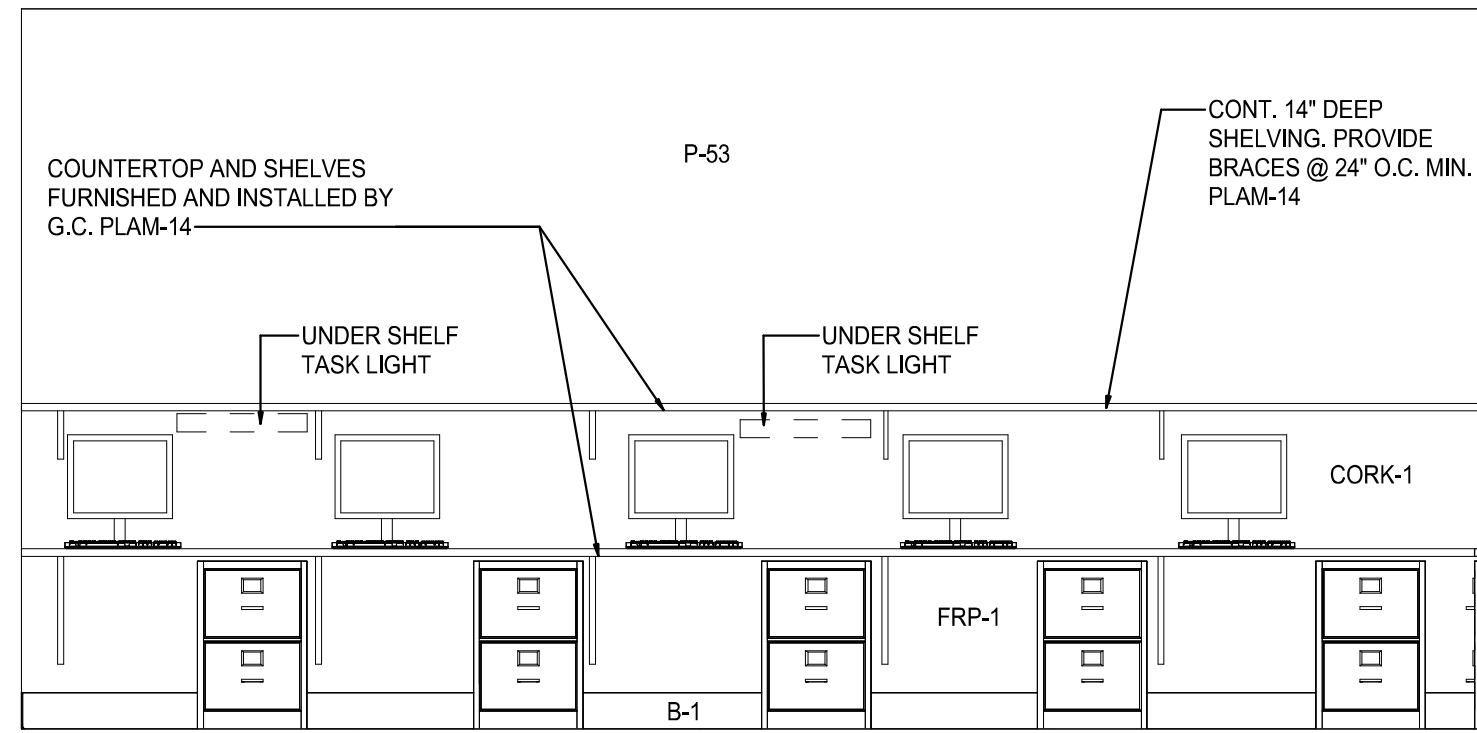
20 **ELEVATION**  
SCALE: 3/8" = 1'-0"



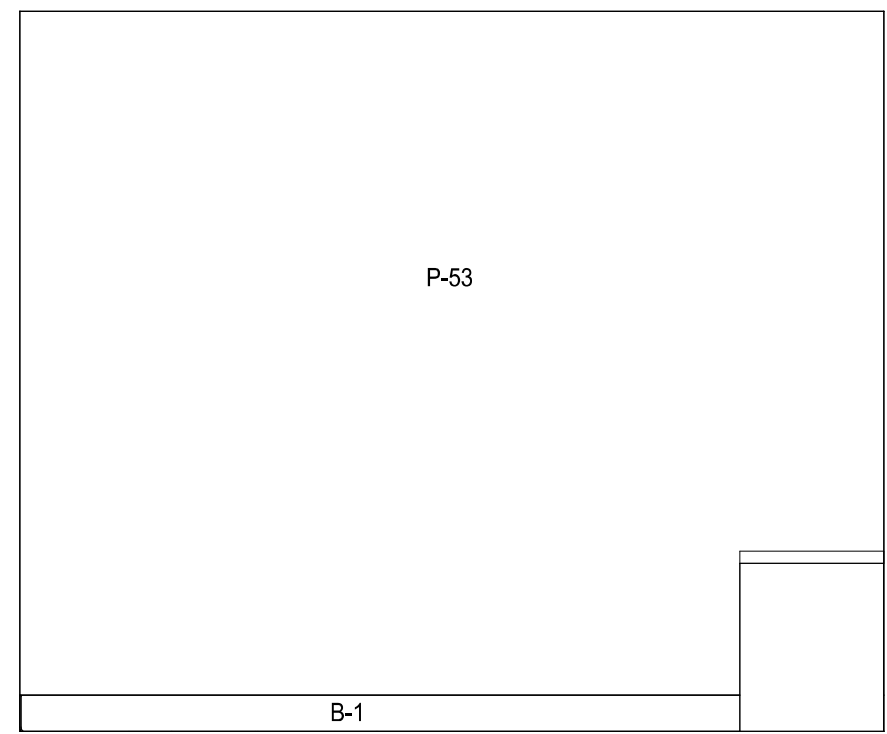
1 **OFFICES**  
SCALE: 3/16" = 1'-0"



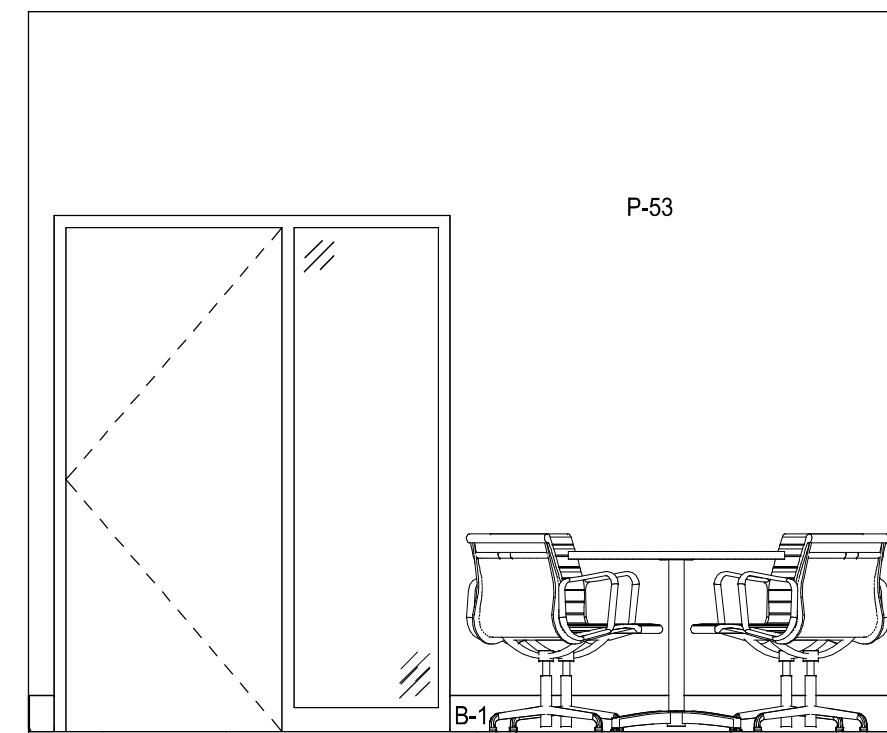
15 **ELEVATION**  
SCALE: 3/8" = 1'-0"



21 **ELEVATION**  
SCALE: 3/8" = 1'-0"



16 **ELEVATION**  
SCALE: 3/8" = 1'-0"



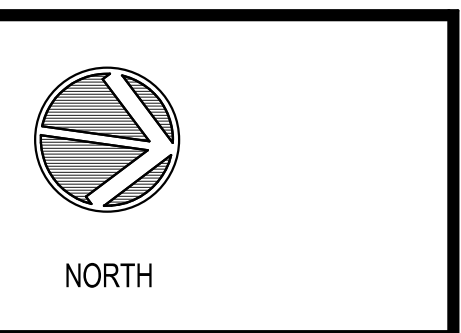
10 **ELEVATION**  
SCALE: 3/8" = 1'-0"

**GENERAL NOTES**  
SEE SHEET A2.2 FOR FINISH SCHEDULES  
FOR OFFICES AND STORAGE ROOMS NOT ELEVATED, PAINT WALLS P-16, BASE B1 AND HOLLOW METAL FRAMES P-9  
FOR HALLWAYS NOT ELEVATED, PAINT WALLS P-12, BASE B1 AND HOLLOW METAL FRAMES P-9  
AT ALL OFFICE AREAS, PAINT UNDERCOUNTER BRACKETS TO MATCH WALL FINISH

REVISION	DATE BY

**brr**  
Architect of Record:  
BRR Architecture, Inc.  
Kansas City  
Suite 300  
Overland Park, KS 66204  
Tel: 913-262-9095  
Fax: 913-262-9044  
PROFESSIONAL SEAL  
STATE OF MISSOURI  
RICHARD A. MAJORS, JR.  
NUMBER  
A-007538  
REGISTERED ARCHITECT  
Richard A. Majors, Jr.  
Architect  
Missouri License No. A-007538

LOCATION  
**LEE'S SUMMIT, MO #2**  
HY-VEE, INC.  
5820 WESTOWN PARKWAY  
WEST DES MOINES, IOWA 50386  
TEL: (515) 267-2800  
FAX: (515) 267-2335  
**HyVee**  
EMPLOYEE OWNED

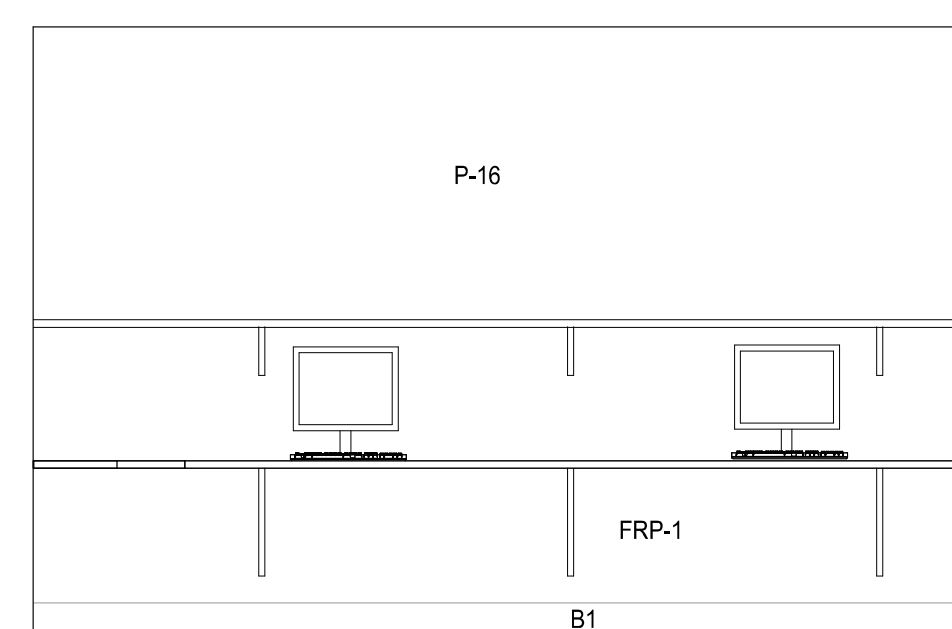


ENLARGED PLAN  
& ELEVATIONS -  
MISC. OFFICES

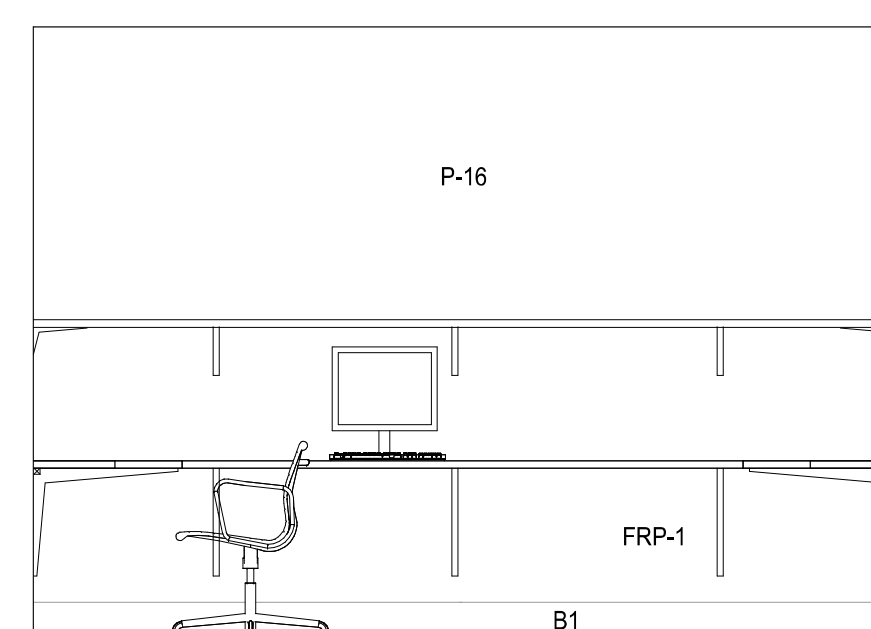
PROJECT MANAGER SB	CHECKED BY JPS
DRAWN BY AP	DATE 10/20/2020
SCALE As indicated	JOB NUMBER 62930547

SHEET  
**A3.8A**

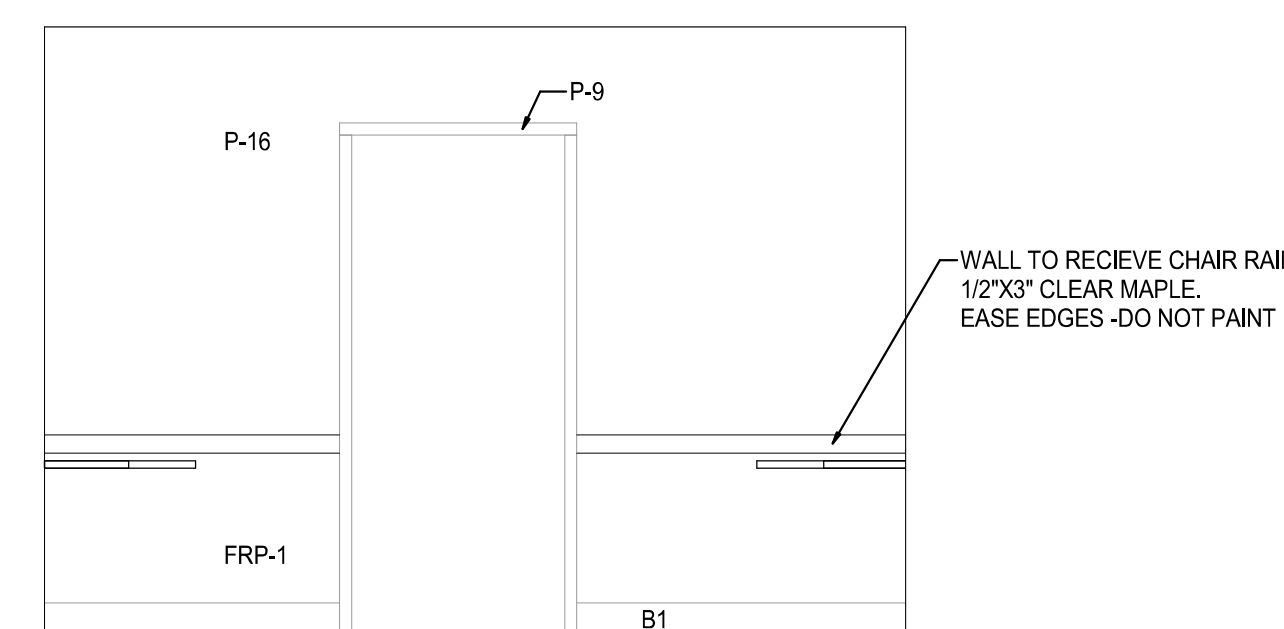




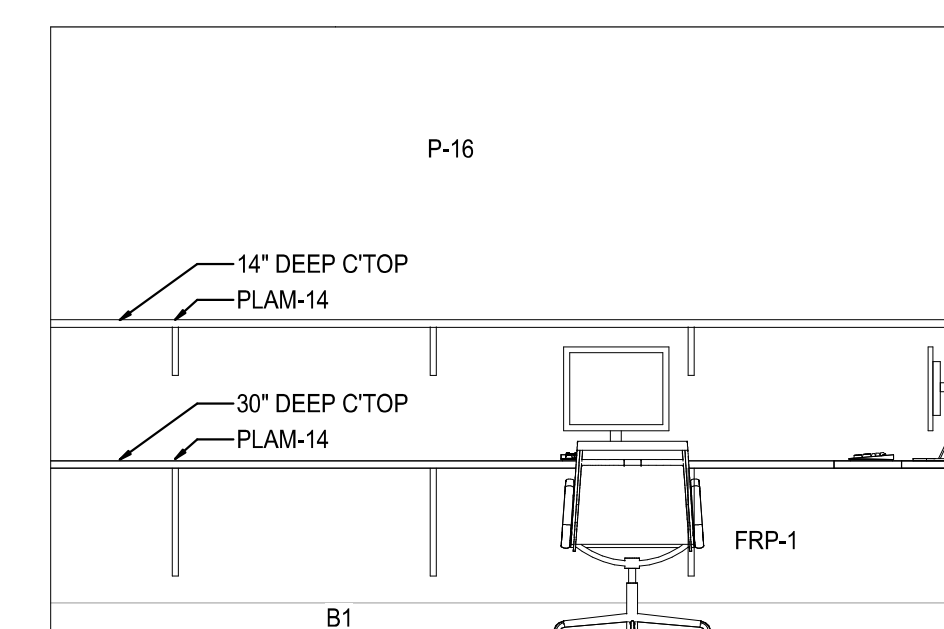
5 ELEVATION  
SCALE: 3/8" = 1'-0"



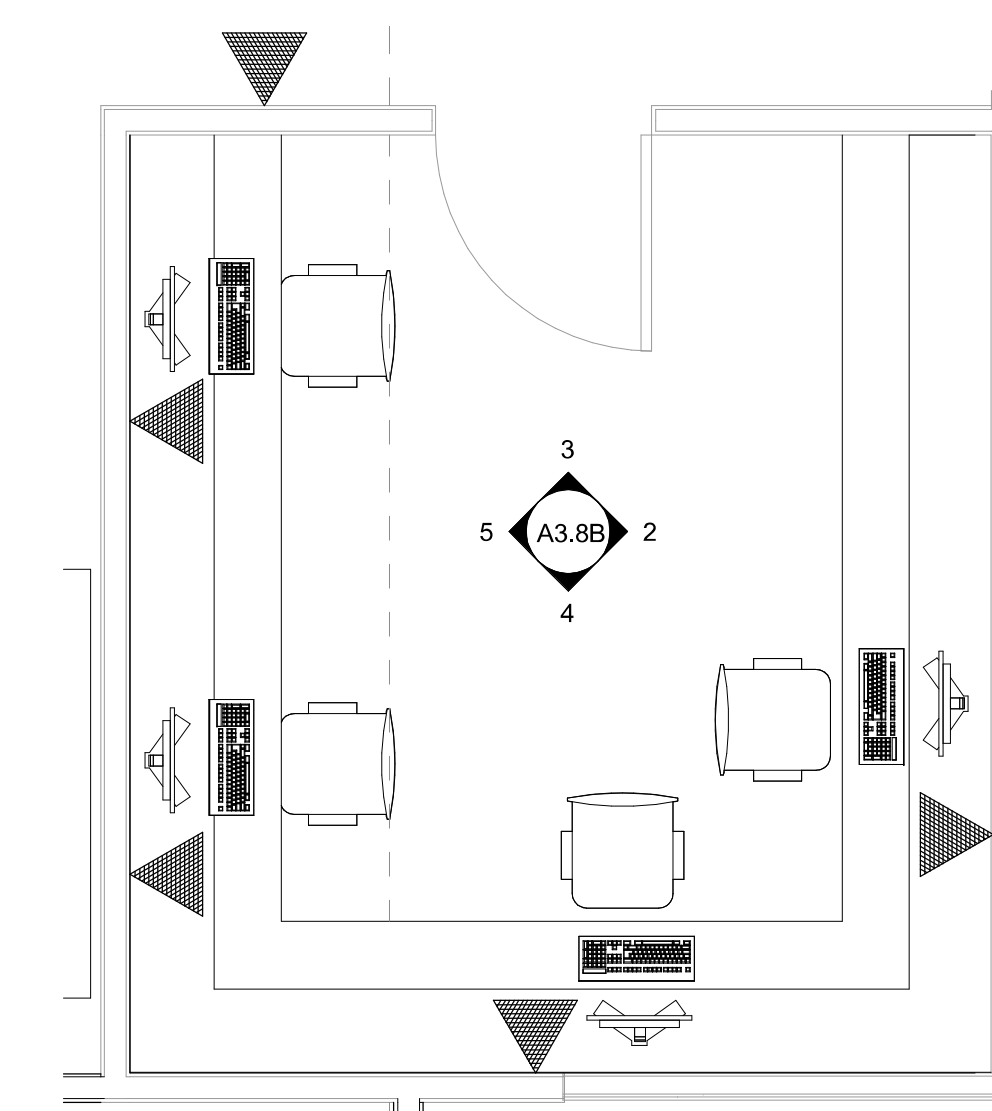
4 ELEVATION  
SCALE: 3/8" = 1'-0"



3 ELEVATION  
SCALE: 3/8" = 1'-0"

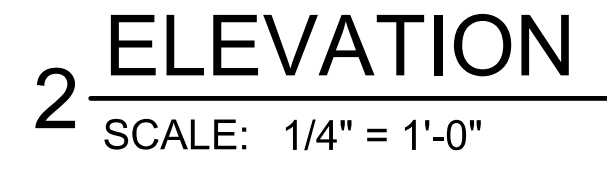
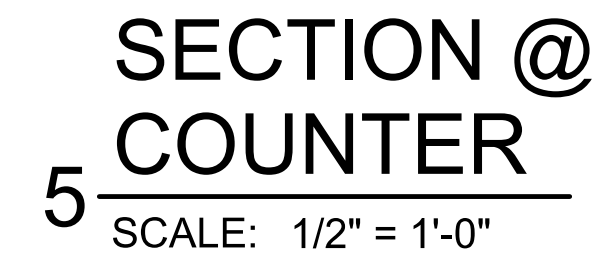
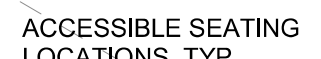
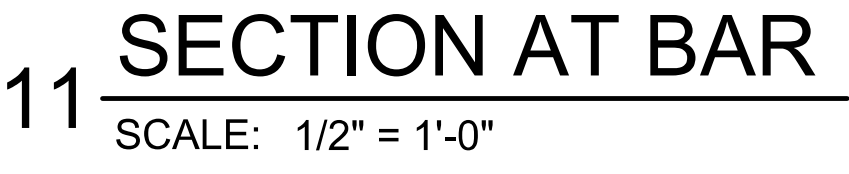


2 ELEVATION  
SCALE: 3/8" = 1'-0"



1 SCANROOM OFFICE  
SCALE: 3/8" = 1'-0"

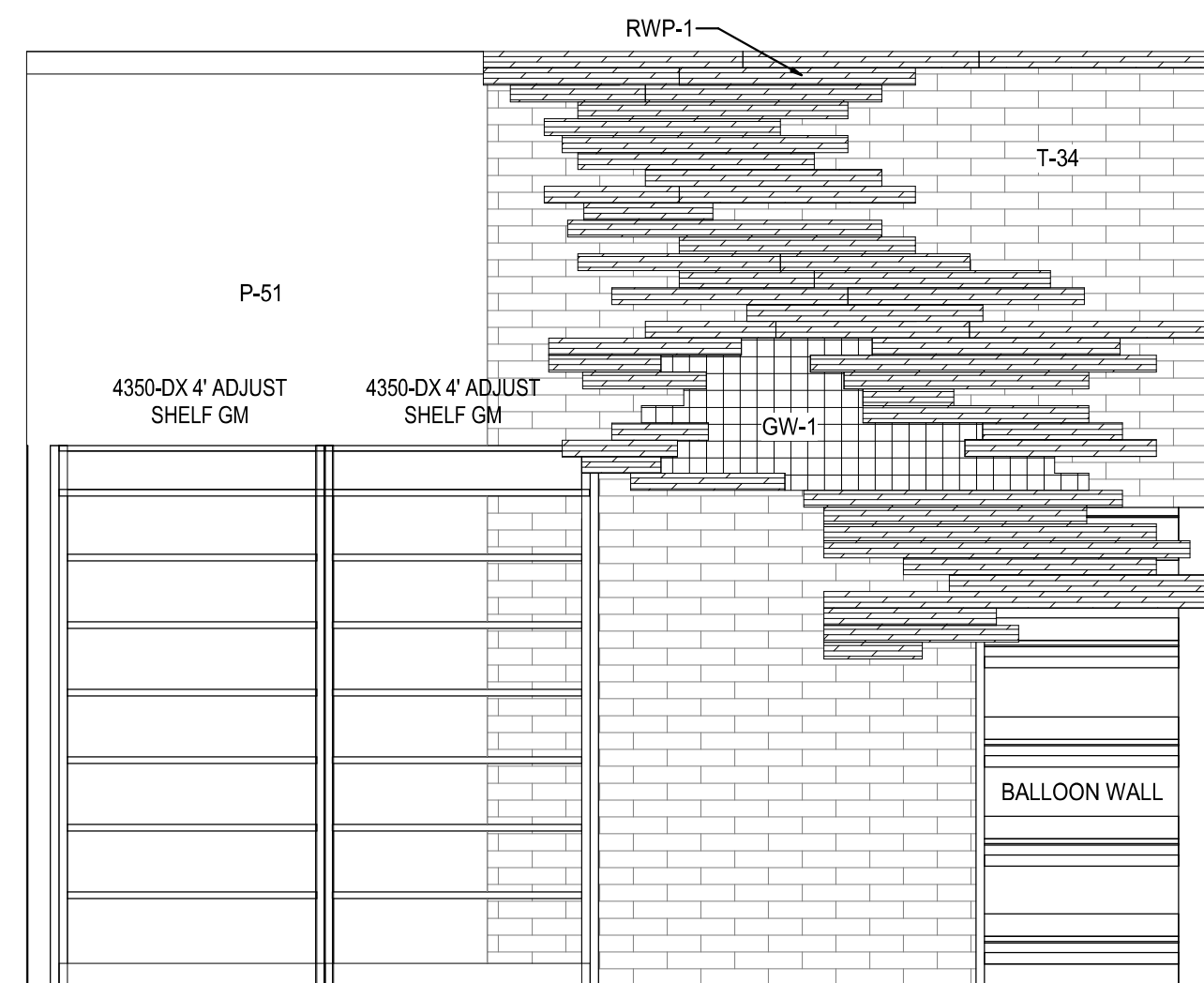




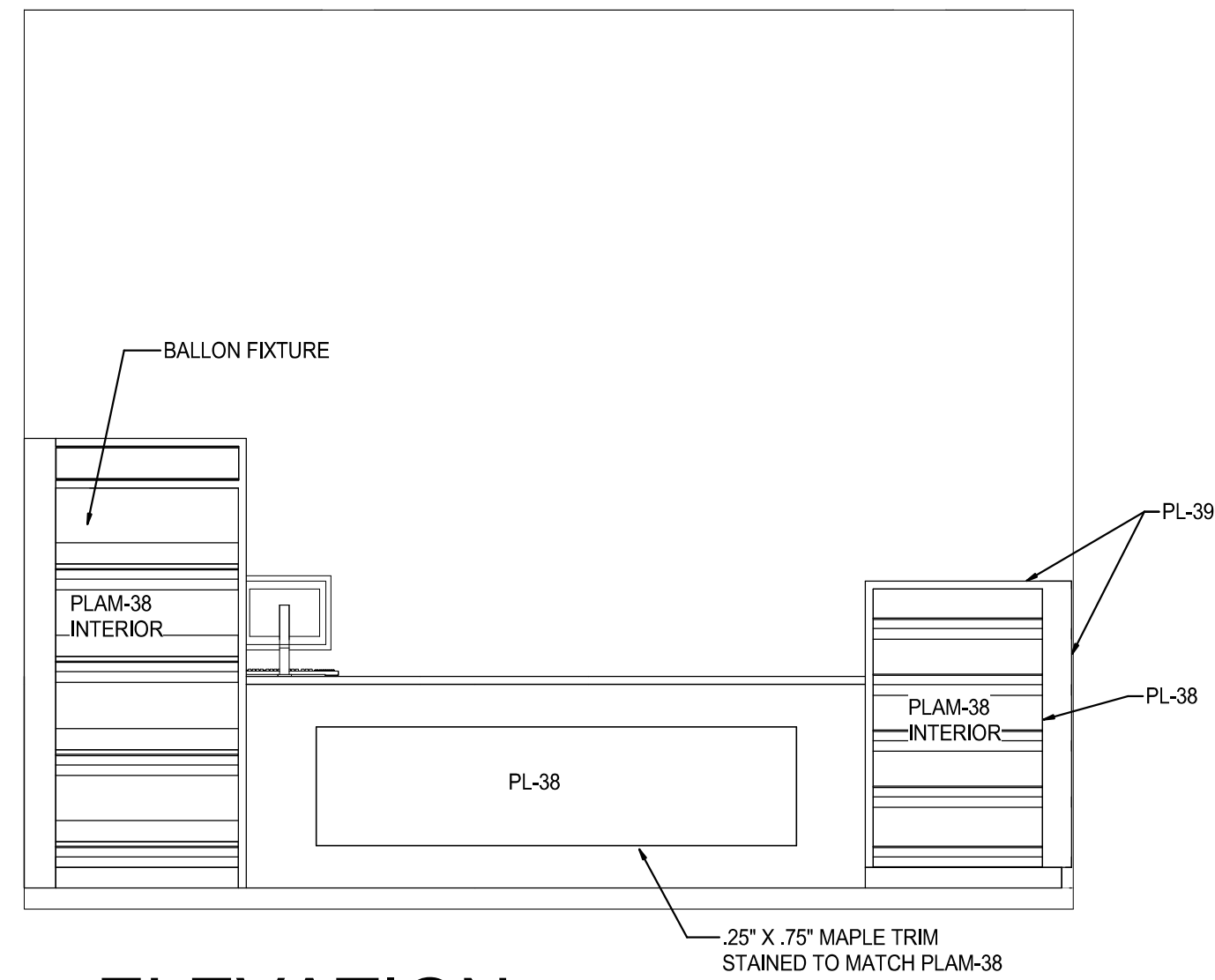
ALL MILLWORK IN FOOD SERVICE AREAS  
TO HAVE ALL SURFACES FINISHED-  
NO EXPOSED EDGES OR UNDER SIDES



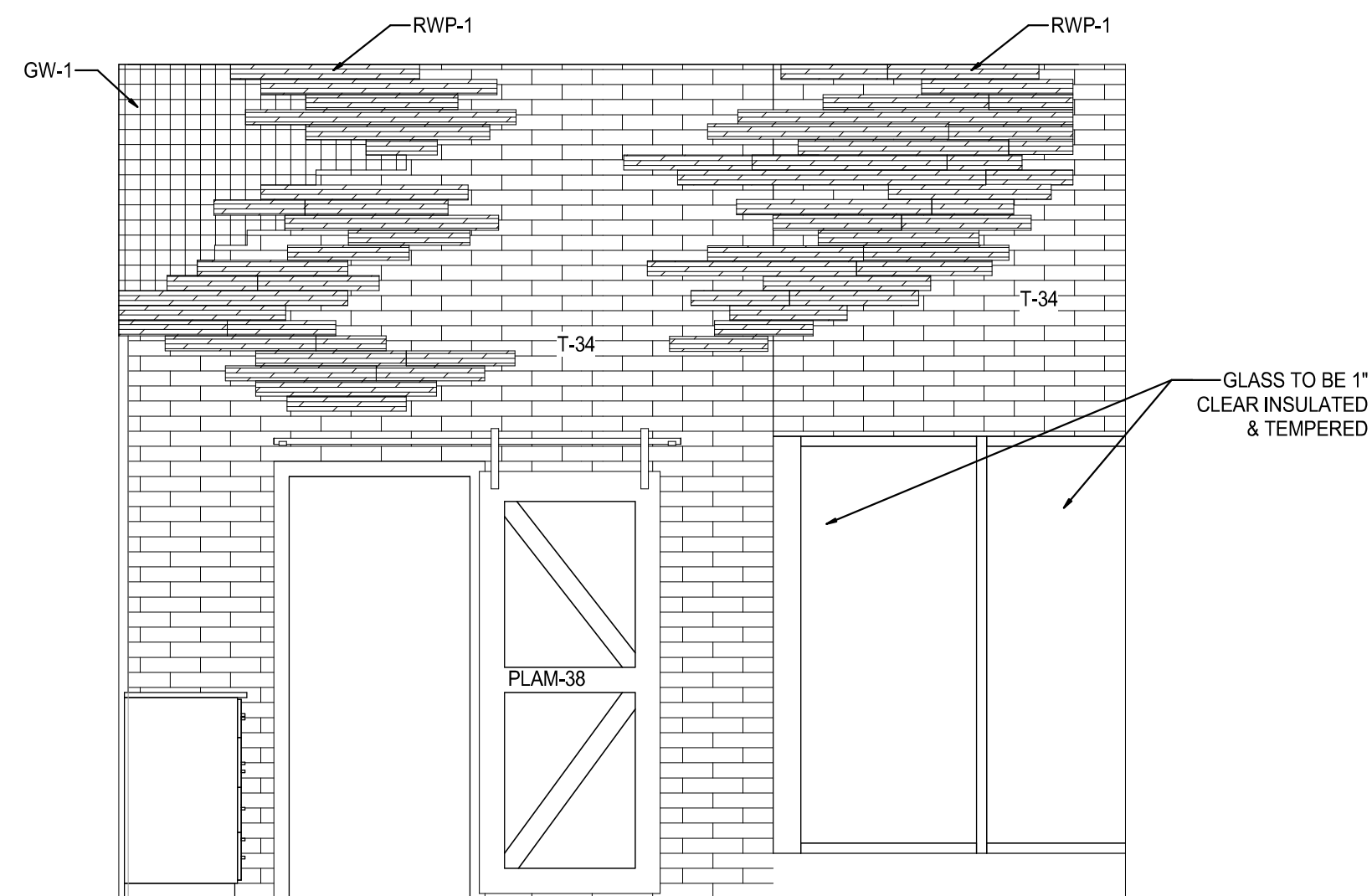
10/22/2020 10:24:16 PM



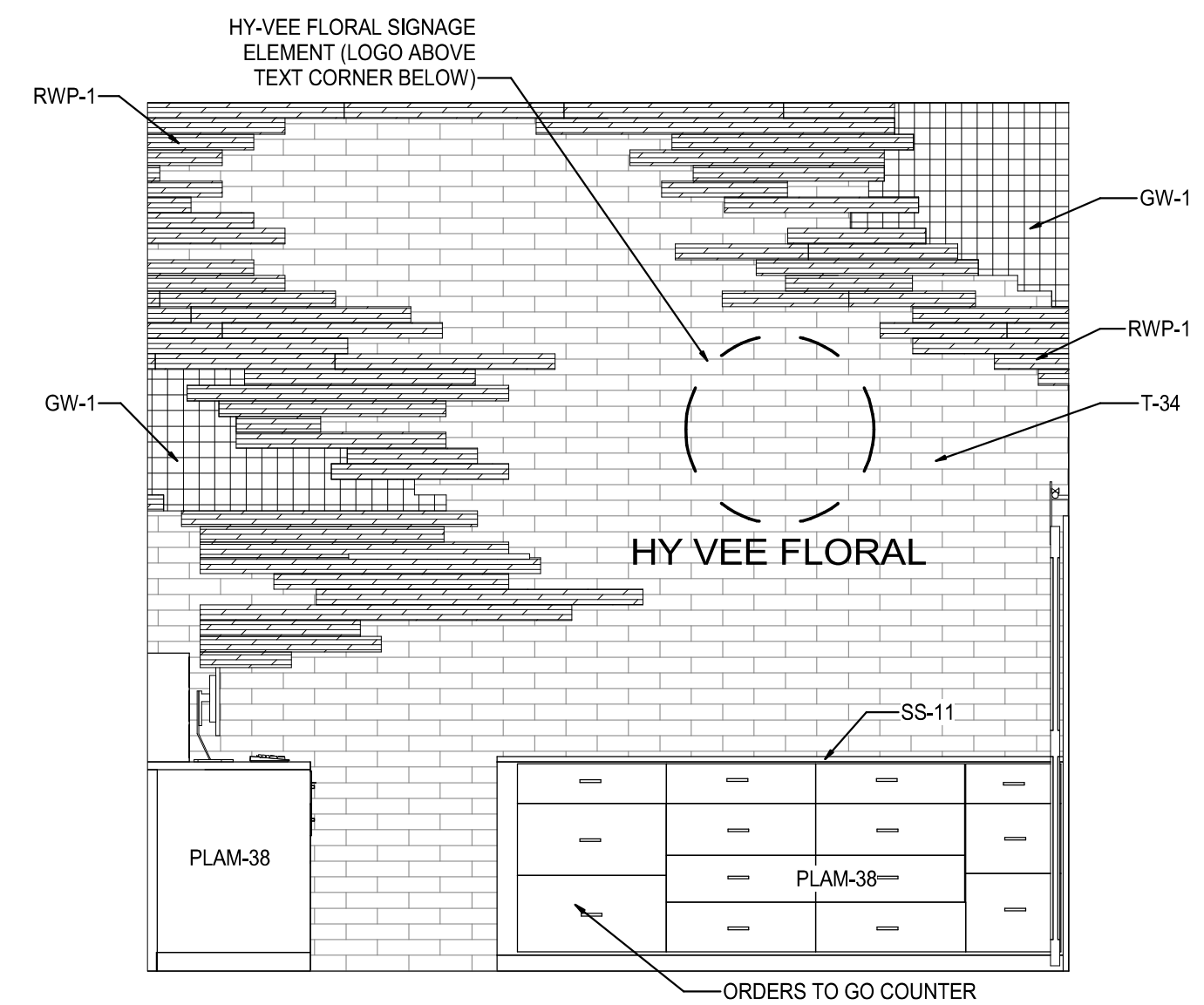
11 ELEVATION  
SCALE: 3/8" = 1'-0"



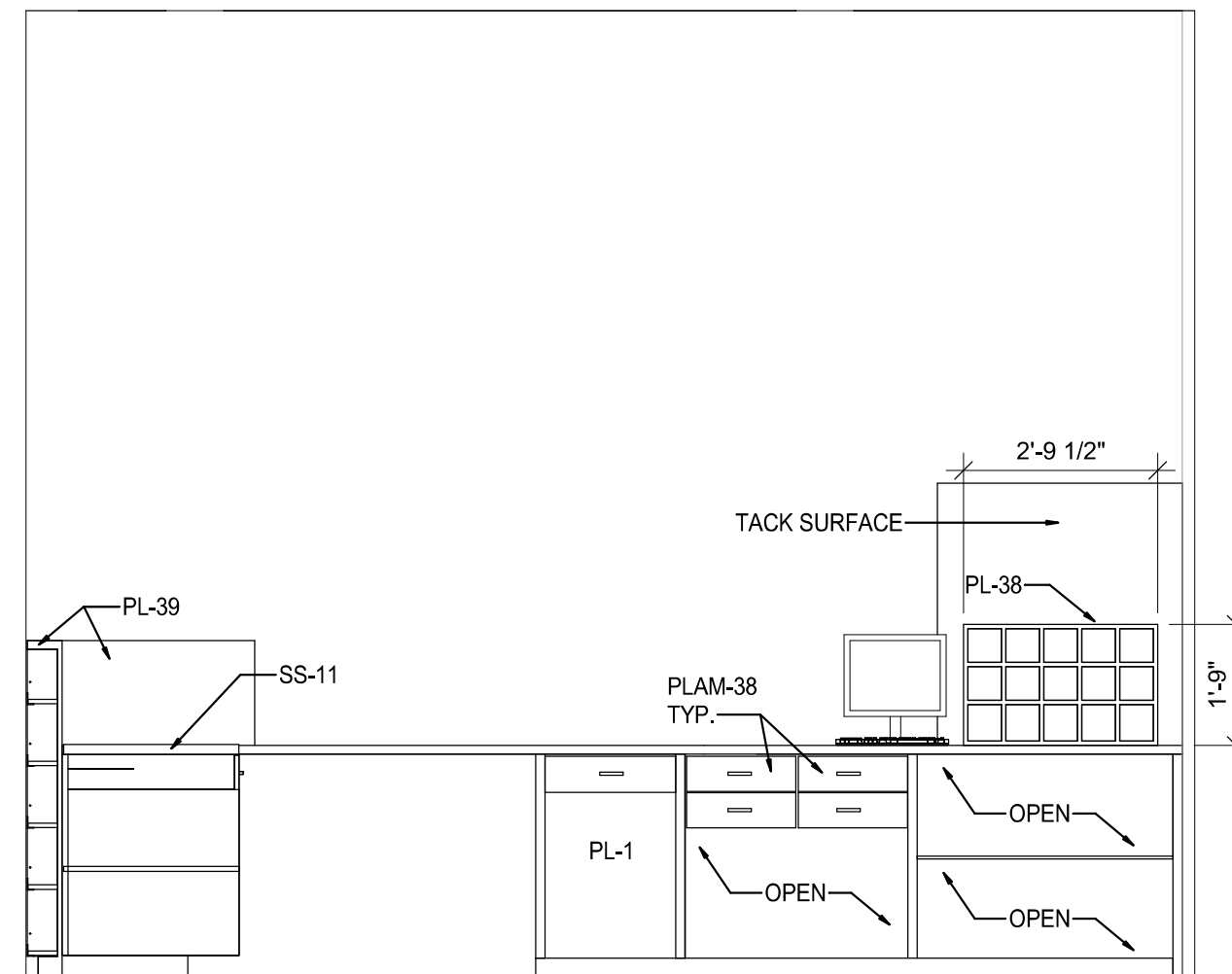
10 ELEVATION  
SCALE: 3/8" = 1'-0"



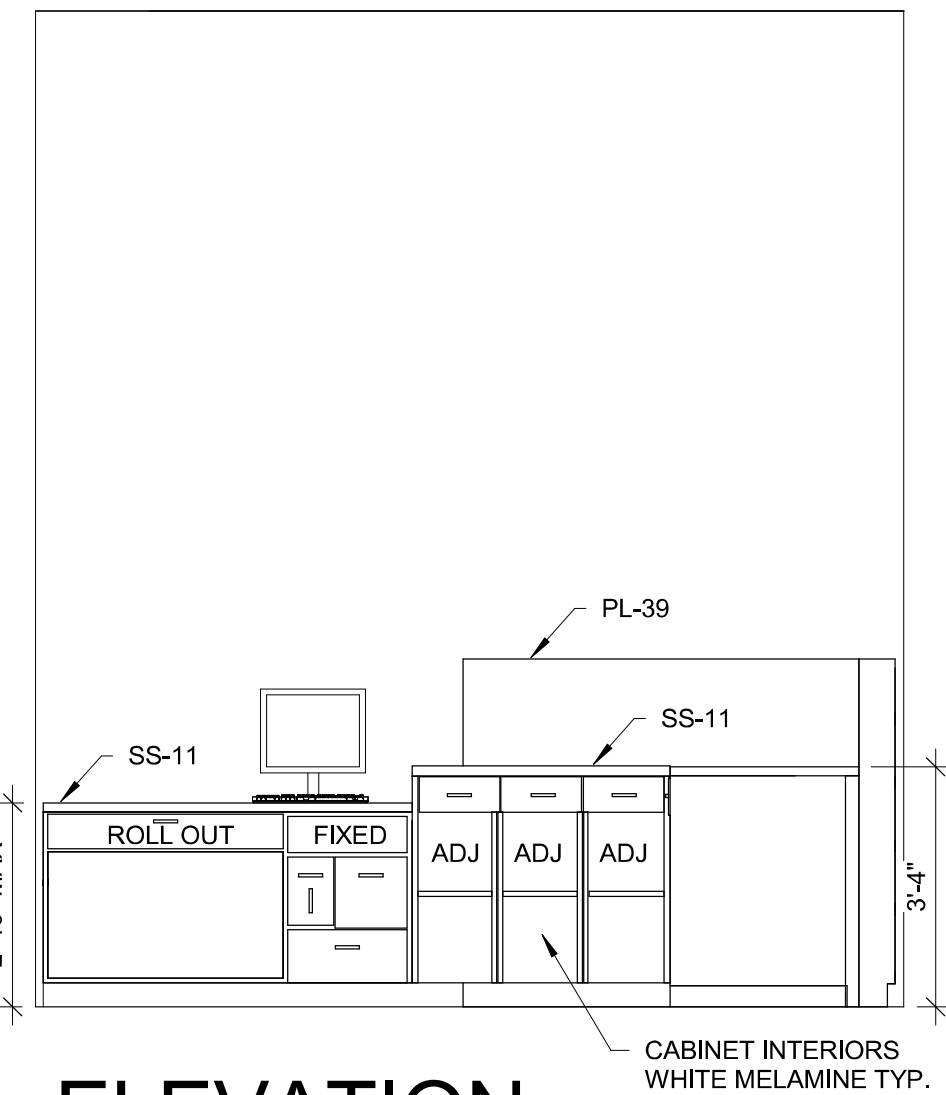
9 ELEVATION  
SCALE: 3/8" = 1'-0"



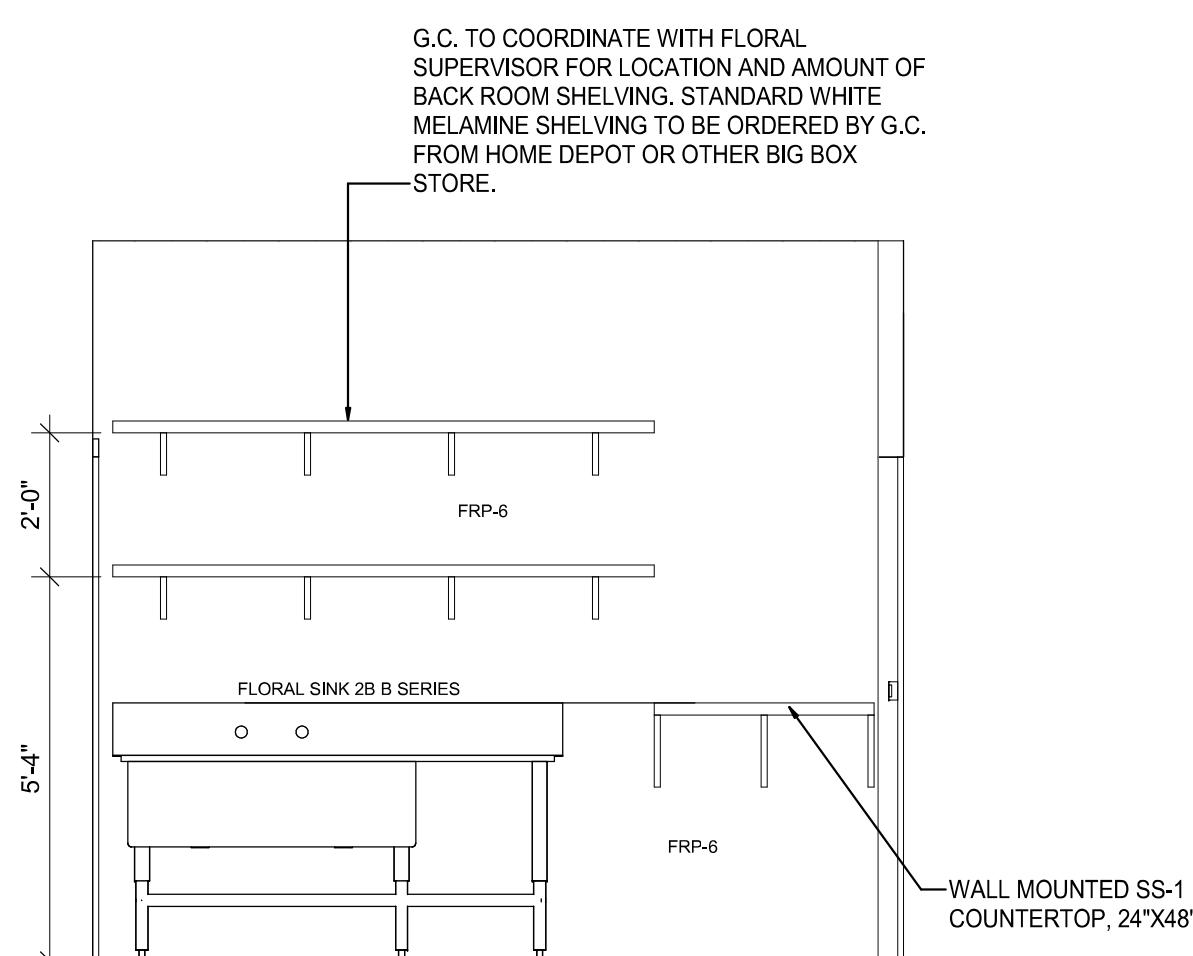
8 ELEVATION  
SCALE: 3/8" = 1'-0"



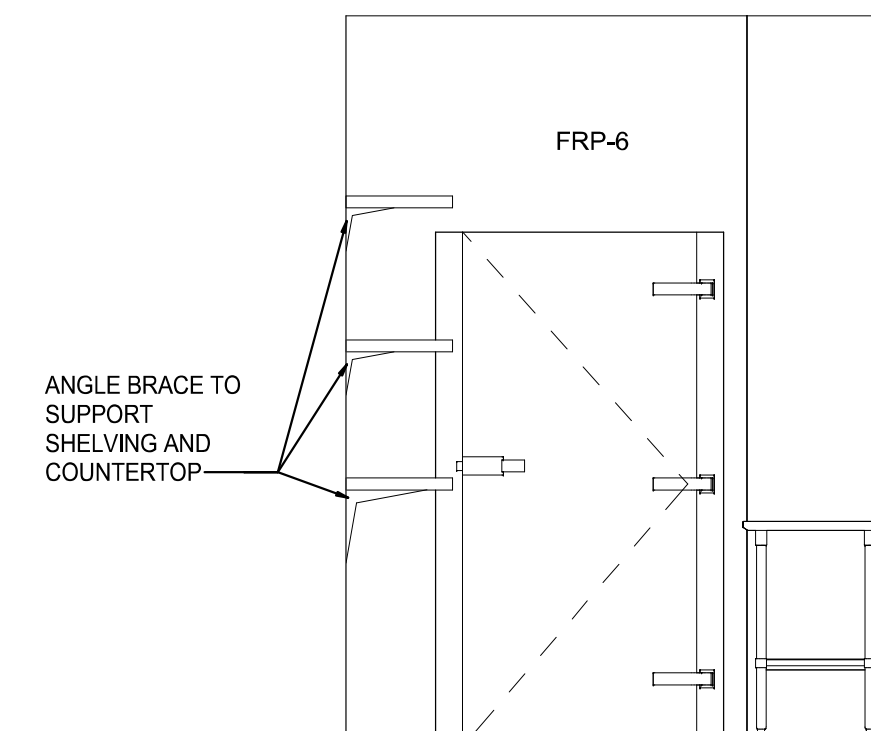
7 ELEVATION  
SCALE: 3/8" = 1'-0"



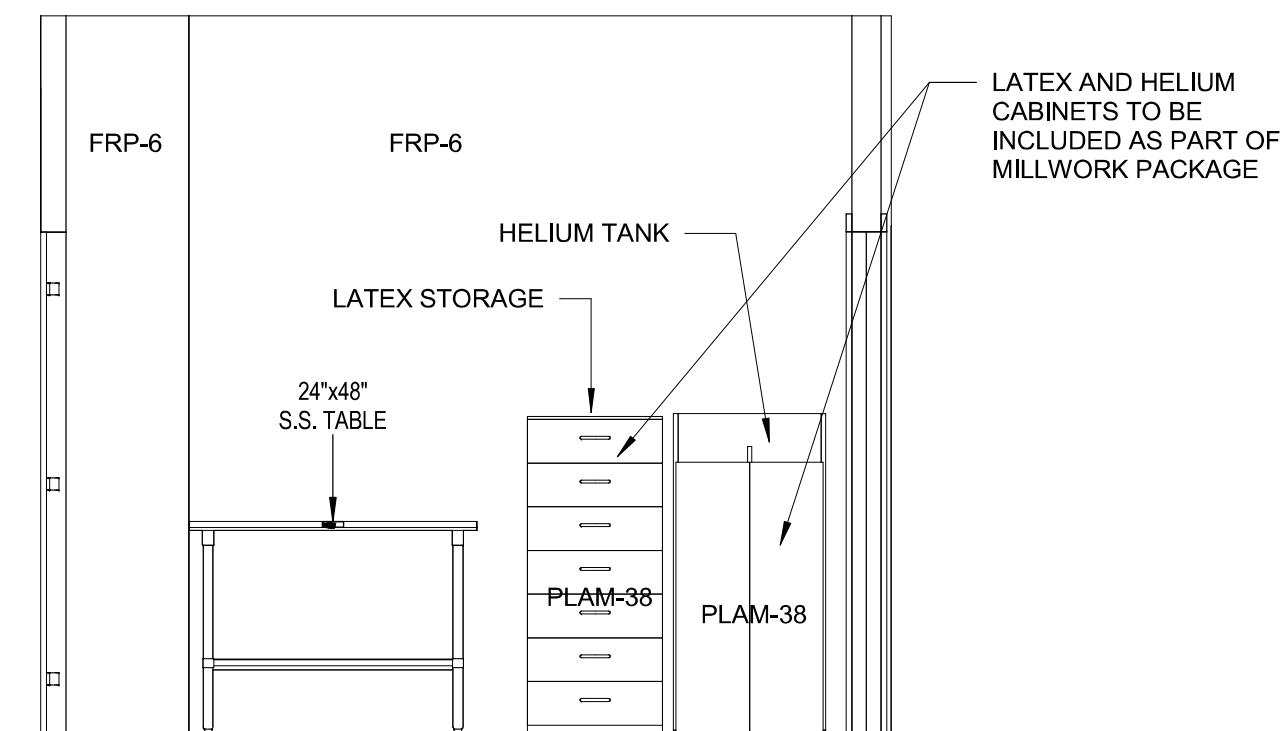
6 ELEVATION  
SCALE: 3/8" = 1'-0"



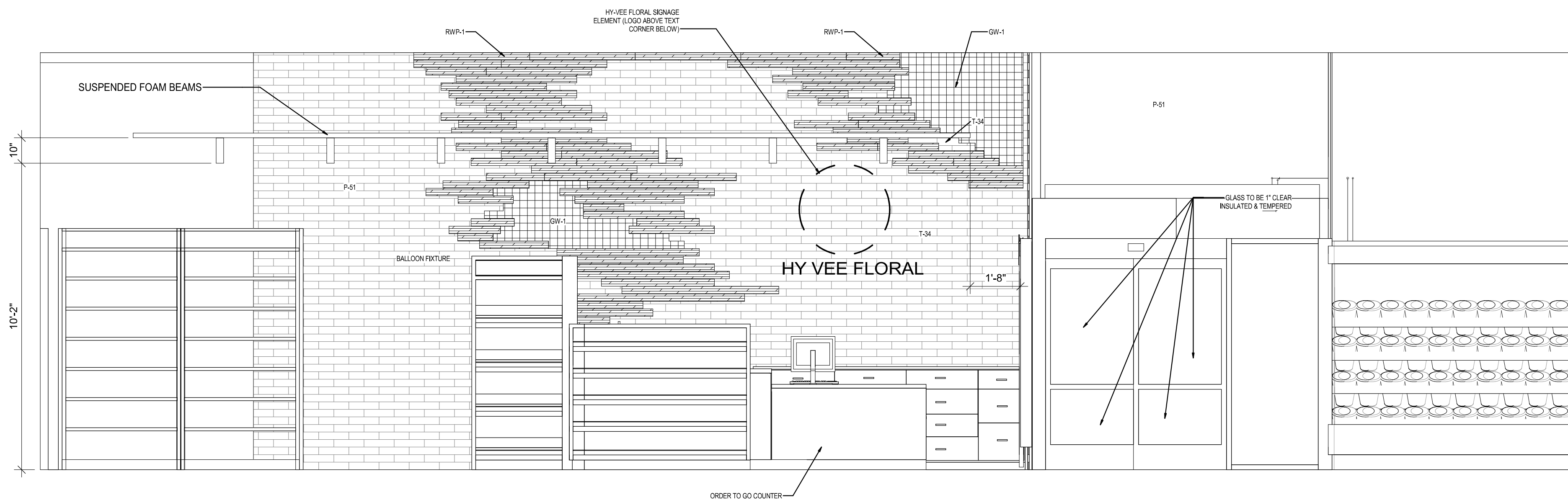
5 ELEVATION  
SCALE: 3/8" = 1'-0"



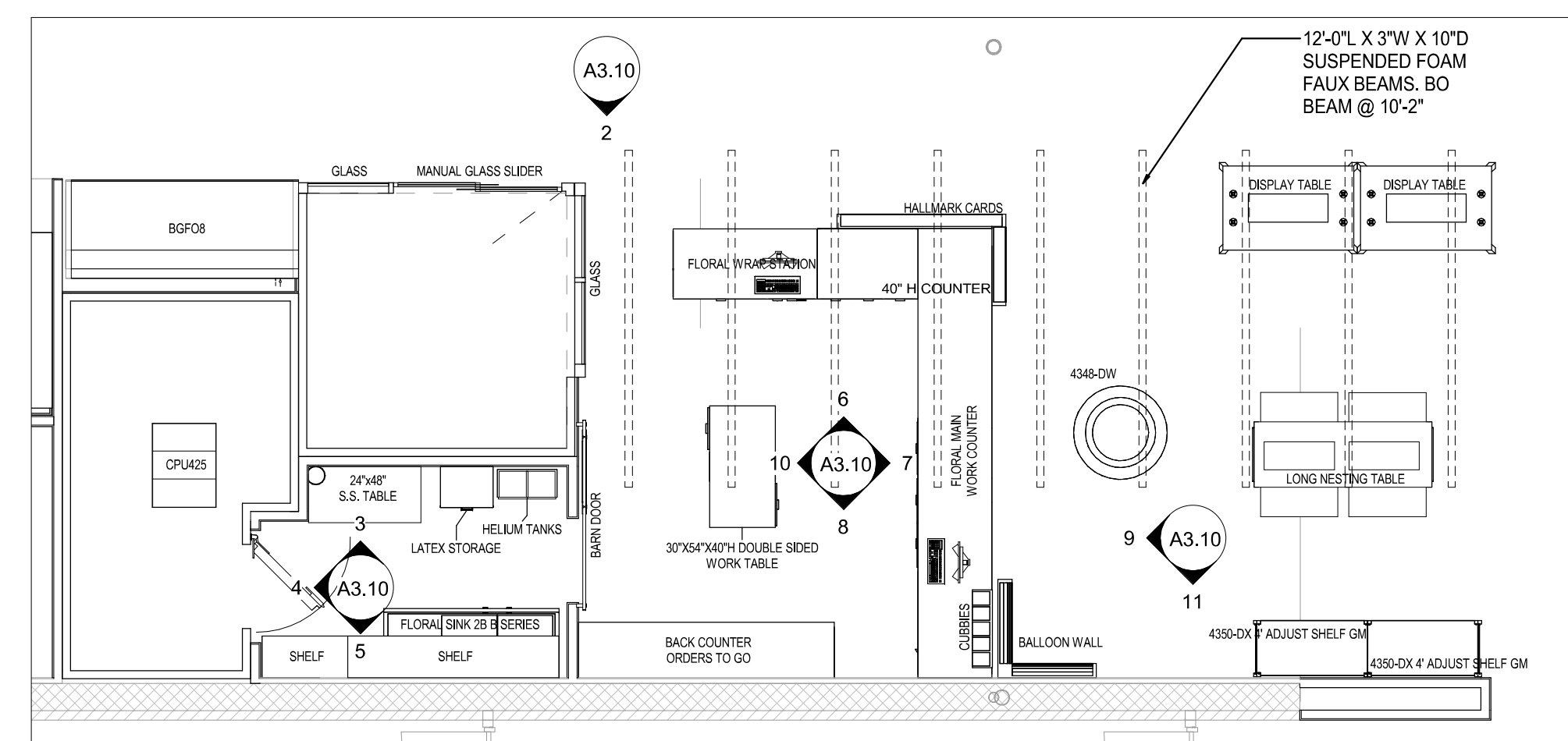
4 ELEVATION  
SCALE: 3/8" = 1'-0"



3 ELEVATION  
SCALE: 3/8" = 1'-0"



2 ELEVATION  
SCALE: 3/8" = 1'-0"



PARTIAL FLOOR PLAN -  
FLORAL  
1 SCALE: 3/16" = 1'-0"

GENERAL NOTES

FOR FINISH SCHEDULE SEE SHEET A2.2.

REVISION DATE BY

brr

Architect of Record:  
BRR Architecture, Inc.  
Kansas City  
Suite 300  
Overland Park, KS 66204  
Tel: 913-262-9095  
Fax: 913-262-9044

PROFESSIONAL SEAL  
STATE OF MISSOURI  
RICHARD A. MAJORS, JR.  
NUMBER  
A-007528  
REGISTERED ARCHITECT  
Richard A. Majors, Jr.  
Architect  
Missouri License No. A-007528

HY-VEE INC.  
5820 WEST TOWN PARKWAY  
WEST DES MOINES, IOWA 50386  
TEL: (515) 281-2600  
FAX: (515) 281-2635  
EMPLOYEE OWNED  
LEE'S SUMMIT, MO #2



ENLARGED PLAN  
& ELEVATIONS -  
FLORAL

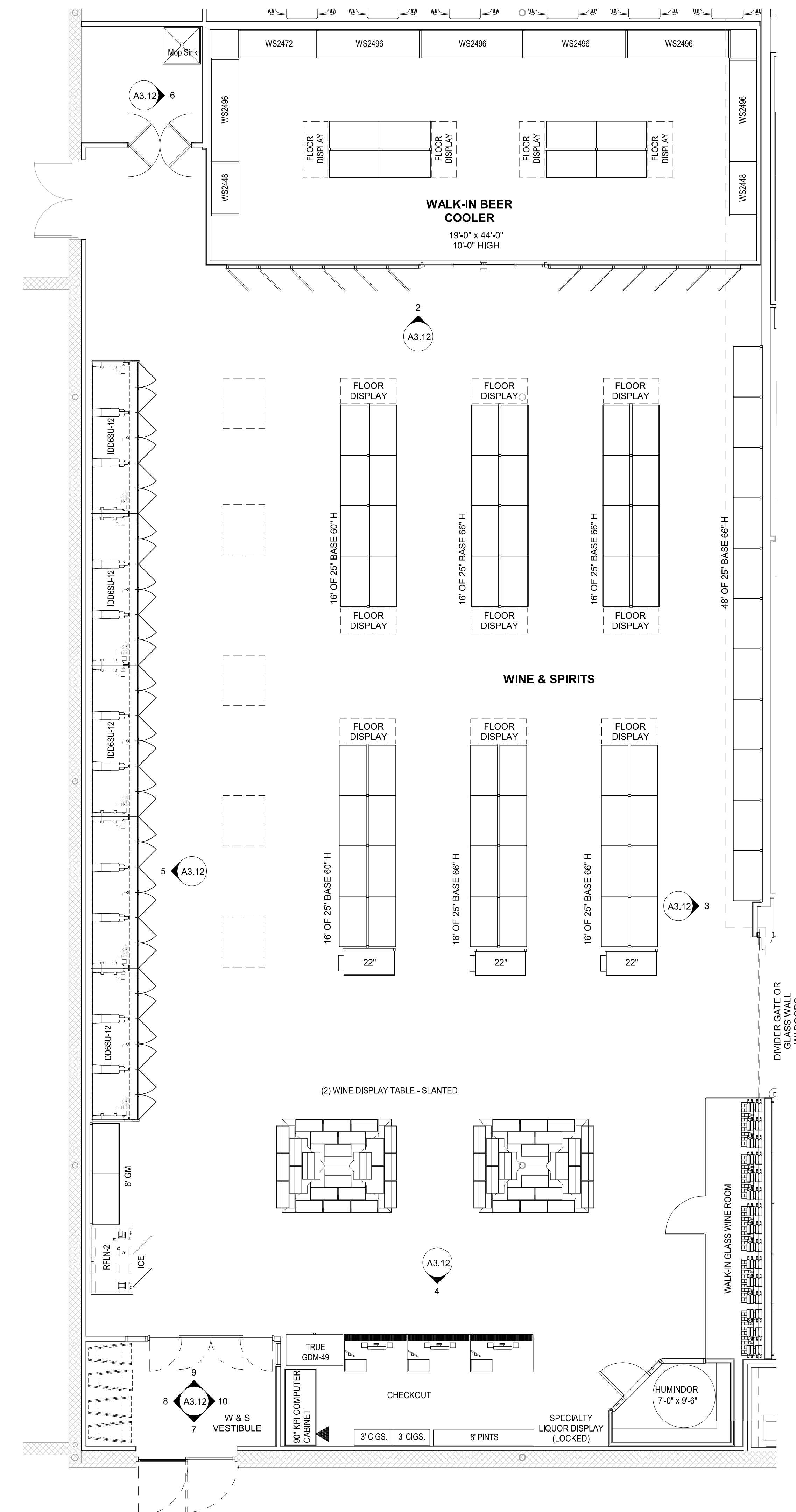
PROJECT MANAGER  
SB  
CHECKED BY  
JPS  
DATE  
10/20/2020  
SCALE  
As indicated  
JOB NUMBER  
62930547

SHEET  
A3.10



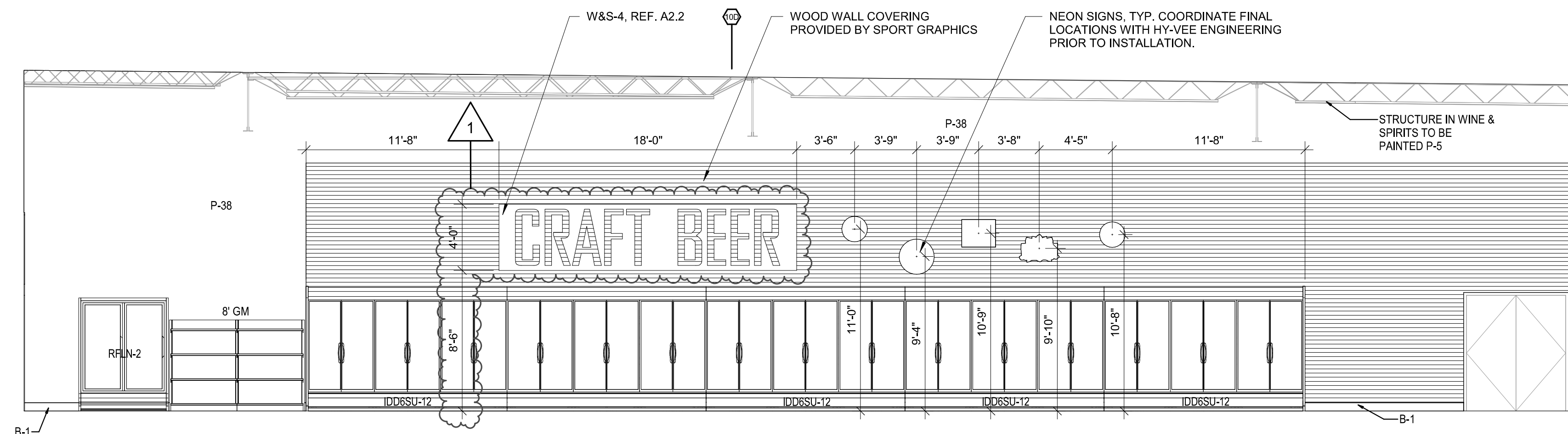
### GENERAL NOTES

FOR FINISH SCHEDULE SEE SHEET A2.2.



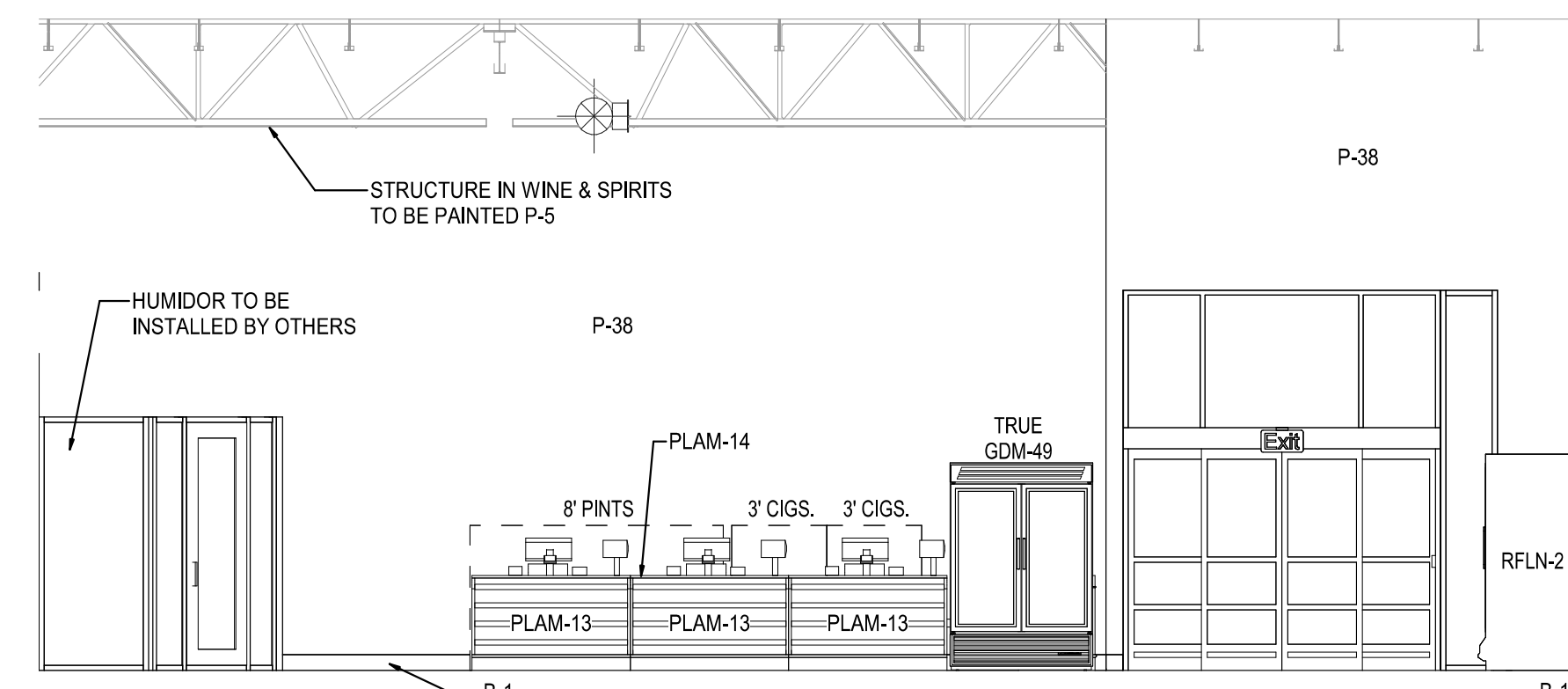
## PARTIAL FLOOR PLAN - WINE & SPIRITS

1  
SCALE: 3/16" = 1'-0"

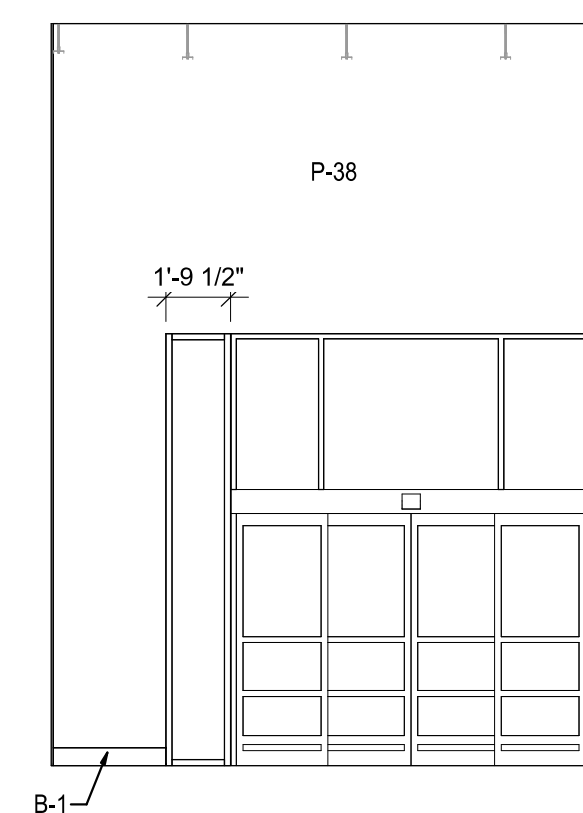


5 ELEVATION


SCALE:  $3/16" = 1'-0"$



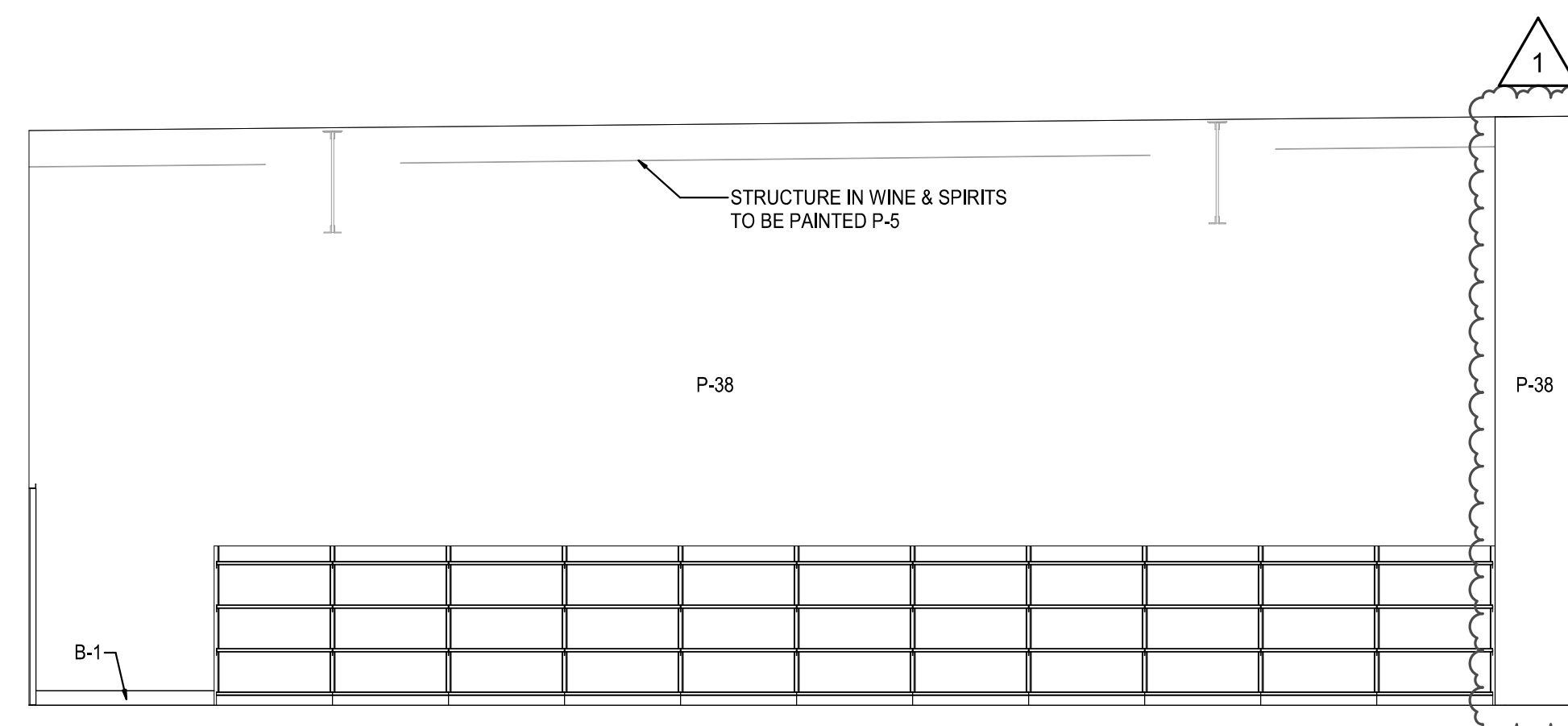
4 ELEVATION  
SCALE: 3/16" = 1'-0"



9 ELEVATION  
SCALE: 3/16" = 1'-0"

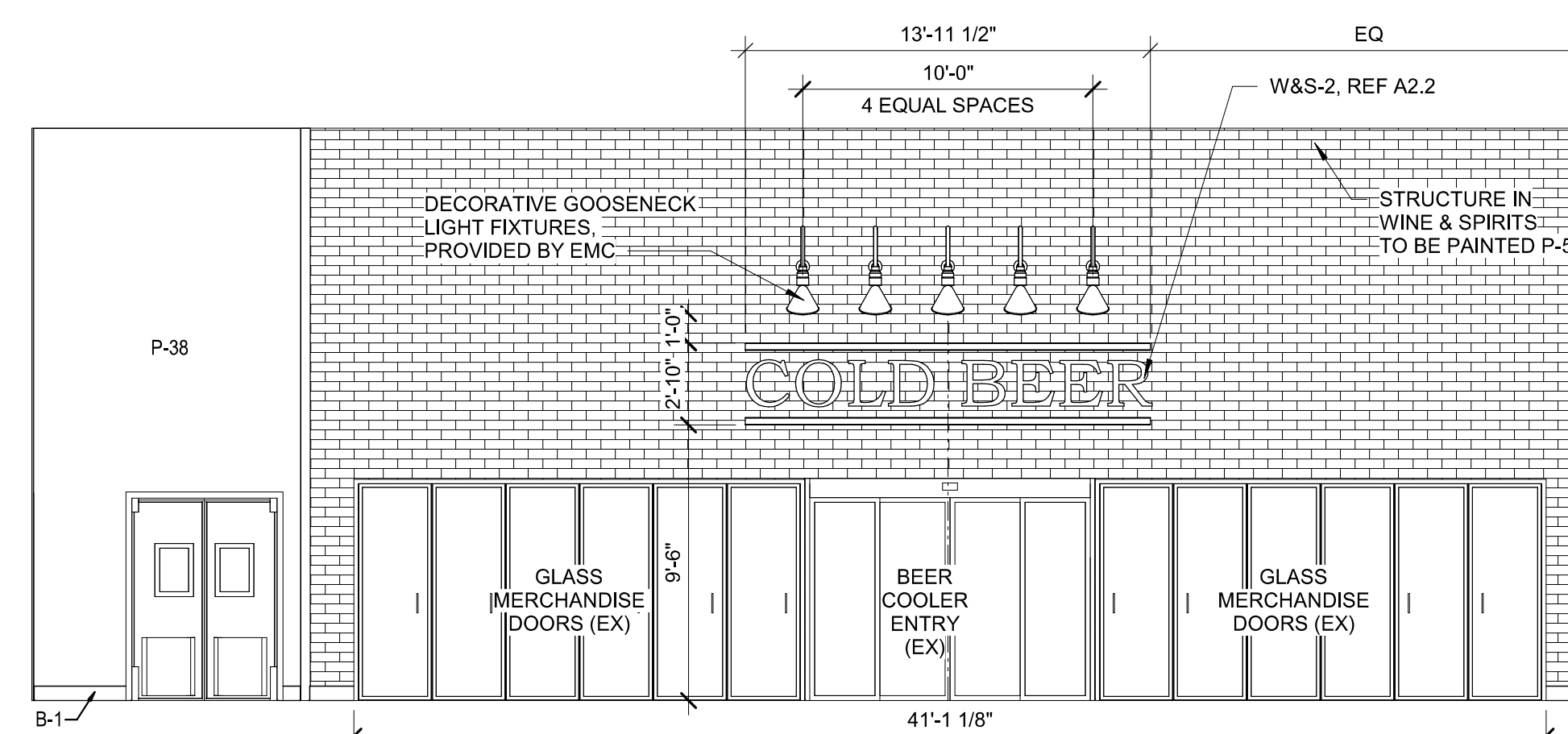


8 ELEVATION  
SCALE: 3/16" = 1'-0"

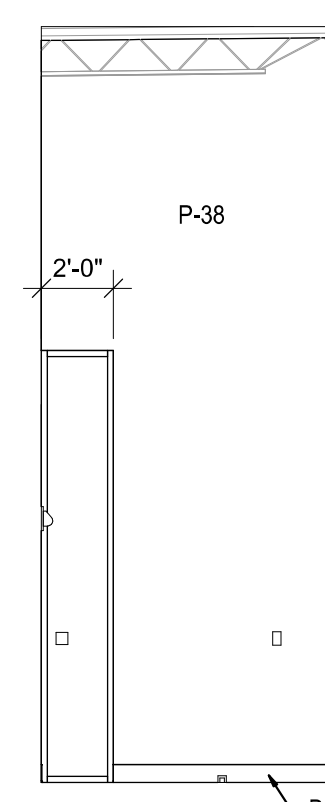


### 3 ELEVATION

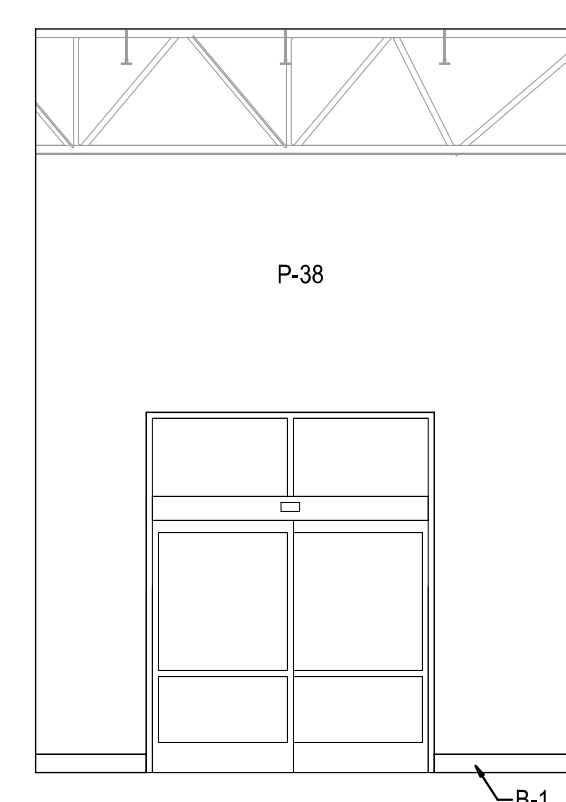
SCALE: 3/16" = 1'-0"



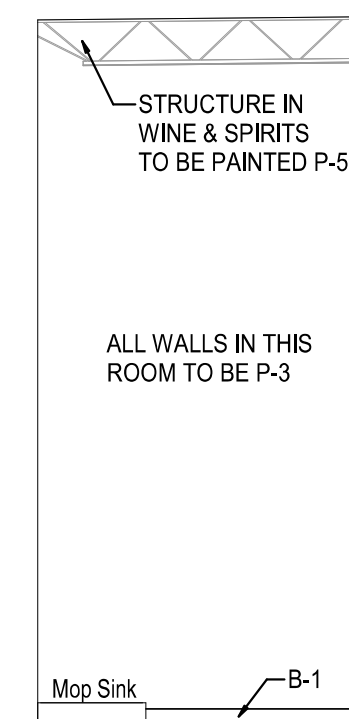
2 ELEVATION  
SCALE: 3/16" = 1'-0"



10 ELEVATION  
SCALE: 3/16" = 1'-0"



7 ELEVATION  
SCALE: 3/16" = 1'-0"



6 ELEVATION  
SCALE: 3/16" = 1'-0"



REVISION	DATE BY

**orr**


**Architect of Record:**  
**RR Architecture, Inc**

- Kansas City
- Stentonville
- Lenexa
- San Francisco
- Philadelphia
- Atlanta
- Austin
- Miami
- Los Angeles
- Chicago

• **8131 Metcalf Avenue**  
• **Suite 300**  
• **Overland Park, KS 66204**

• **Tel: 913-262-9095**  
• **Fax: 913-262-9044**

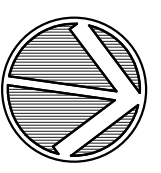
PROFESSIONAL SEAL



Richard A. Majors, Jr.  
Architect  
Missouri License No. A-007528

LOCATION  
LEE'S SUMMIT, MO #2

**duyvee®**  
EMPLOYEE OWNED



NORTH

ENLARGED PLAN  
& ELEVATIONS -  
PRODUCE PREP

PROJECT MANAGER SB	CHECKED BY: JPS
DRAWN BY: AP	DATE: 10/20/2020
SCALE: As indicated	JOB NUMBER: 62930547

## A3.13

## GENERAL NOTES

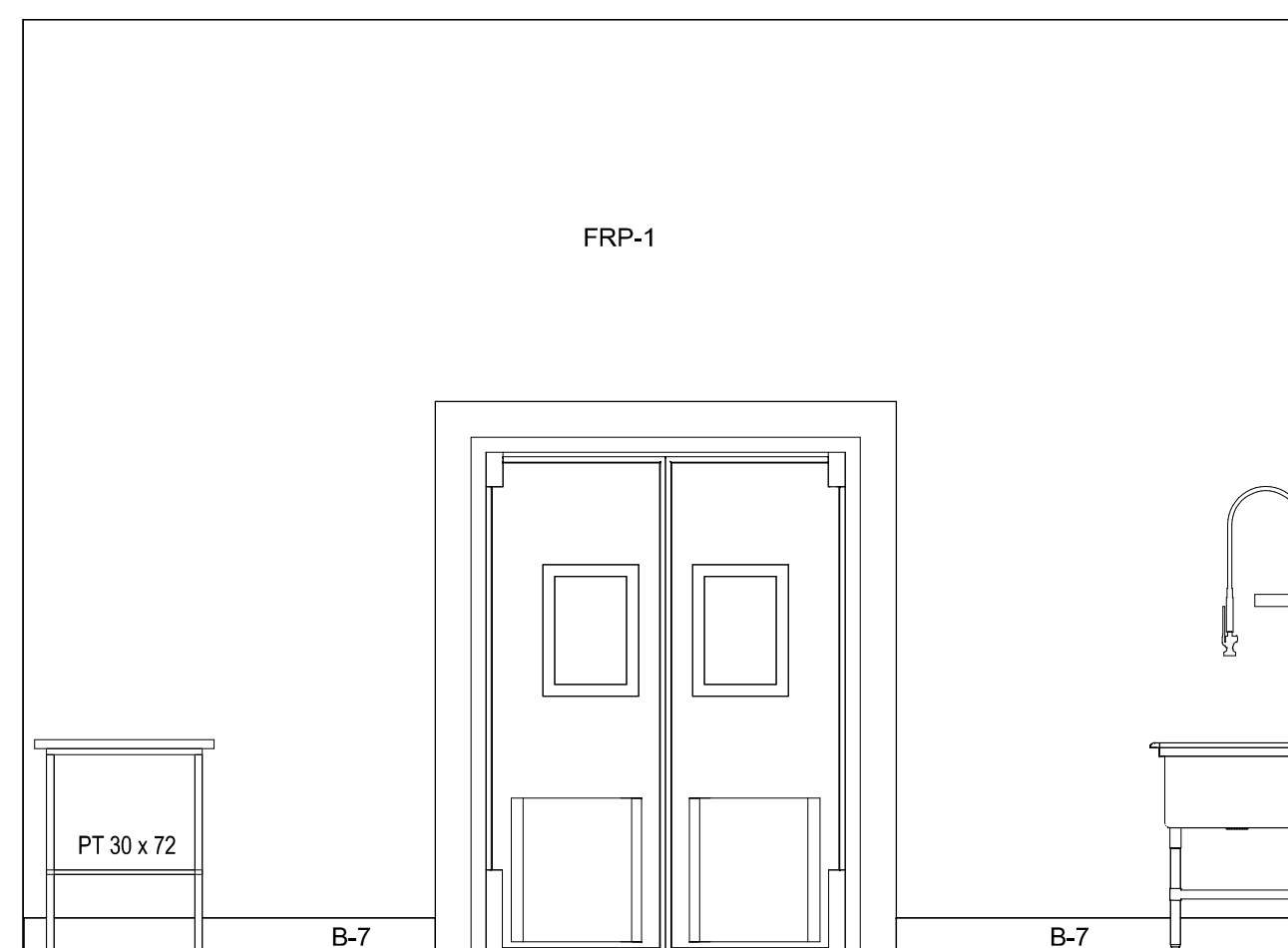
NOTES:

SEE SHEET A2.2 FOR FINISH SCHEDULE.

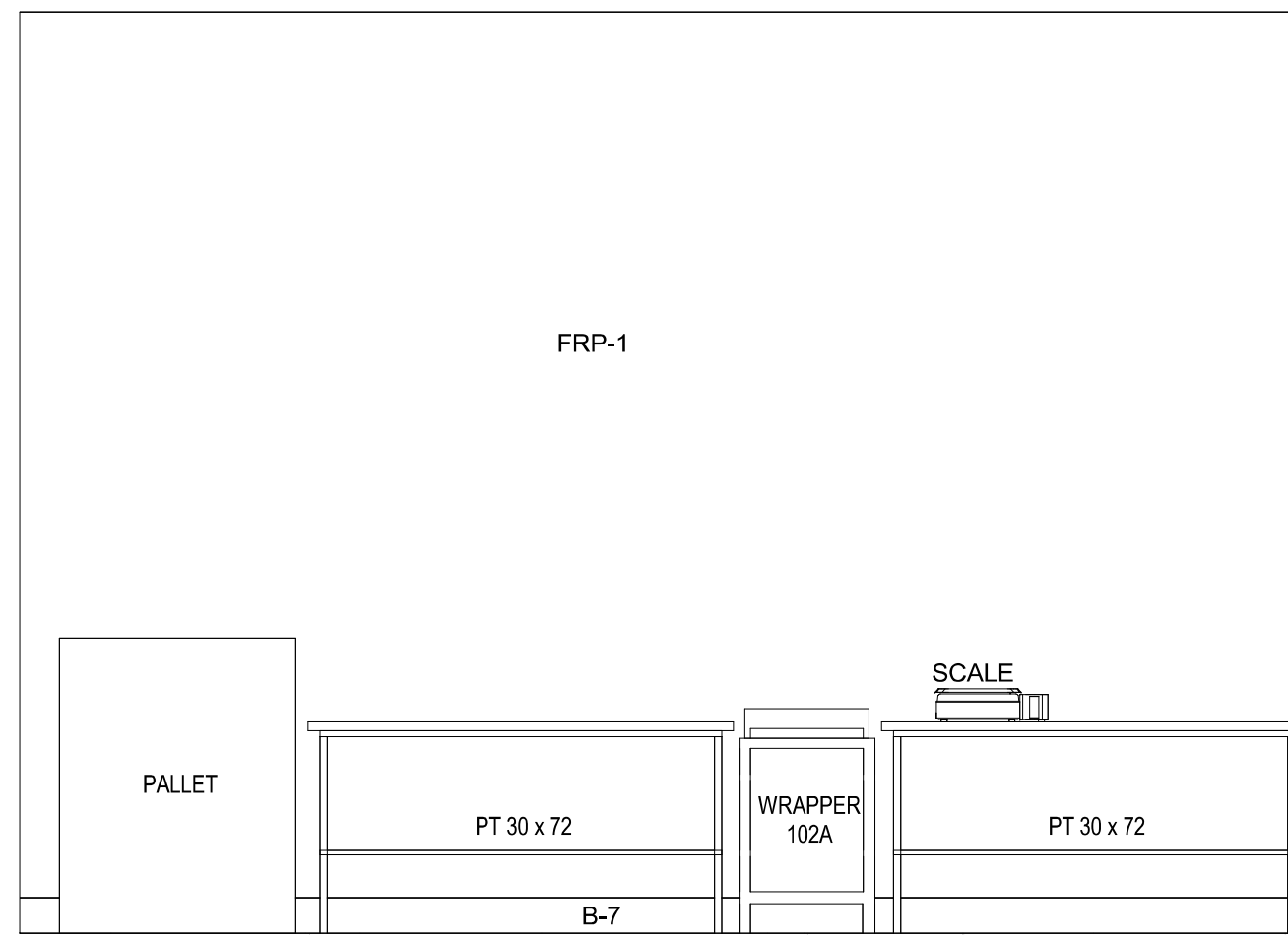
**TILED WALLS:**  
DO NOT CUT TILE AT BASE OF WALL. THE  
INTENT IS FOR THE WALLS TO ACCOMMODATE  
FULL TILES ABOVE 6" EPOXY BASE. (SEE EXACT  
DIMENSION ON ELEVATION 2)

DO NOT CUT T-26 TILE WIDTH ON ELEV 2 & 4.  
THE INTENT IS FOR THE TILE PORTION OF THE  
WALL TO BE THE WIDTH NEC'Y TO INSTALL THE  
NUMBER OF FULL TILES SHOWN ON THE ELEV.

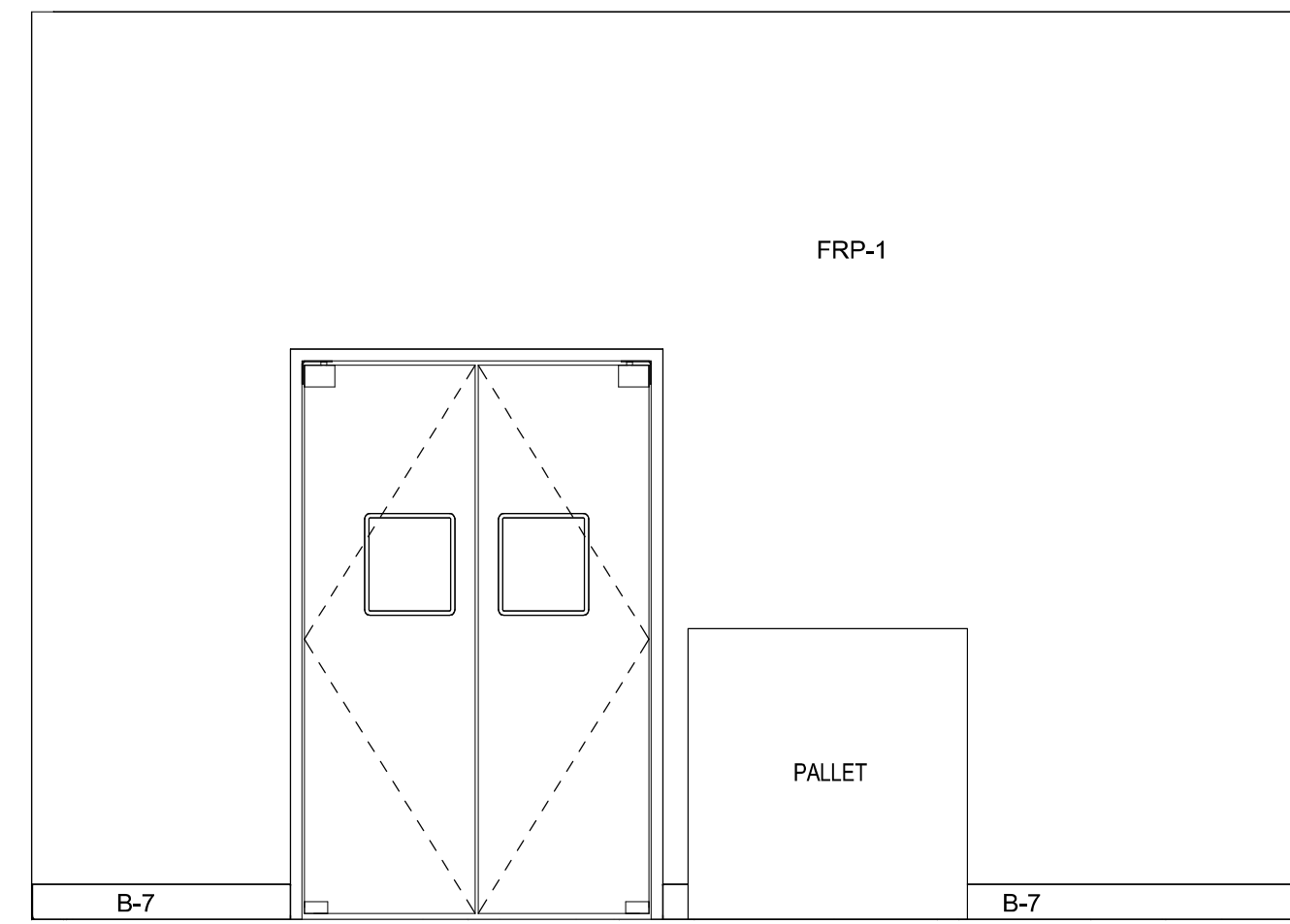
\*\*\*NOTE: INSTALL SCHLUTER-RONDEC SATIN ANODIZED ALUMINUM RO 80A STRIP ON ALL OUTSIDE CORNERS WITH CERAMIC TILE.



5 **ELEVATION**  
SCALE: 3/8" = 1'-0"

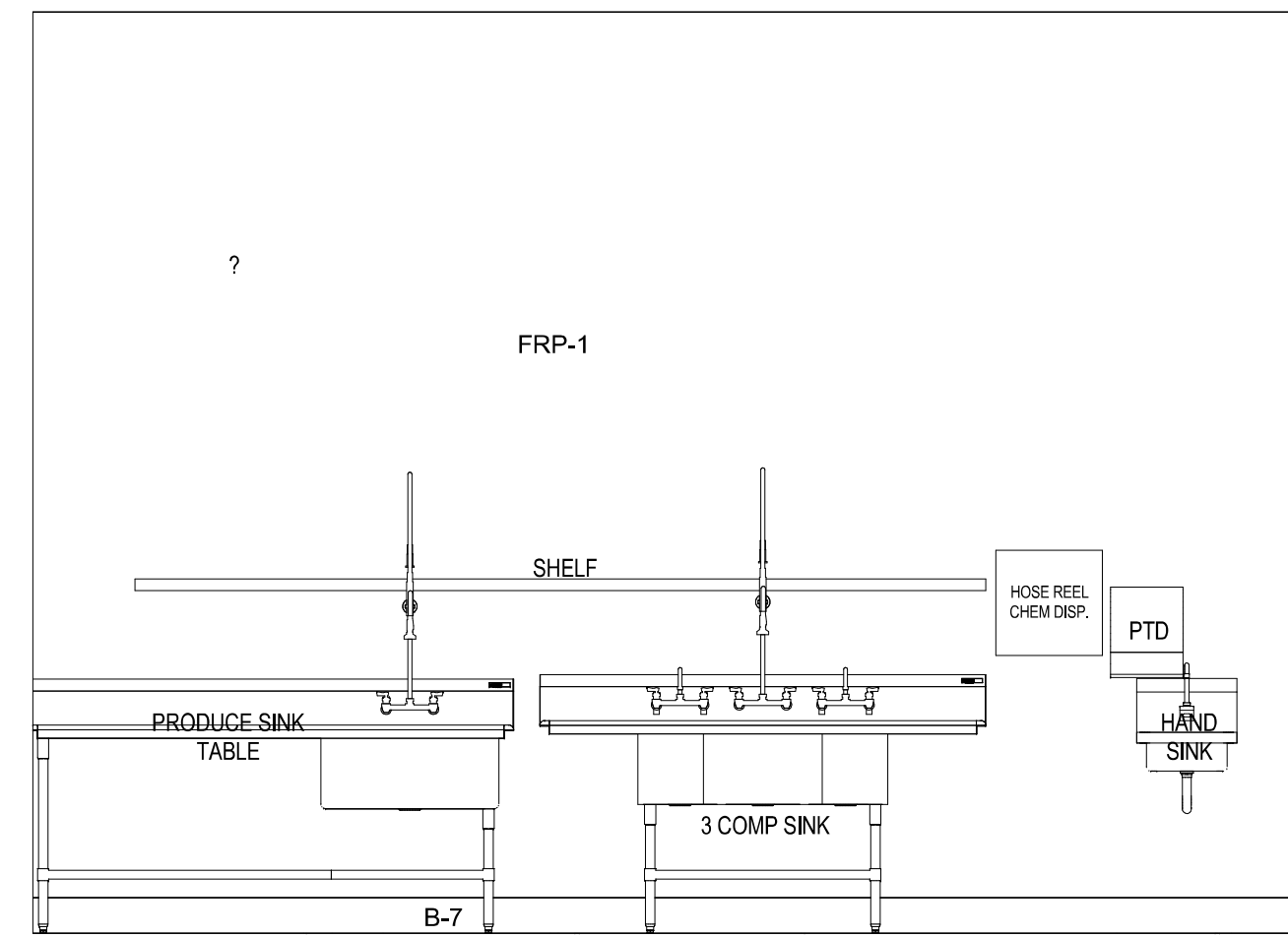


4 ELEVATION  
SCALE: 3/8" = 1'-0"

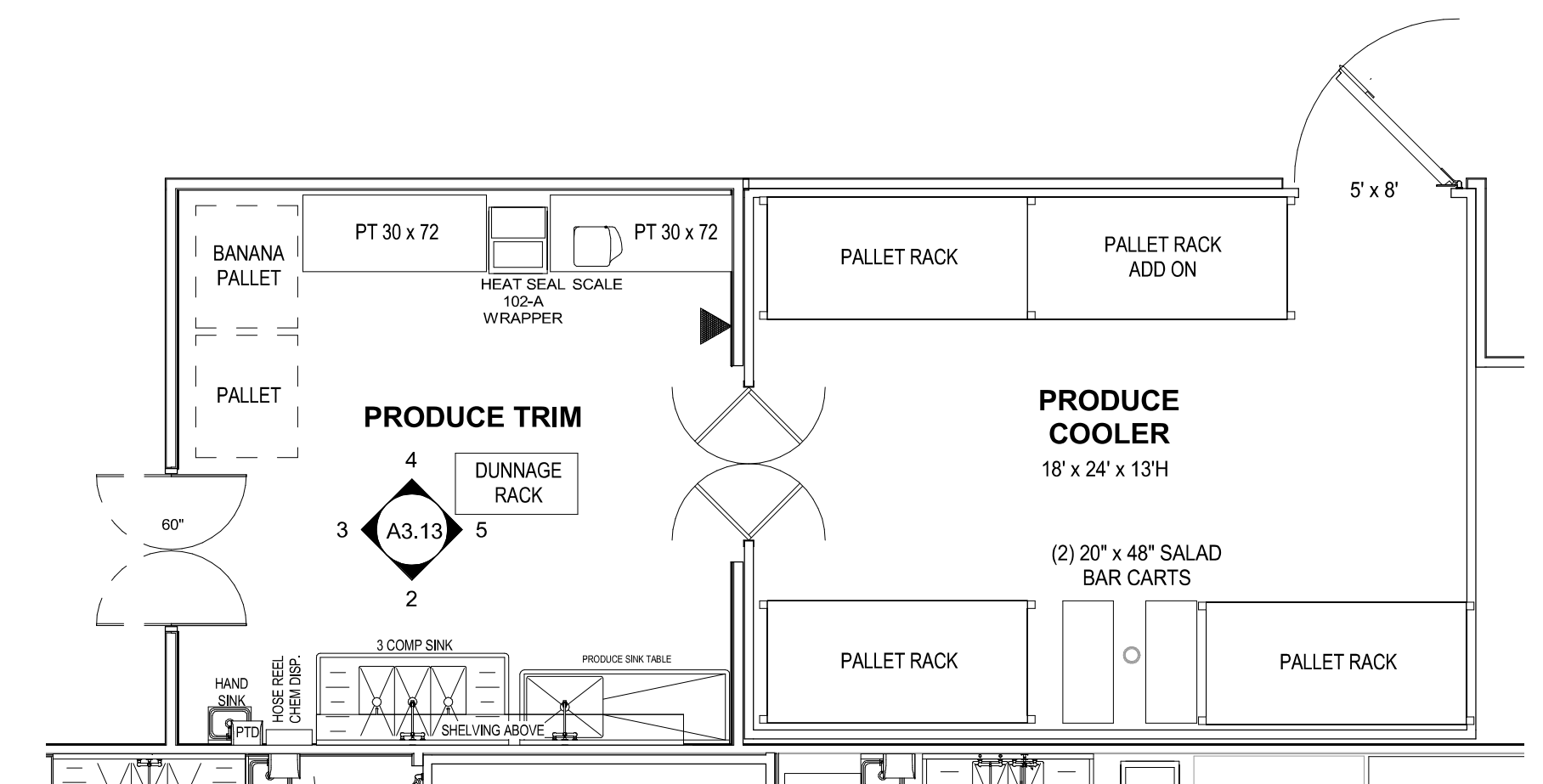


### 3 ELEVATION

SCALE: 3/8" = 1'-0"



2 ELEVATION  
SCALE: 3/8" = 1'-0"

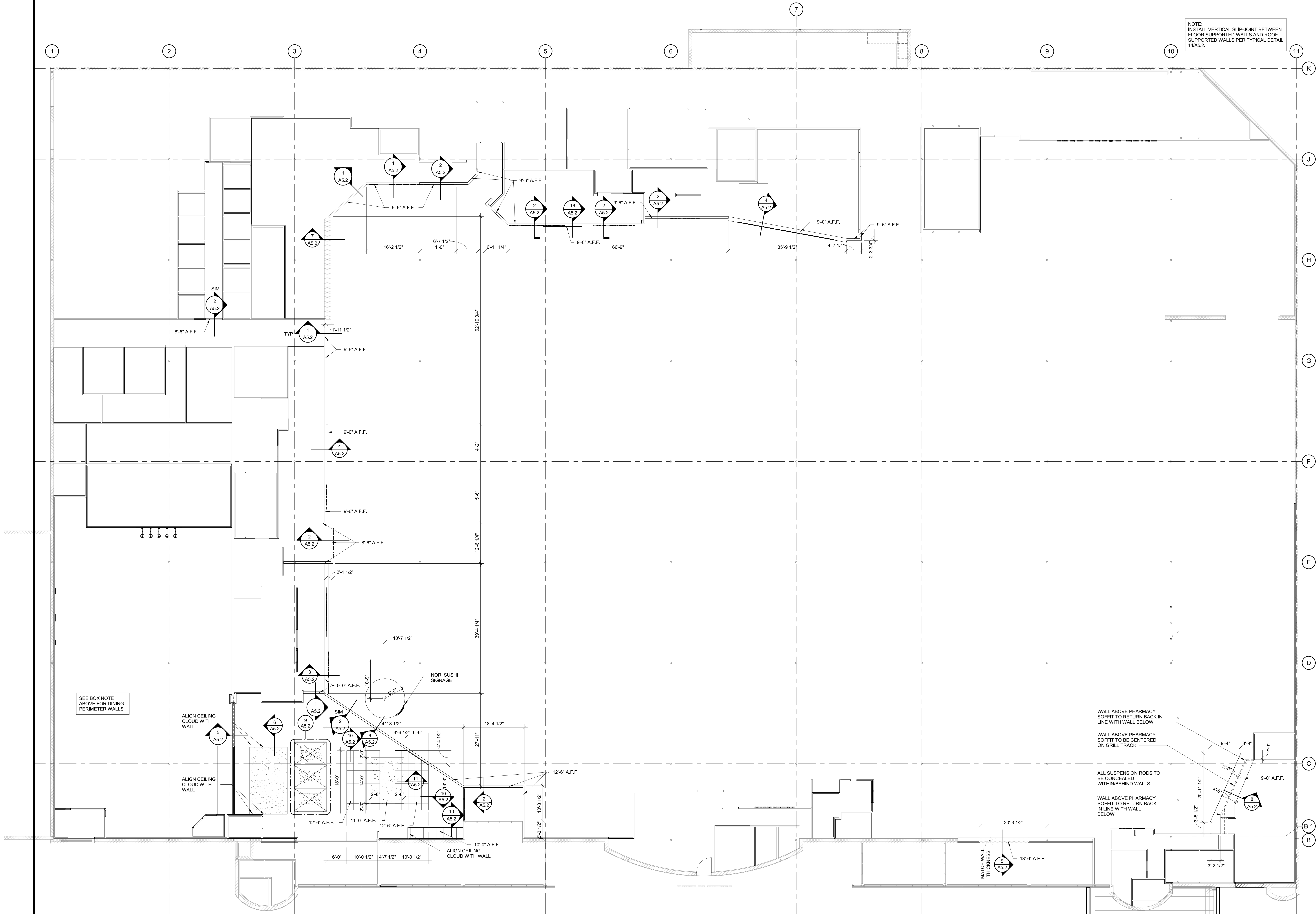


PARTIAL FLOOR PLAN -  
1 PRODUCE PREP

1 SCALE: 3/16" = 1'-0"



10/22/2020 10:24:54 PM



**DIMENSIONED  
BULKHEAD PLAN**  
2  
SCALE: 3/32" = 1'-0"

REVISION	DATE BY

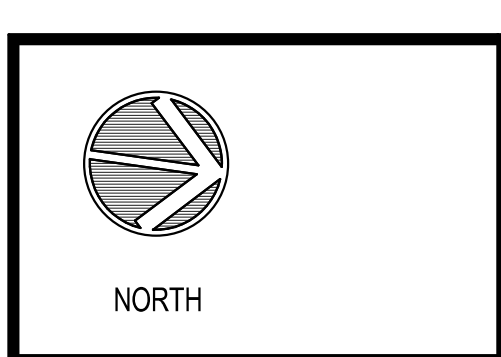
**brr**  
Architect of Record:  
BRR Architecture, Inc.  
Kansas City  
Overland Park, KS 66204  
Tel: 913-262-9095  
Fax: 913-262-9044

PROFESSIONAL SEAL  
STATE OF MISSOURI  
RICHARD A. MAJORS, JR.  
ARCHITECT  
NUMBER  
A-007528  
EXPIRATION DATE  
12/31/2023  
Richard A. Majors, Jr.  
Architect  
Missouri License No. A-007528

LOCATION  
**LEE'S SUMMIT, MO #2**

HY-VEE, INC.  
5820 WESTOWN PARKWAY  
WEST DES MOINES, IOWA 50386  
TEL: (515) 267-2800  
FAX: (515) 267-2335

**Hy-Vee**  
EMPLOYEE OWNED




**DIMENSIONED  
BULKHEAD PLAN**

PROJECT MANAGER SB	CHECKED BY JPS
DRAWN BY SB	DATE 10/20/2020
SCALE 3/32" = 1'-0"	JOB NUMBER 62930547

SHEET  
**A5.0**



11/12/2020 11:38:52 AM



1 REFLECTED CEILING PLAN  
SCALE: 3/32" = 1'-0"

REVISION		DATE BY
1	ASR	11/12/20

**brr**

Architect of Record:  
BRR Architecture, Inc.  
Kansas City 8131 Metcalf Avenue  
Phoenix Suite 300  
San Francisco Overland Park, KS 66204  
Philadelphia Tel: 913-262-9095  
Austin Fax: 913-262-9044  
Chicago

PROFESSIONAL SEAL


STATE OF MISSOURI  
RICHARD A. MAJORS, JR.  
NUMBER A-072811  
EXPIRES 12/31/2021

Richard A. Majors, Jr.  
Architect 11/15/20  
Missouri License No. A-072811

LOCATION  
**LEE'S SUMMIT, MO #2**

HY-VEE INC.  
5820 WESTOWN PARKWAY  
WEST DES MOINES, IOWA 50386  
TEL: (515) 281-2600  
FAX: (515) 261-2335

**Hy-Vee**  
EMPLOYEE OWNED



REFLECTED  
CEILING PLAN

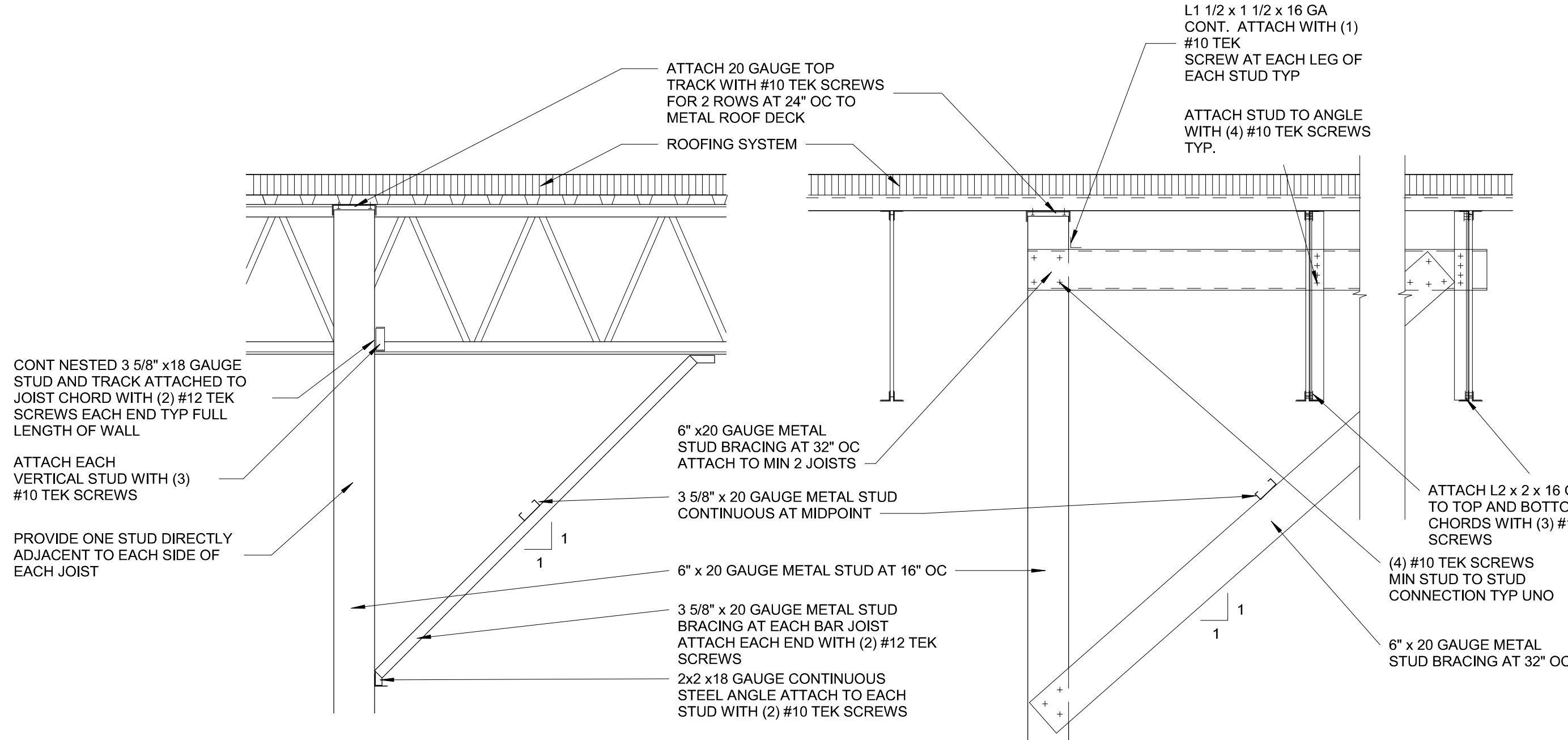
PROJECT MANAGER	CHECKED BY
SB	JPS
DRAWN BY:	DATE
AO	10/20/2020
SCALE	SHEET NUMBER
3/32" = 1'-0"	62930547

SHEET  
**A5.1**



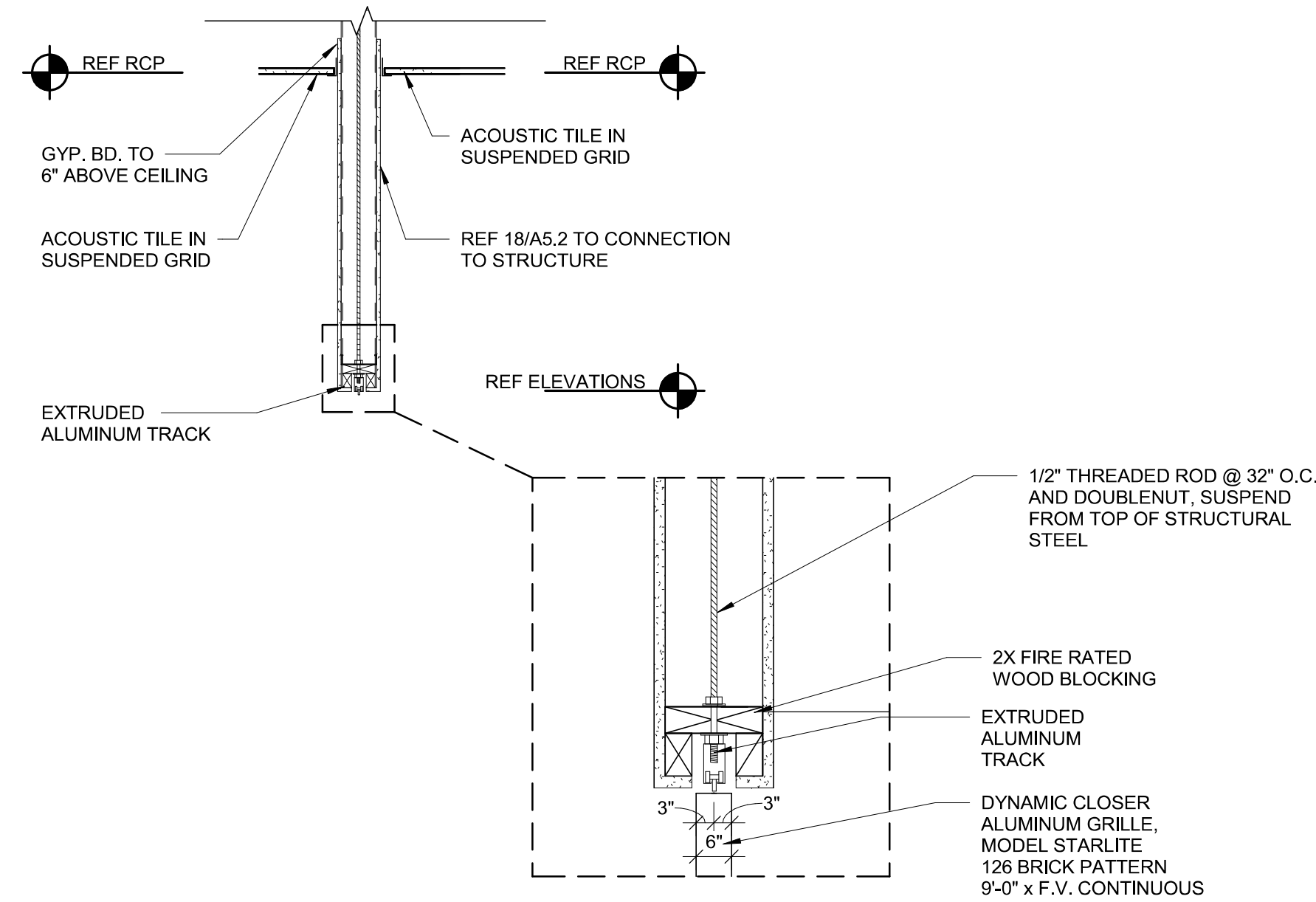
## 17 TYPICAL BULKHEAD CONNECTIONS

SCALE: 12" = 1'-0"



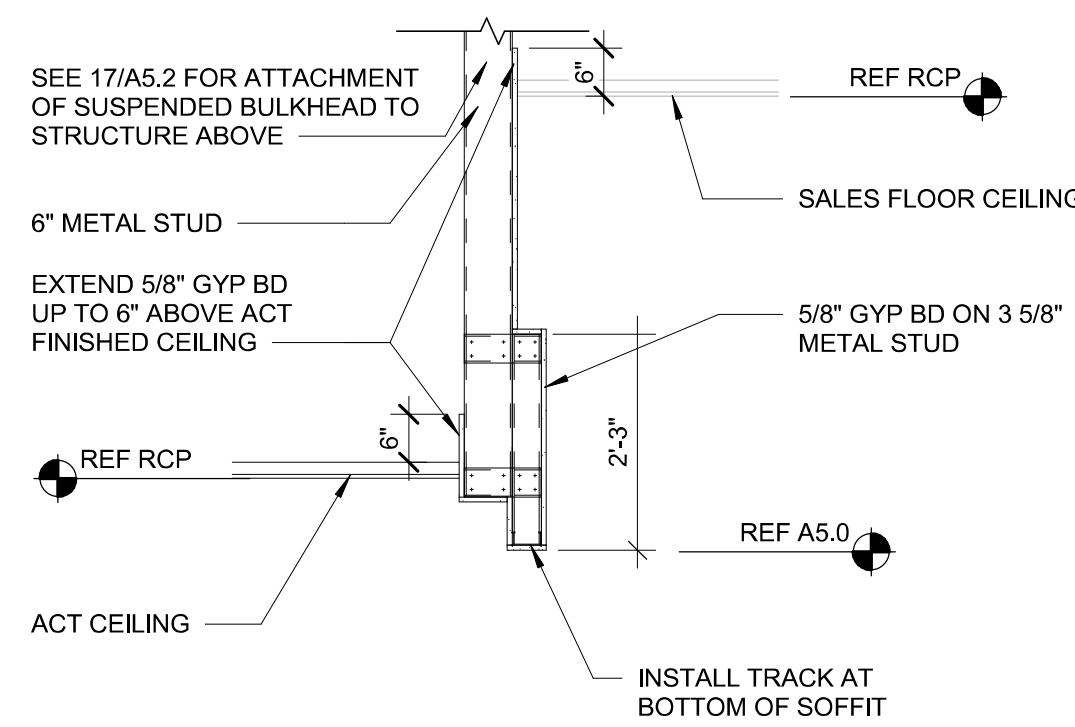
## 16 BULKHEAD SECTION AT WINE AND SPIRITS

SCALE: 1/2" = 1'-0"



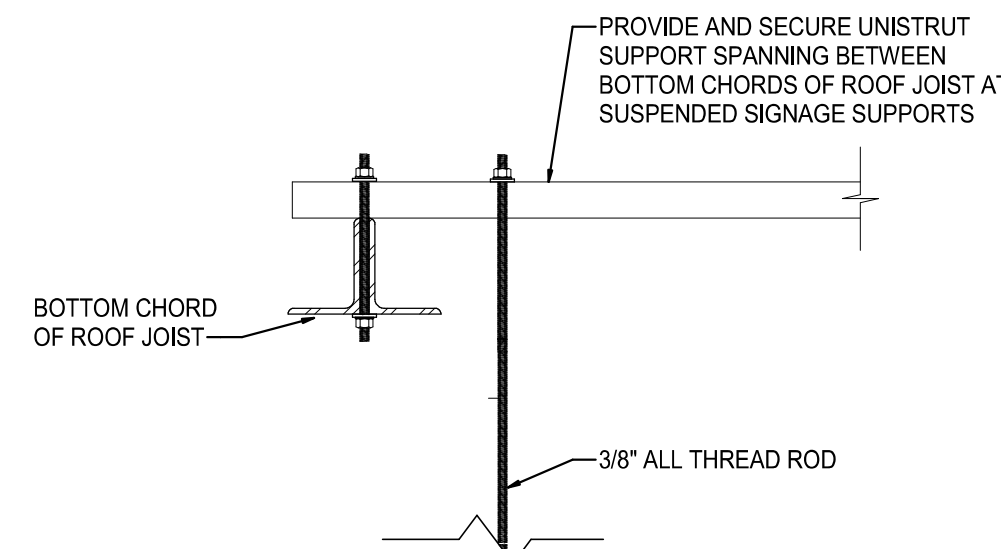
## 15 BULKHEAD SECTION

SCALE: 1/2" = 1'-0"



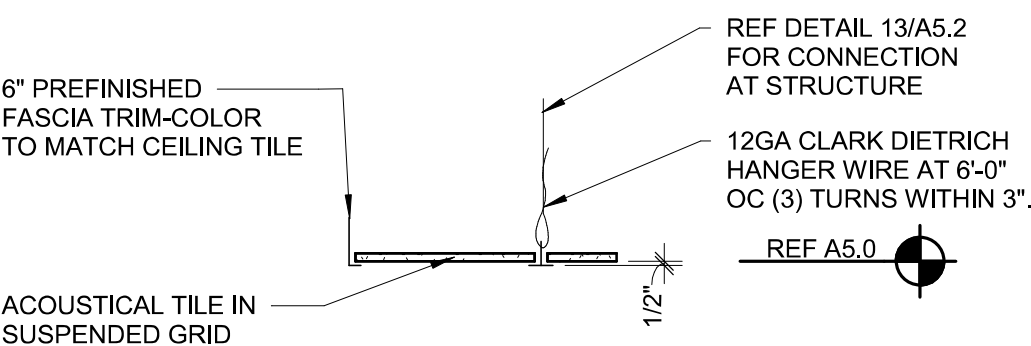
## 14 SIGNAGE SUPPORT DETAIL

SCALE: 1 1/2" = 1'-0"



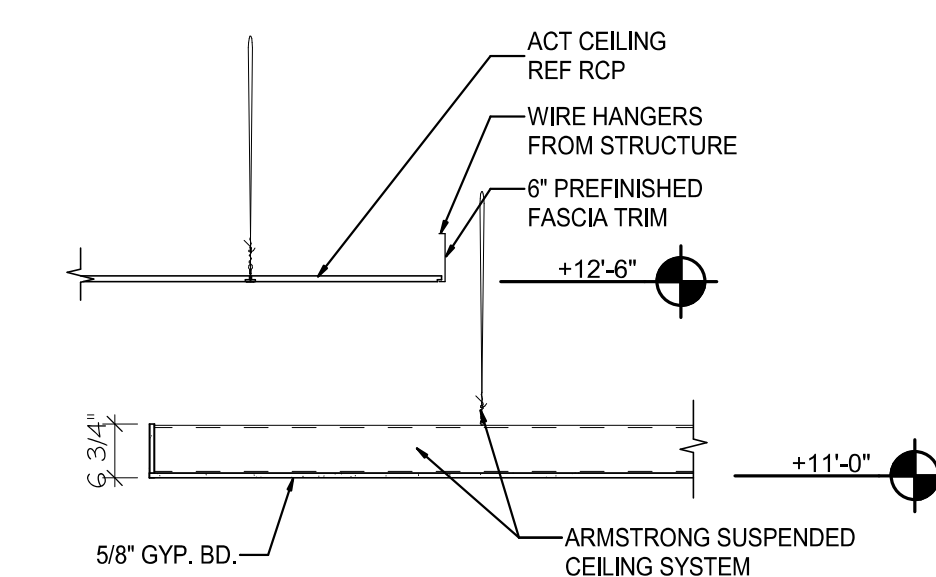
## 10 CLOUD AT ACT CEILING

SCALE: 1/2" = 1'-0"



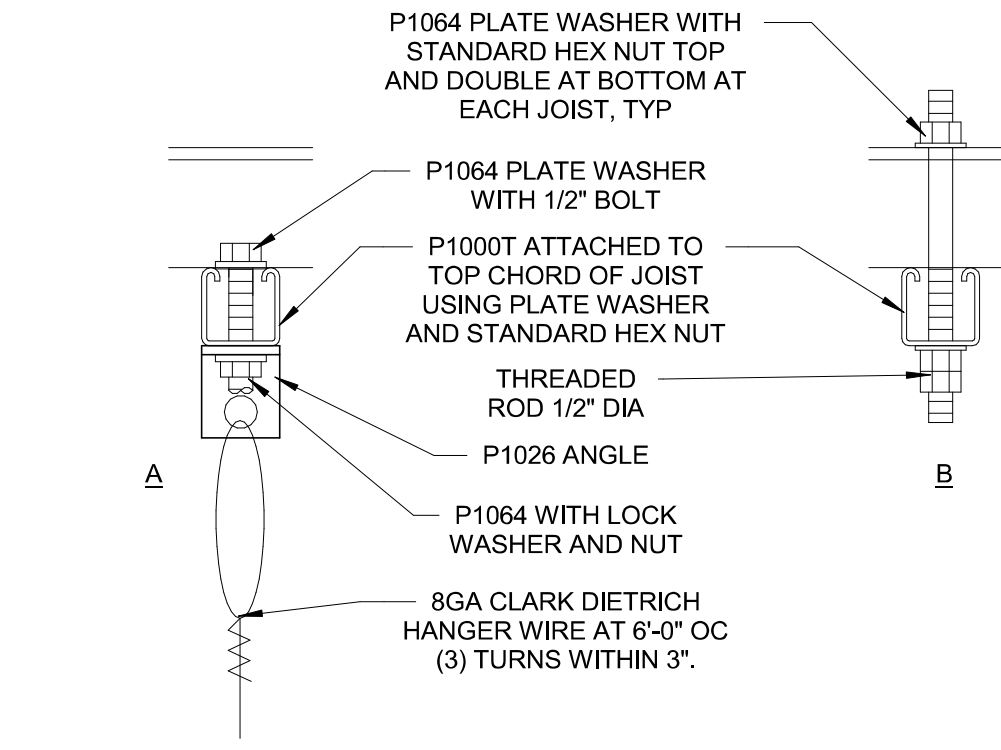
## 11 CLOUD SECTION

SCALE: 1/2" = 1'-0"



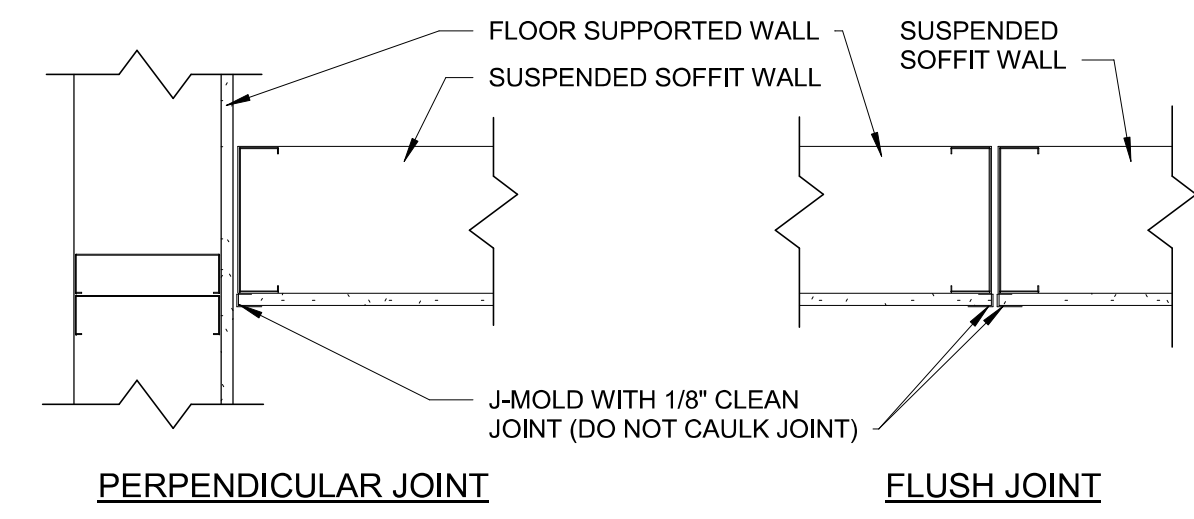
## 13 CONNECTION AT STRUCTURE

SCALE: 3" = 1'-0"



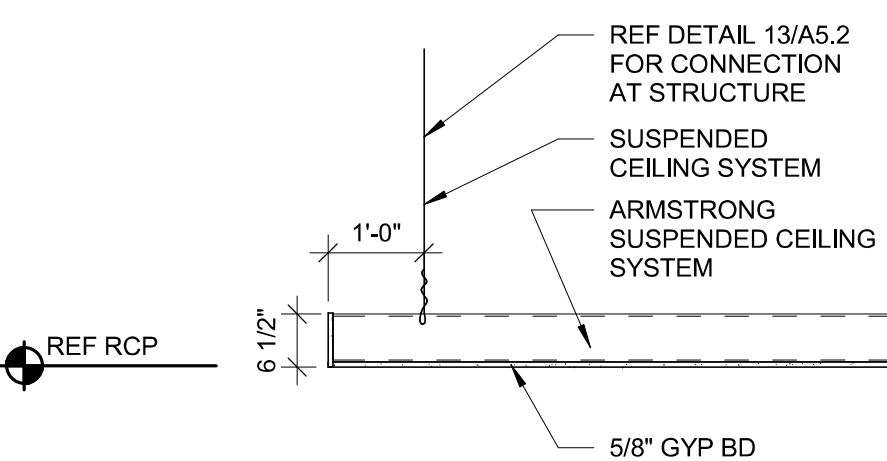
## 12 TYPICAL SLIP-JOINT DETAIL

SCALE: 1 1/2" = 1'-0"



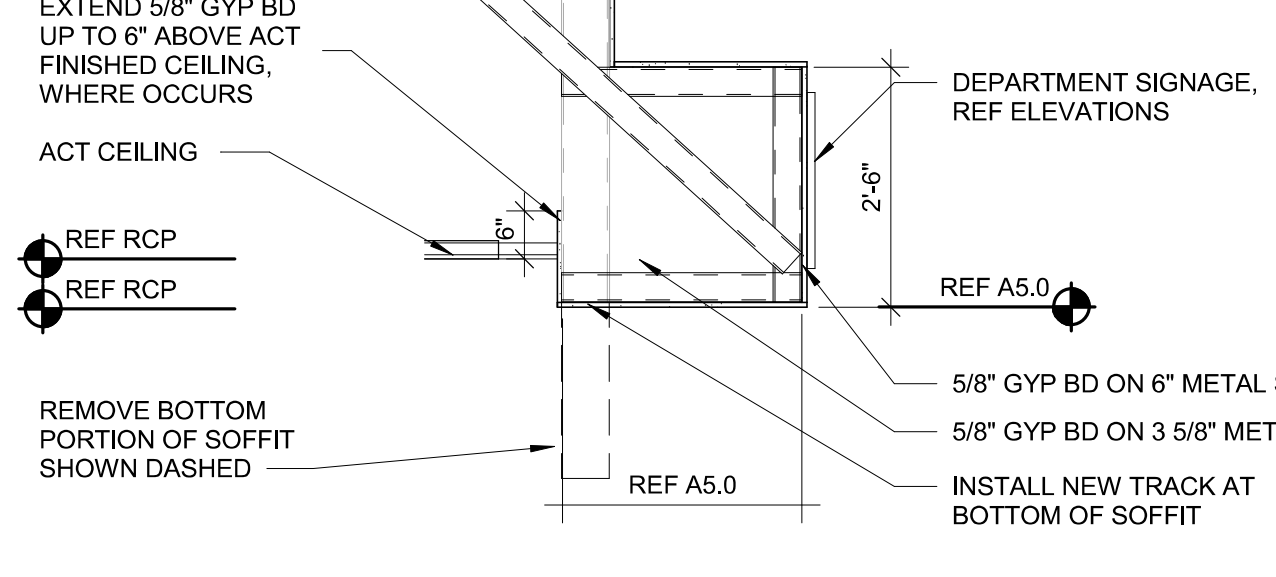
## 6 SECTION AT GYP BD CLOUD

SCALE: 1/2" = 1'-0"



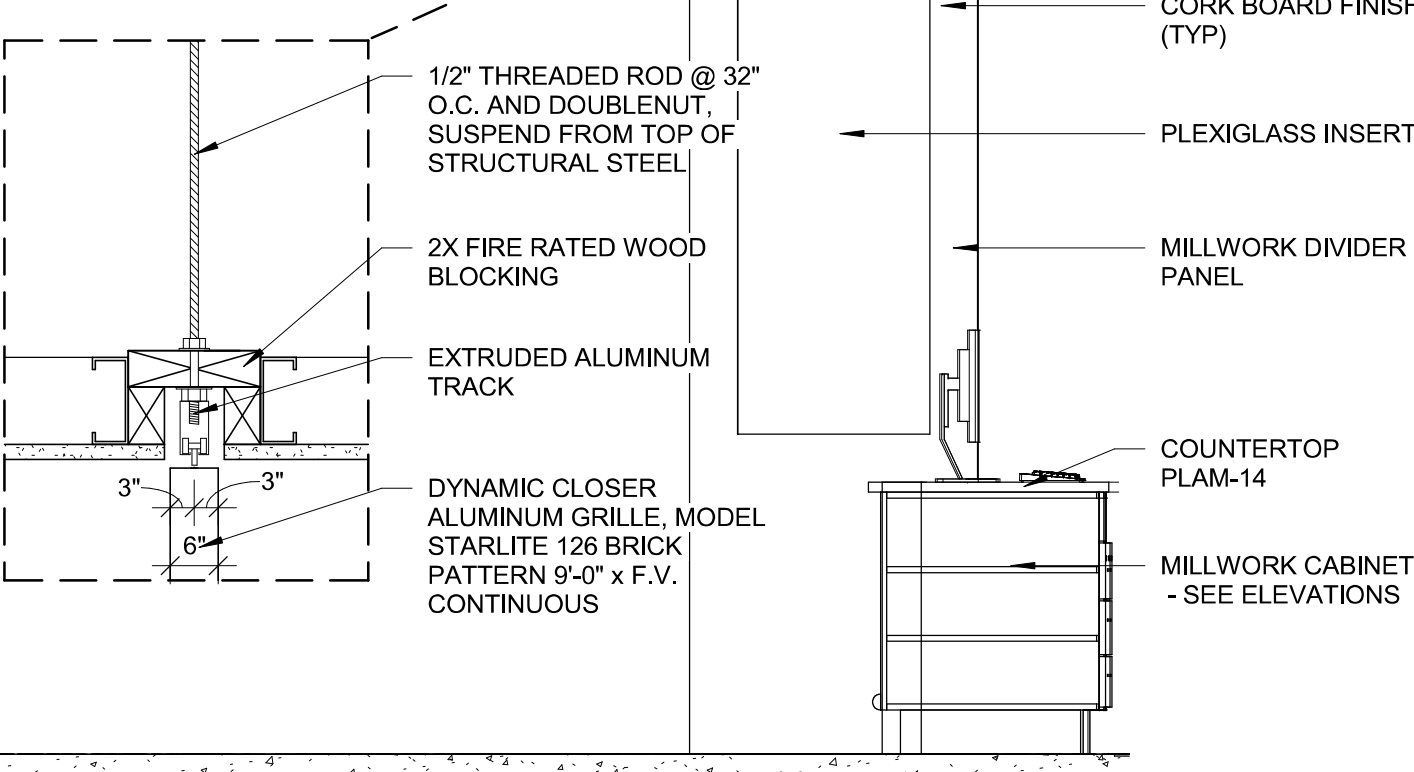
## 7 BULKHEAD SECTION

SCALE: 1/2" = 1'-0"



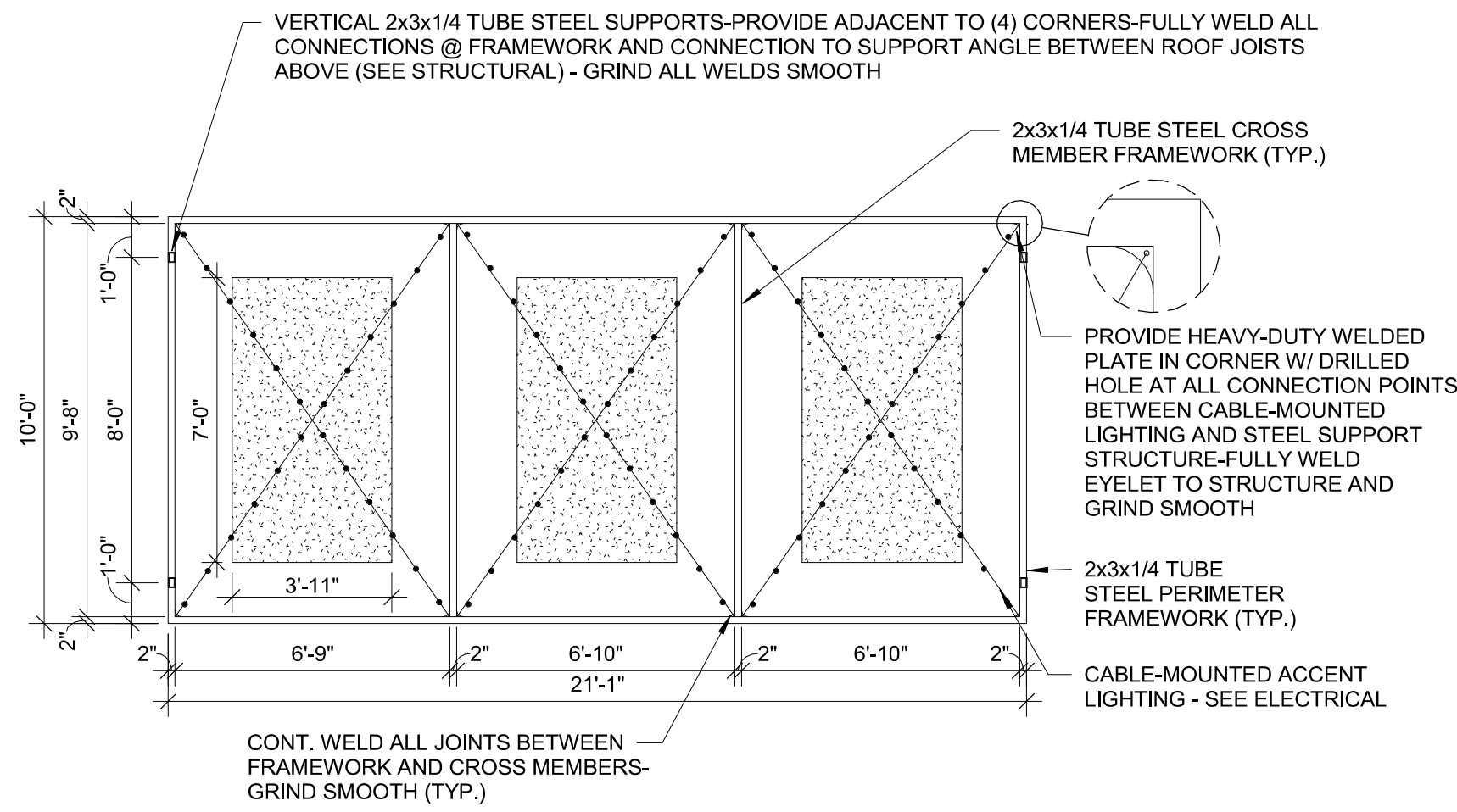
## 8 BULKHEAD SECTION

SCALE: 1/2" = 1'-0"



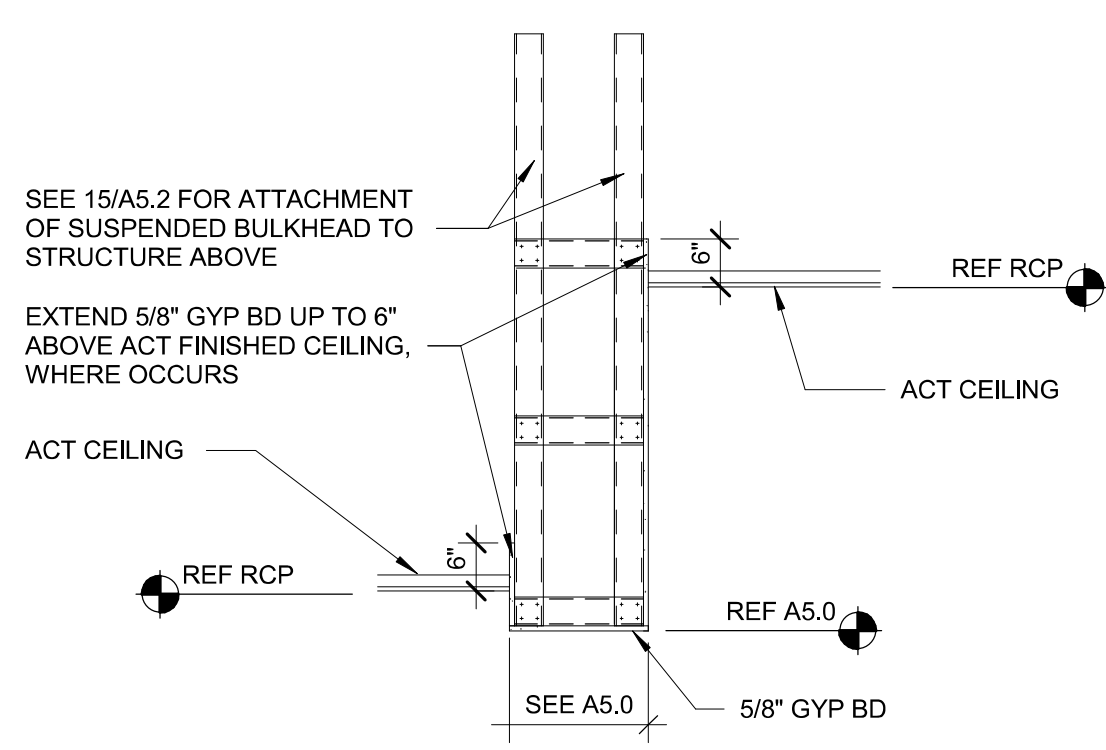
## 9 BAR/DINING AREA LIGHTING FRAMEWORK DETAIL

SCALE: 1/4" = 1'-0"



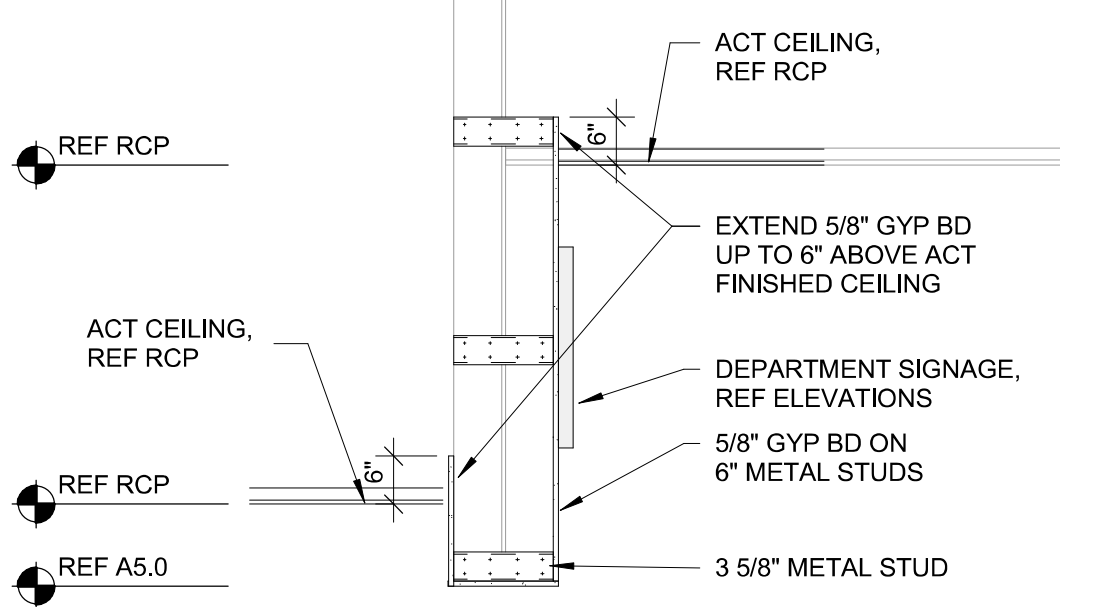
## 5 BULKHEAD SECTION

SCALE: 1/2" = 1'-0"



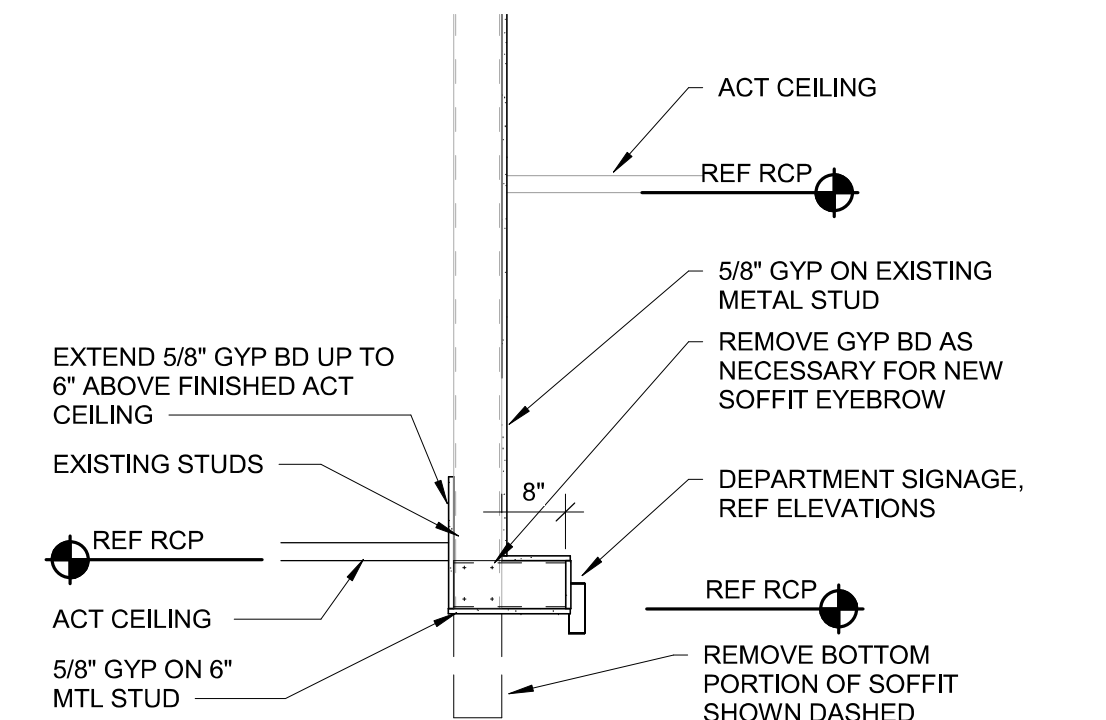
## 4 BULKHEAD SECTION

SCALE: 1/2" = 1'-0"



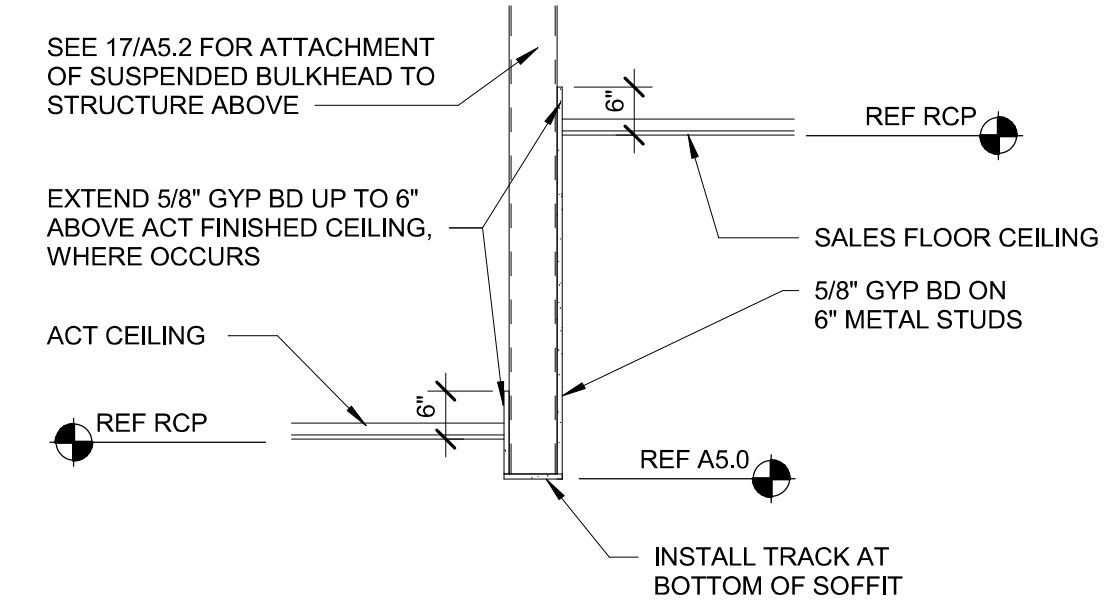
## 3 SECTION AT SOFFIT

SCALE: 1/2" = 1'-0"



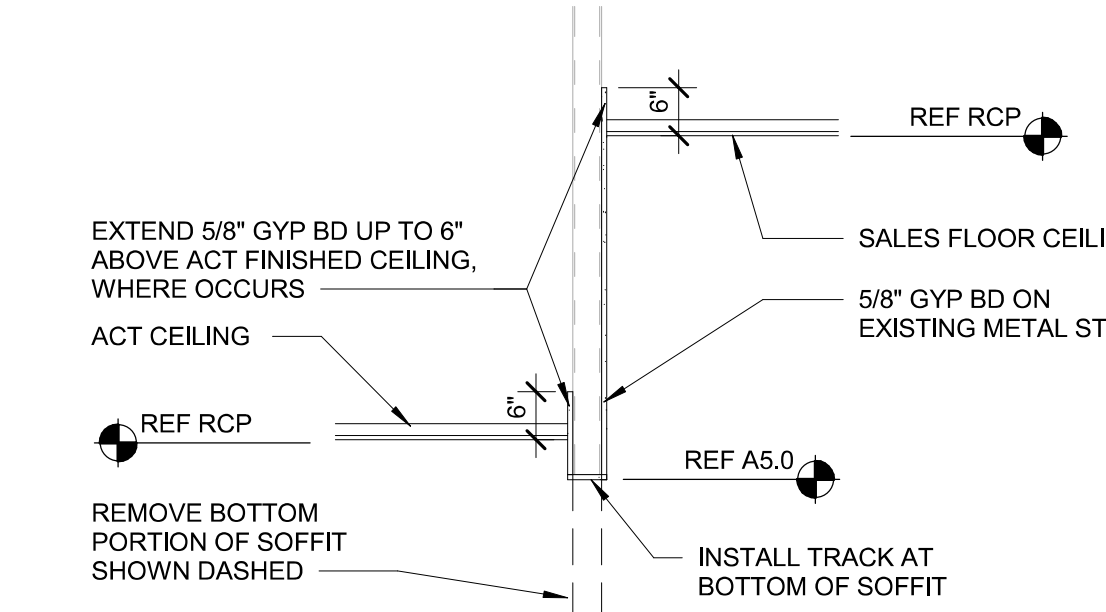
## 2 BULKHEAD SECTION

SCALE: 1/2" = 1'-0"



## 1 BULKHEAD SECTION

SCALE: 1/2" = 1'-0"



REVISION	DATE BY

**Architect of Record:**  
BRR Architecture, Inc.  
Kansas City  
Overland Park, KS 66204  
Tel: 913-262-9095  
Fax: 913-262-9044

**PROFESSIONAL SEAL**

**LOCATION**  
LEE'S SUMMIT, MO #2

**HY-VEE, INC.**  
5820 WESTTOWN PARKWAY  
WEST DES MOINES, IOWA 50386  
TEL: (515) 267-2800  
FAX: (515) 267-2835

**EMPLOYEE OWNED**

**ENLARGED PARTIAL RCP PLANS & CEILING DETAILS**

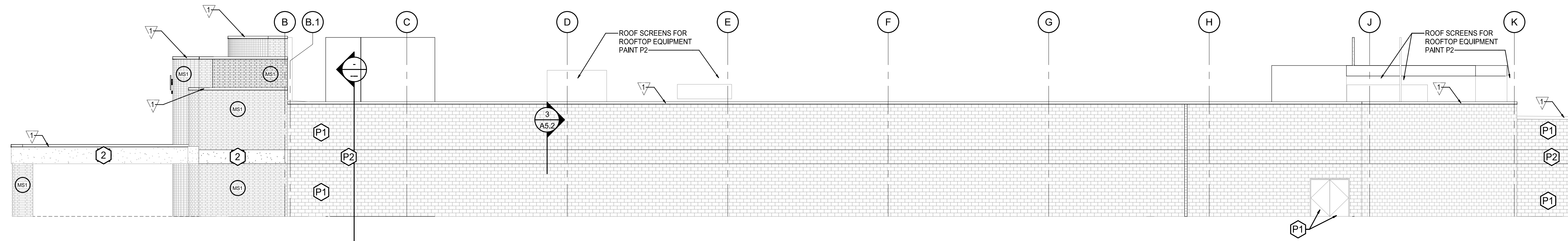
PROJECT MANAGER	CHECKED BY
SB	JPS

DRAWN BY	DATE
SB	10/20/2020

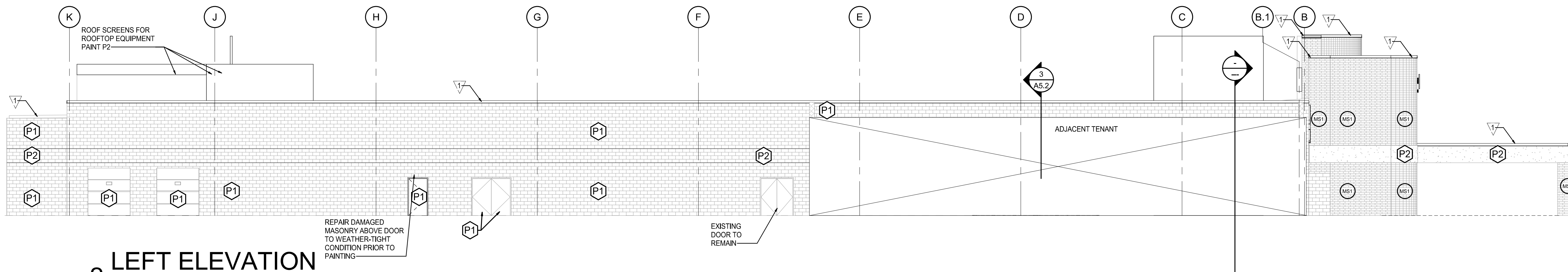
SCALE	JOB NUMBER
As indicated	62930547

**A5.2**

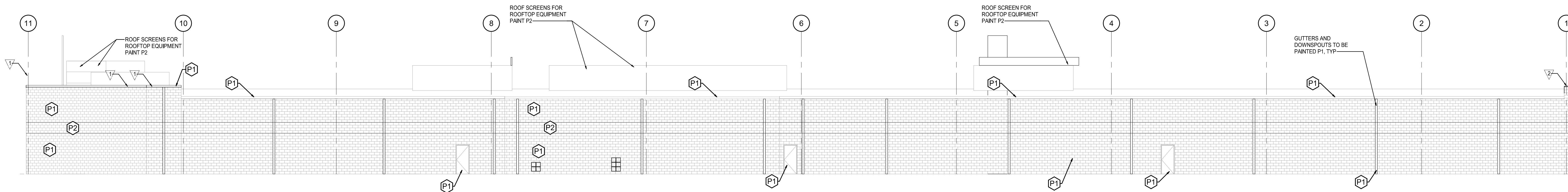




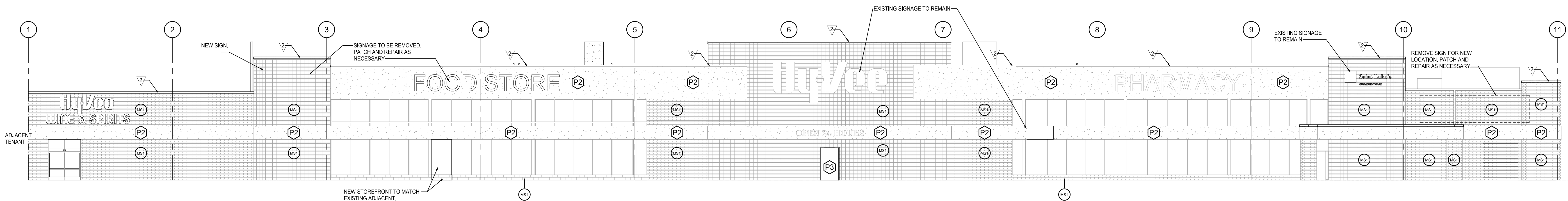
1 RIGHT ELEVATION  
SCALE: 3/32" = 1'-0"



2 LEFT ELEVATION  
SCALE: 3/32" = 1'-0"



3 REAR ELEVATION  
SCALE: 3/32" = 1'-0"



4 FRONT ELEVATION  
SCALE: 3/32" = 1'-0"

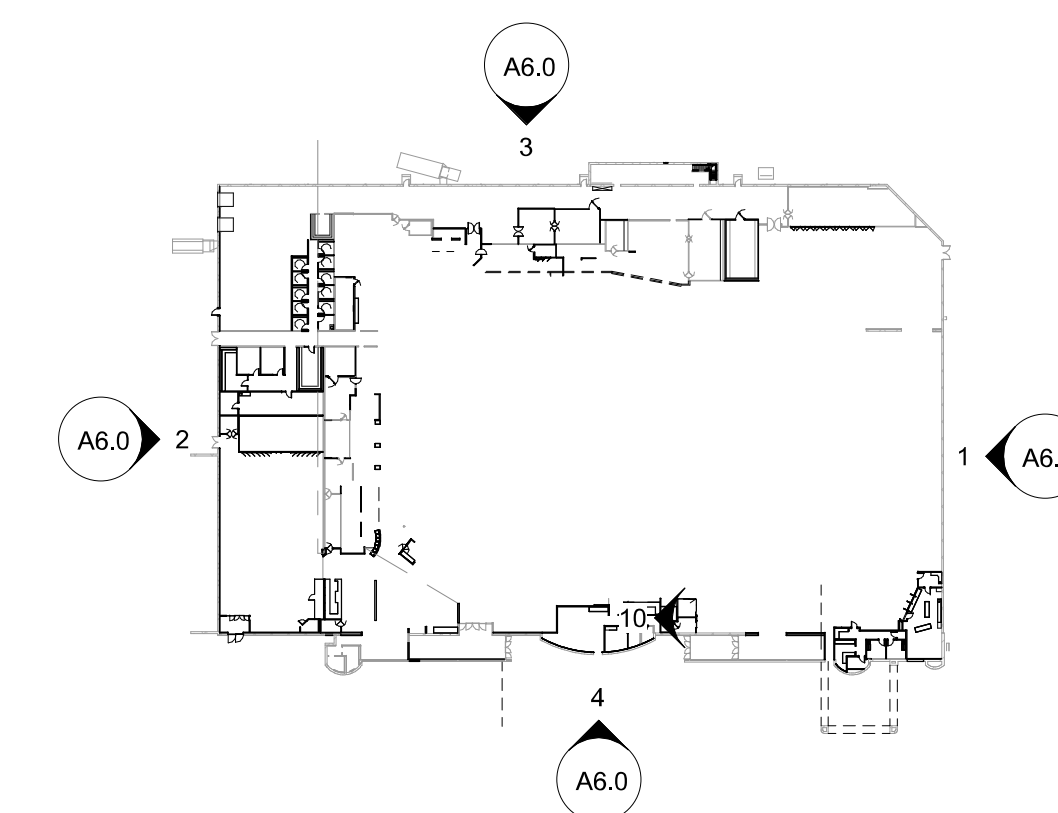
MASONRY STAIN COLORS:  
(MS1) COLOR TO MATCH KANSAS BRICK AND TILE #530 FLASH FACE SET

PAINT COLORS:  
(P1) MATCH S.W. #7526 "MAISON BLANCHE"  
(P2) MATCH S.W. #7527 "NANTUCKET DUNE"  
(P3) MATCH NEW BRICK COLOR - KANSAS BRICK AND TILE #530 FLASH FACE SET  
(P4) ALL EXISTING STOREFRONT MULLIONS ARE TO BE PAINTED TO MATCH "ANODIZED ALUMINUM" PER SPECS

METAL FLASHINGS:  
(V) PREFINISHED METAL WALL CAP COLOR TO MATCH S.W. #7526 MAISON BLANCHE

EXTERIOR METAL ASSEMBLIES:  
PAINT ALL EXTERIOR PIPE BOLLARDS TO MATCH MAIN BRICK COLOR - P3

TUCKPOINT EXISTING BRICK AS NEEDED. COORDINATE LOCATIONS WITH HY-VEE.



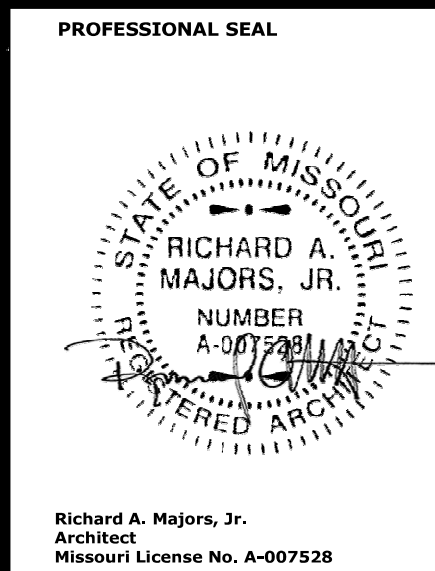
KEY PLAN  
SCALE: N.T.S.

REVISION

DATE BY

brr

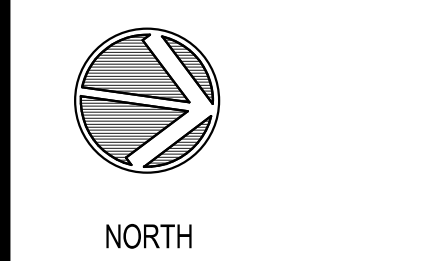
Architect of Record:  
BRR Architecture, Inc.  
Kansas City 8131 Metcalf Avenue  
Overland Park, KS 66204  
Tel: 913-262-9095  
Fax: 913-262-9044



LOCATION  
LEE'S SUMMIT, MO #2

HY-VEE INC.  
5820 WESTTOWN PARKWAY  
WEST DES MOINES, IOWA 50386  
TEL: (515) 267-2800  
FAX: (515) 267-2835

HyVee  
EMPLOYEE OWNED



EXTERIOR  
ELEVATIONS

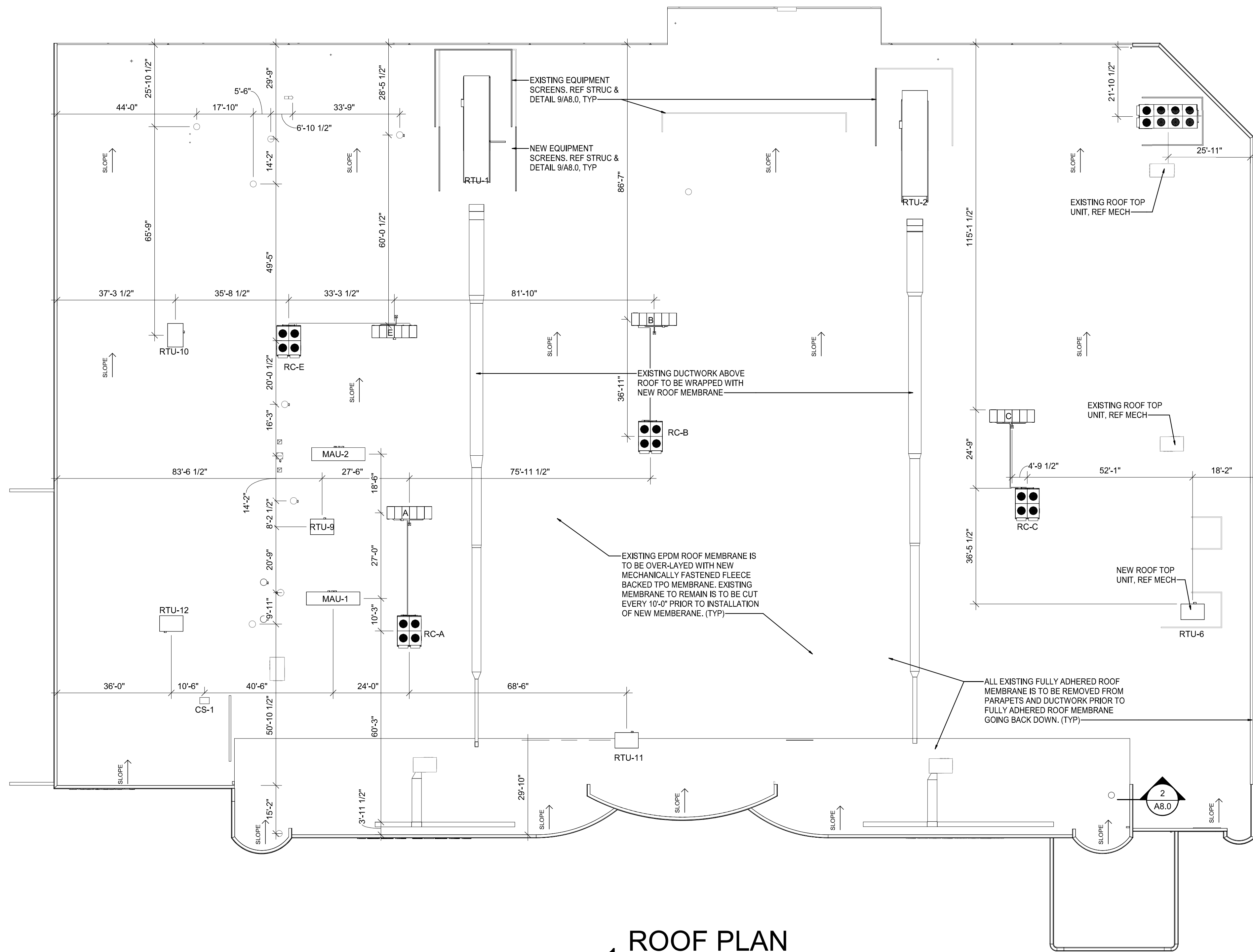
PROJECT MANAGER  
SB  
DRAWN BY:  
SB  
SCALE:  
As indicated

CHECKED BY:  
JPS  
DATE:  
10/20/2020  
JOB NUMBER:  
62930547

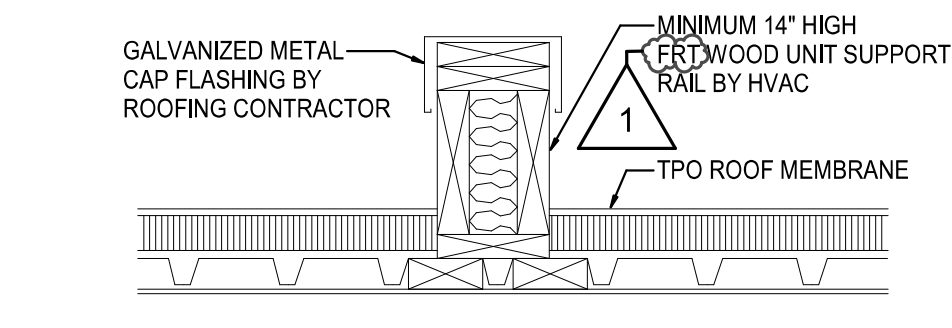
SHEET  
A6.0



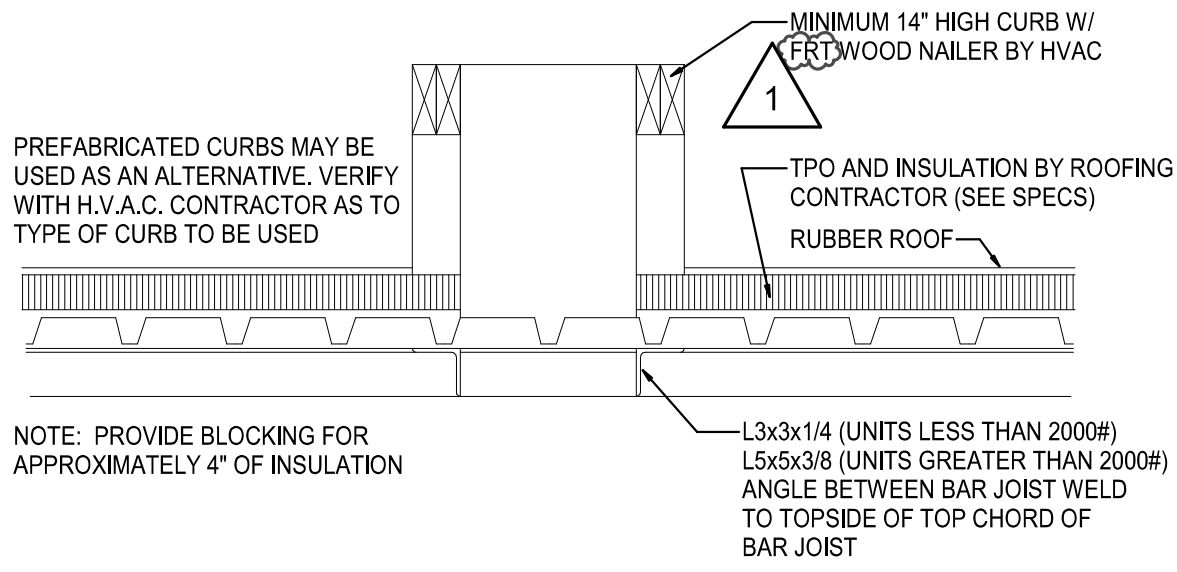
11/12/2020 11:39:30 AM



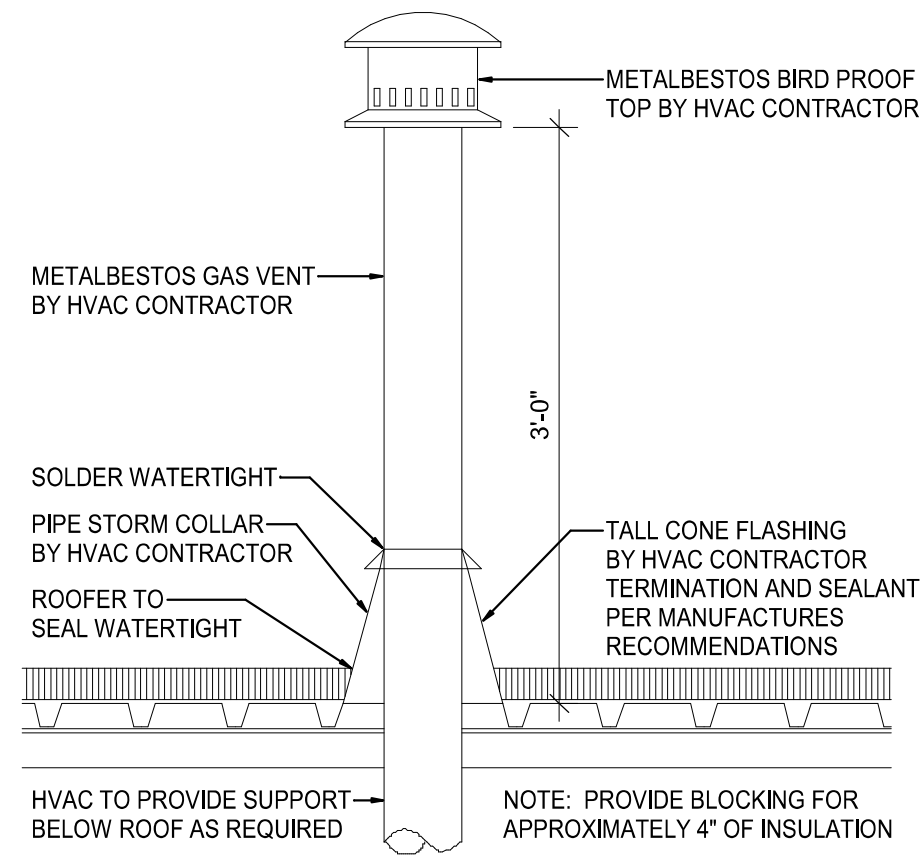
1 **ROOF PLAN**  
SCALE: 1" = 20'-0"



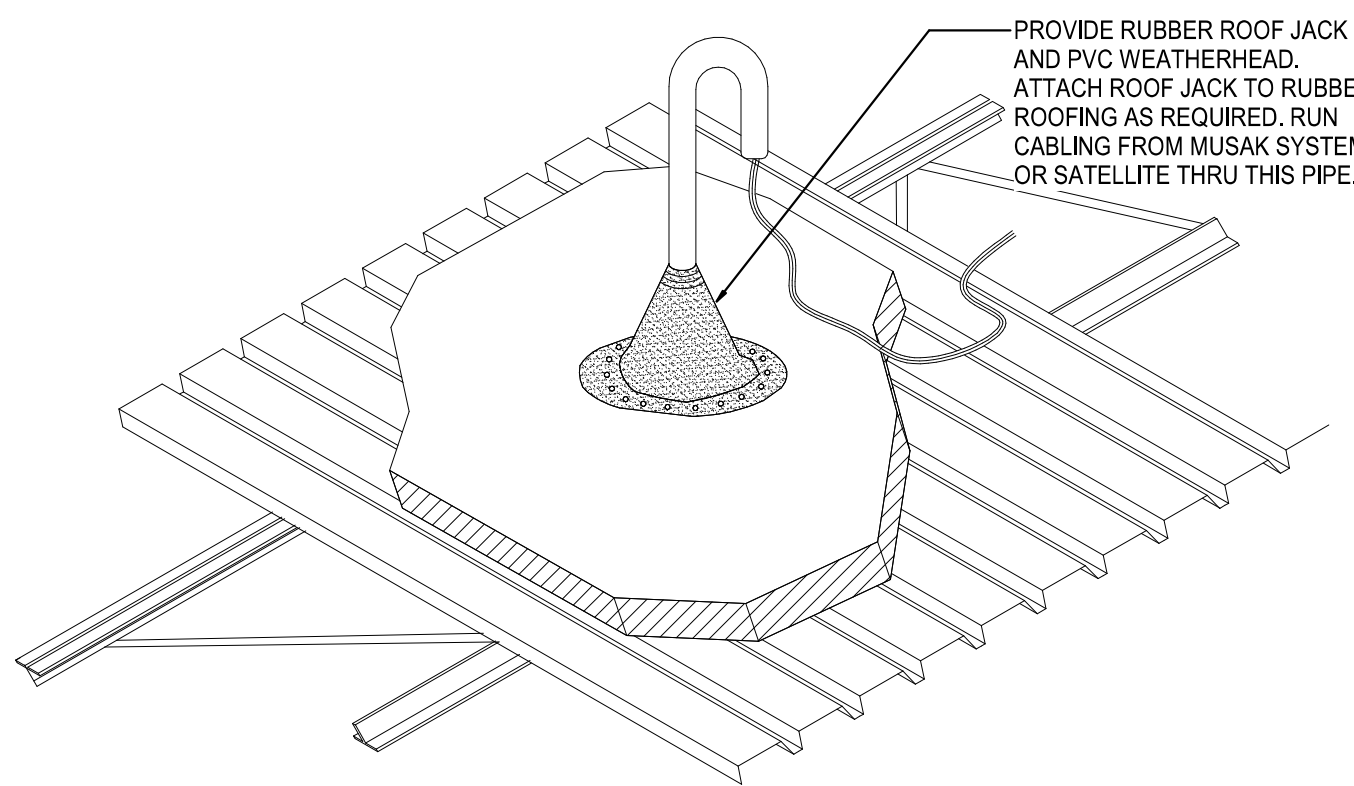
8 **TYPE "B" ROOF CURB**  
SCALE: 1" = 1'-0"



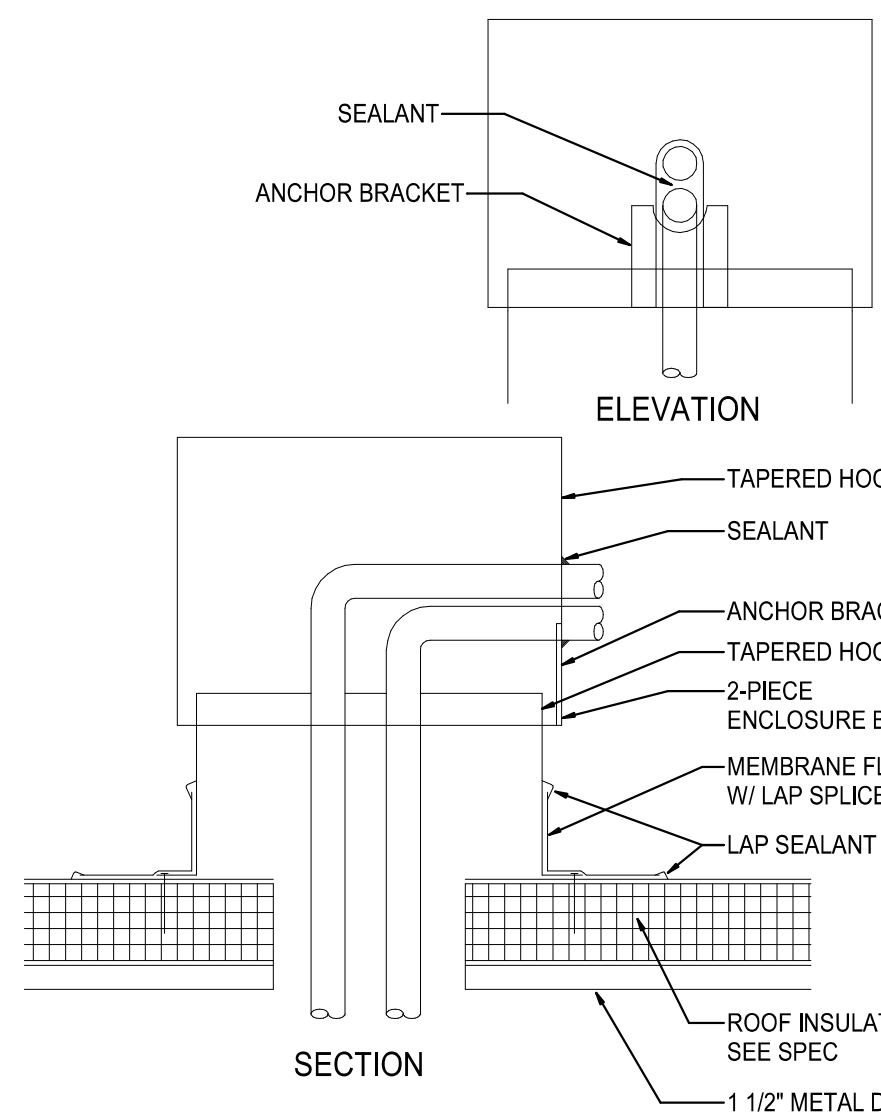
7 **TYPE "A" ROOF CURB**  
SCALE: 1" = 1'-0"



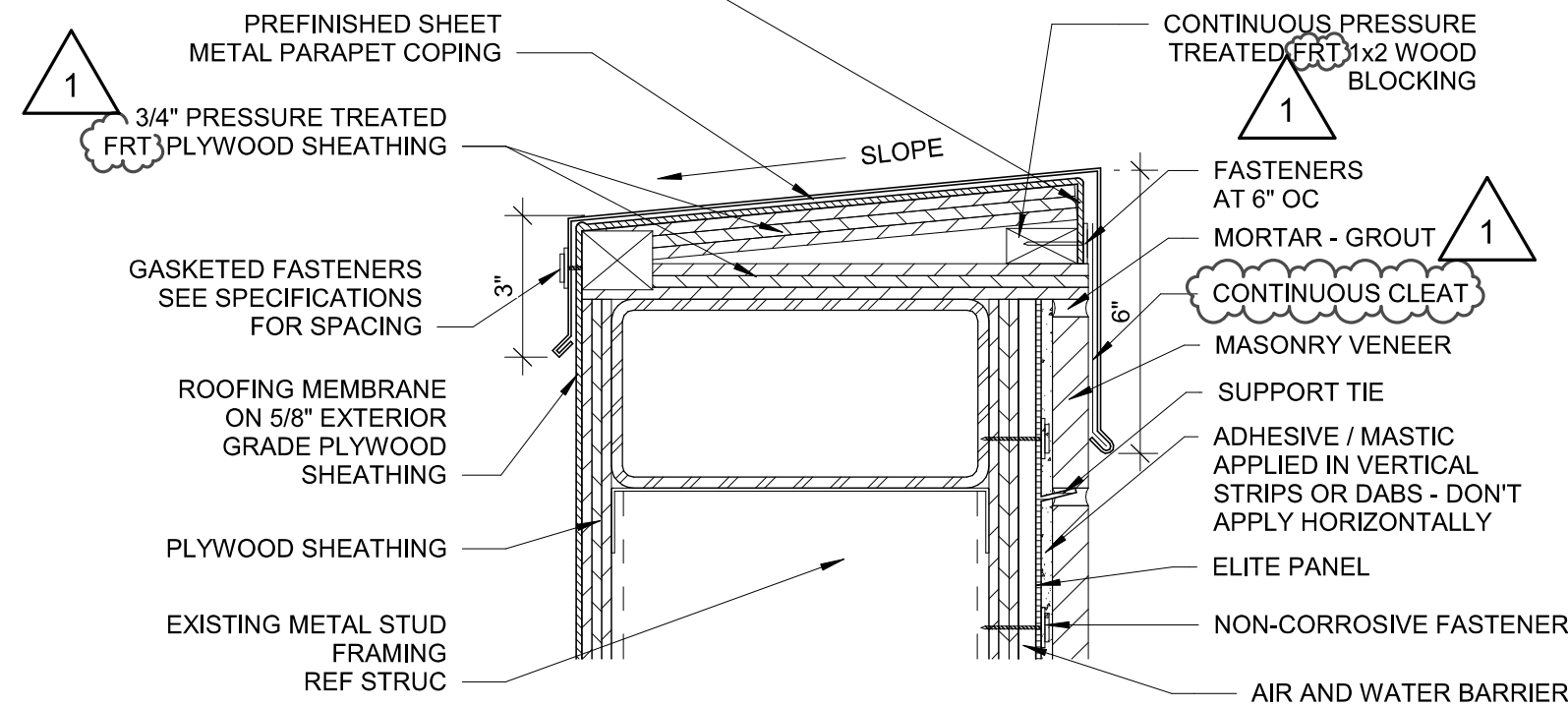
6 **GAS VENT DETAIL**  
SCALE: 1" = 1'-0"



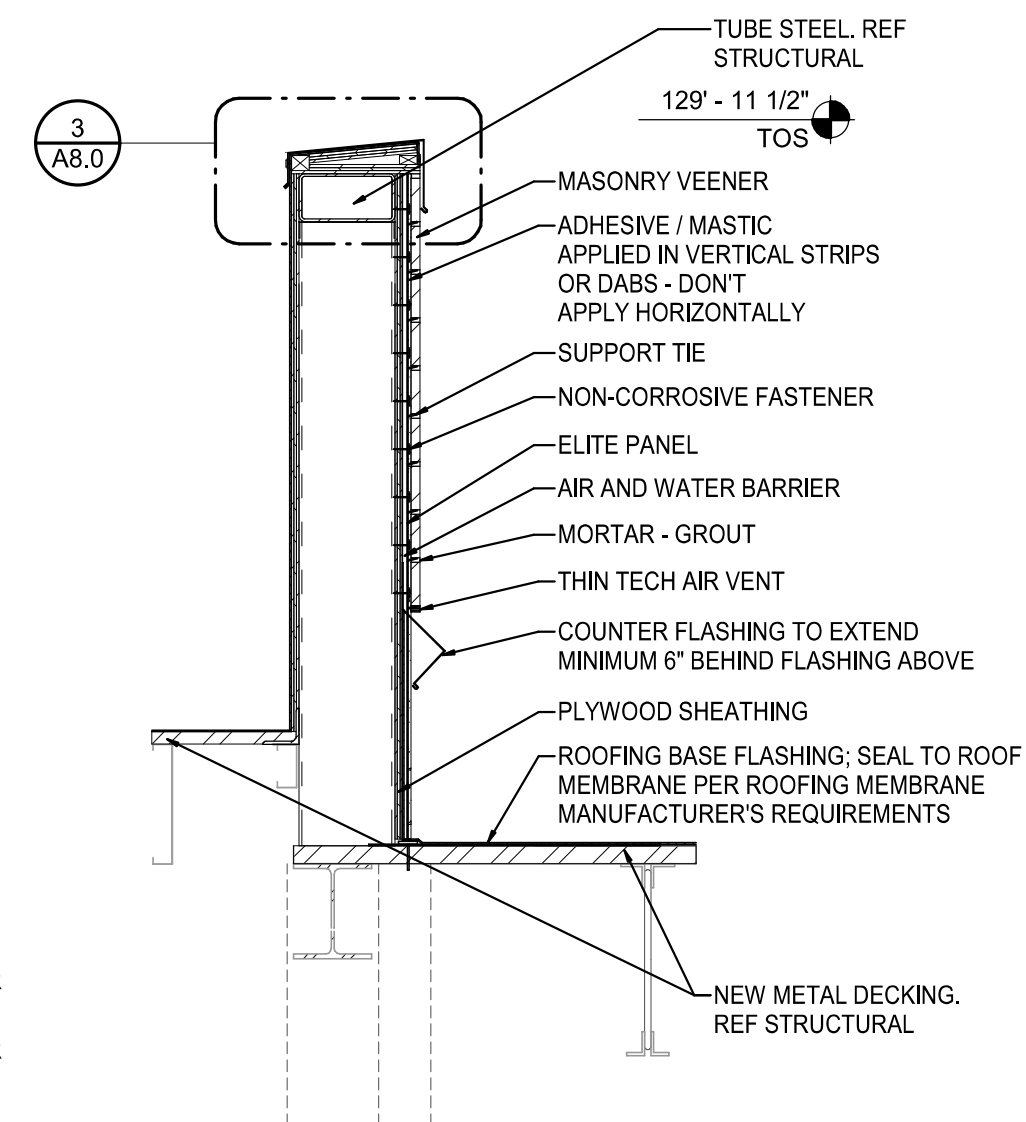
5 **RUBBER ROOF JACK FOR RUBBER ROOF**  
SCALE: 3/4" = 1'-0"



4 **MULTIPLE PENETRATIONS CLOSURE BOX DETAIL**  
SCALE: 1" = 1'-0"



3 **PARAPET COPING**  
SCALE: 3" = 1'-0"



2 **SECTION AT PARAPET RETURN WALL**  
SCALE: 3/4" = 1'-0"

REVISION		DATE BY
1	ASB	11/12/20

**brr**

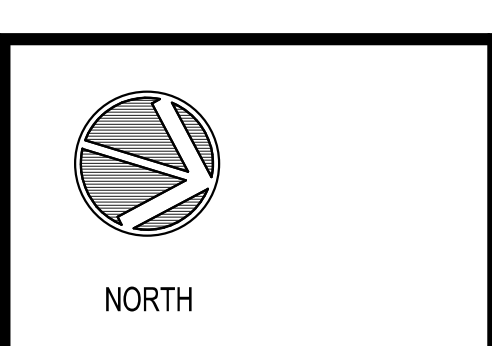
Architect of Record: Rich A. Majors  
BRR Architecture, Inc.  
Kansas City  
Overland Park, KS 66204  
Tel: 913-262-9095  
Fax: 913-262-9044

PROFESSIONAL SEAL  
STATE OF MISSOURI  
RICHARD A. MAJORS, JR.  
NUMBER A-17211  
11/13/20

LOCATION  
**LEE'S SUMMIT, MO #2**

HY-VEE, INC.  
5820 WESTTOWN PARKWAY  
WEST DES MOINES, IOWA 50266  
TEL: (515) 267-2800  
FAX: (515) 267-2335

**Hy-Vee**  
EMPLOYEE OWNED



**ROOF PLAN**

PROJECT MANAGER SB	CHECKED BY JPS
DRAWN BY: SB	DATE 10/20/2020
SCALE: As indicated	SHEET NUMBER 62930547

SHEET:  
**A8.0**