

APPROVED

SUBMITTAL WAS REVIEWED FOR DESIGN CONFORMITY AND GENERAL CONFORMANCE TO CONTRACT DOCUMENTS ONLY. THE CONTRACTOR IS RESPONSIBLE FOR CONFIRMING AND CORRELATING DIMENSIONS AT JOBSITE FOR TOLERANCE, CLEARANCE, QUANTITIES, FABRICATION PROCESSES AND TECHNIQUES OF CONSTRUCTION, COORDINATION OF HIS OR HER WORK WITH OTHER TRADES AND FULL COMPLIANCE WITH CONTRACT DOCUMENTS.

REVIEWED BY:  
RESIDENTIAL ENGINEERING SERVICES, LLC

Brad A. Huxford, PE

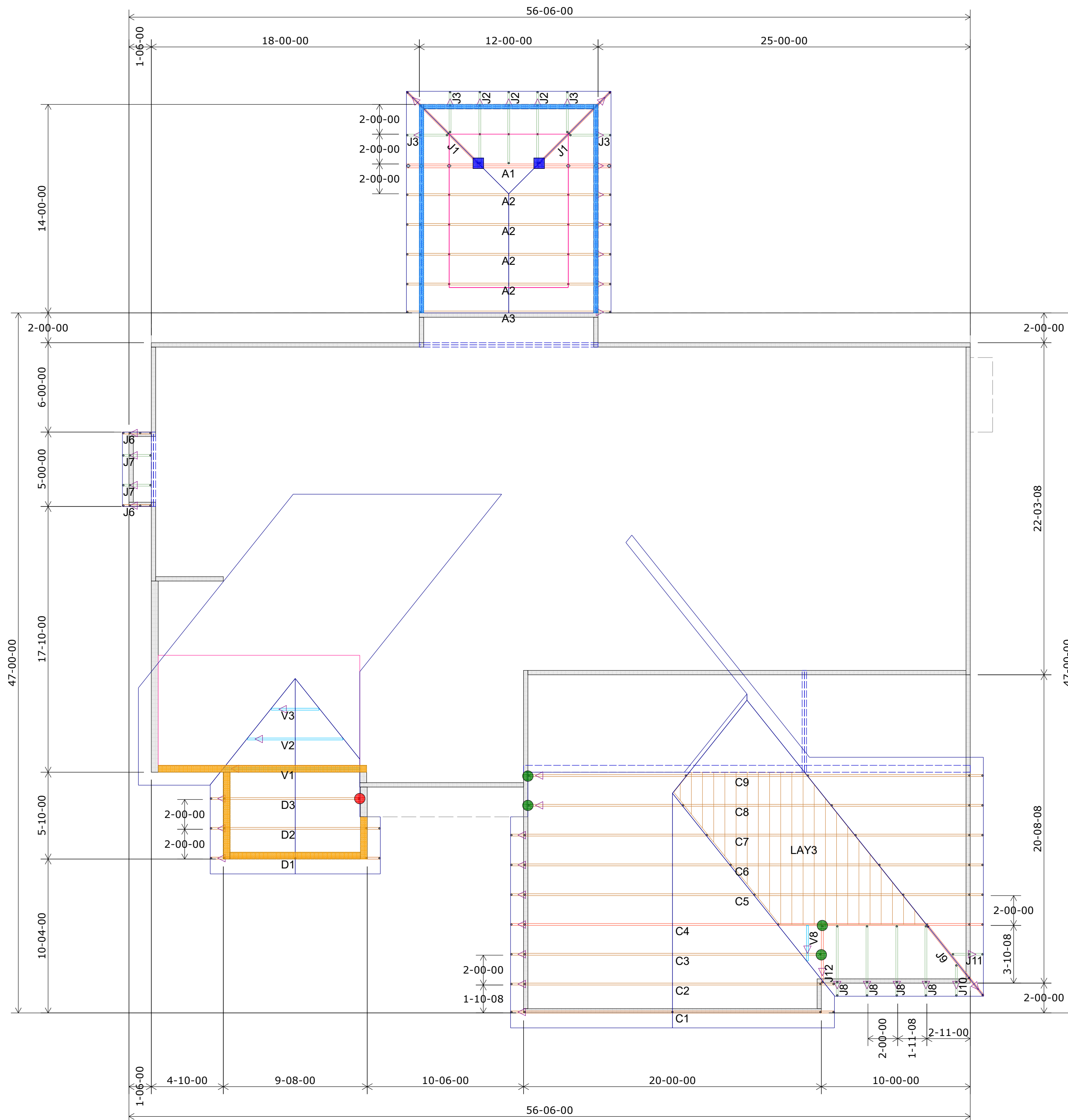
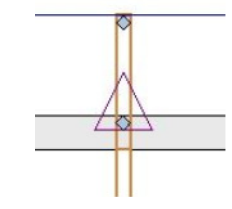


Plate Heights 9-01-02 U.N.O.

8-07-02
13-01-02

HANGER SCHEDULE	Quantity
LUS24	12
LUS26	0
HUS26	9
HHUS26-2	2
HGUS26-2	0
HGUS28-3	0
LTHJA26	0
TJC37	2
TJC57	2
HTS20	0

Triangle denotes the left end of the Truss as it appears on the Engineered Drawings provided.



Unless otherwise specified by Engineer Of Record, Wheeler Lumber, LLC recommends an uplift connection at each bearing point per the following:

# of Uplift	Connector
0 - 495:	(1) H2.5A
495 - 990:	(2) H2.5A
990 - 1245:	(1) HTS20

Installation per Simpson Strong-Tie guidelines.

For Reactions greater than 1245#, refer to EOR.

Customer	
Job Name	SUMMIT HOMES
Job Site Address	Lot 28 Creekside at Raintree
City, State	Lee's Summit MO
Designer	Chance 785-746-4240
Date	5/11/2020

**Wheeler Lumber**  
1959 Old Hwy 50 NE  
Waverly, KS 66871



RELEASE FOR CONSTRUCTION  
AS NOTED ON PLANS REVIEW  
CODES ADMINISTRATION  
LEE'S SUMMIT, MISSOURI

06/03/2020

RESIDENTIAL ENGINEERING SERVICES, LLC  
SHOP DRAWING / SUBMITTAL REVIEW

APPROVED

SUBMITTAL WAS REVIEWED FOR DESIGN CONFORMITY AND GENERAL CONFORMANCE TO CONTRACT DOCUMENTS ONLY. THE CONTRACTOR IS RESPONSIBLE FOR CONFIRMING AND CORRELATING DIMENSIONS AT JOBSITE FOR TOLERANCE, CLEARANCE, QUANTITIES, FABRICATION PROCESSES AND TECHNIQUES OF CONSTRUCTION, COORDINATION OF HIS OR HER WORK WITH OTHER TRADES AND FULL COMPLIANCE WITH CONTRACT DOCUMENTS.

REVIEWED BY:  
RESIDENTIAL ENGINEERING SERVICES, LLC

Brad A. Huxol, P.E.

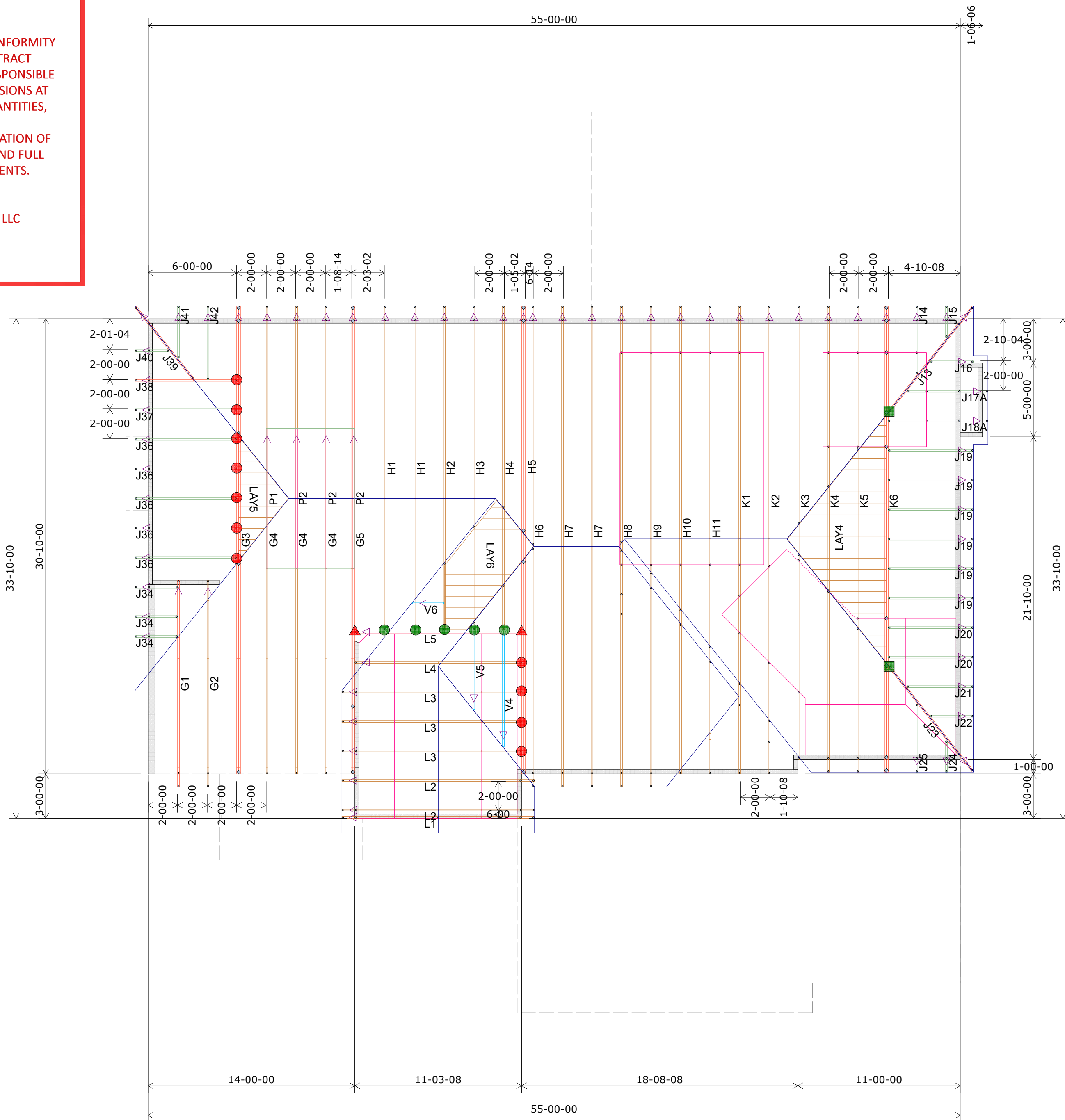
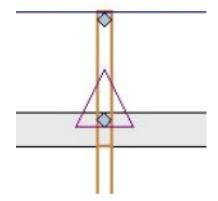


Plate Heights 8-01-02 U.N.O.

HANGER SCHEDULE	Quantity
LUS24	12
LUS26	0
HUS26	9
HHUS26-2	2
HGUS26-2	0
HGUS28-3	0
LTHJA26	0
TJC37	2
TJC57	2
HTS20	0

Triangle denotes the left end of the Truss as it appears on the Engineered Drawings provided.



Unless otherwise specified by Engineer Of Record, Wheeler Lumber, LLC recommends an uplift connection at each bearing point per the following:

# of Uplift	Connector
0 - 495:	(1) H2.5A
495 - 990:	(2) H2.5A
990 - 1245:	(1) HTS20

Installation per Simpson Strong-Tie guidelines.

For Reactions greater than 1245#, refer to EOR.

Customer	Job Name	Job Site Address	City, State	Designer	Date
SUMMIT HOMES	Lot 28 Creekside at Raintree	4412 SW Nautillus Place	Lee's Summit, MO	Chance 785-746-4240	5/11/2020

THIS IS A TRUSS PLACEMENT DIAGRAM ONLY. These trusses are designed as individual building components to be incorporated into the building design at the specification of the building designer. See individual design sheets for each truss design identified on the placement drawing. The building designer is responsible for temporary and permanent bracing of the trusses during construction. The building designer is responsible for general guidance regarding bearing capacity of wood trusses, available from the Truss Plate Institute, 583 Doherty Drive, Madison, WI 53179.

THIS LAYOUT IS THE SOLE SOURCE FOR FABRICATION OF TRUSSES AND VOIDS ALL PREVIOUS ARCHITECTURAL OR OTHER TRUSS LAYOUTS. REVIEW AND APPROVAL OF THIS LAYOUT MUST BE RECEIVED BEFORE ANY TRUSSES WILL BE BUILT. VERIFY ALL CONDITIONS TO INSURE AGAINST CHANGES THAT WILL RESULT IN EXTRA CHARGES TO YOU.

Shop Drawing Approval  
Date: \_\_\_\_\_

Wheeler Lumber  
1959 Old Hwy 50 NE  
Waverly, KS 66871



2nd Floor Truss Layout  
Scale: 3/16" = 1'