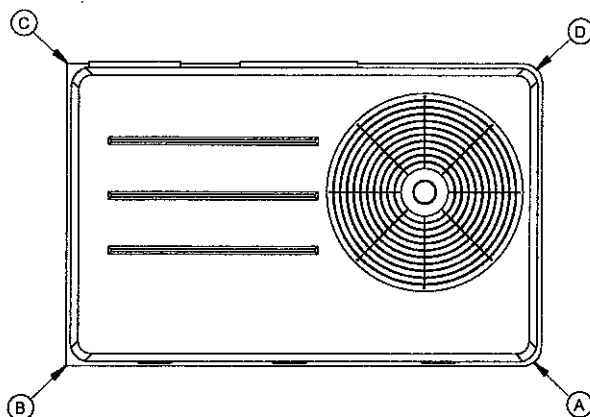


Item: A1 Qty: 1 Tag(s): RTU 4

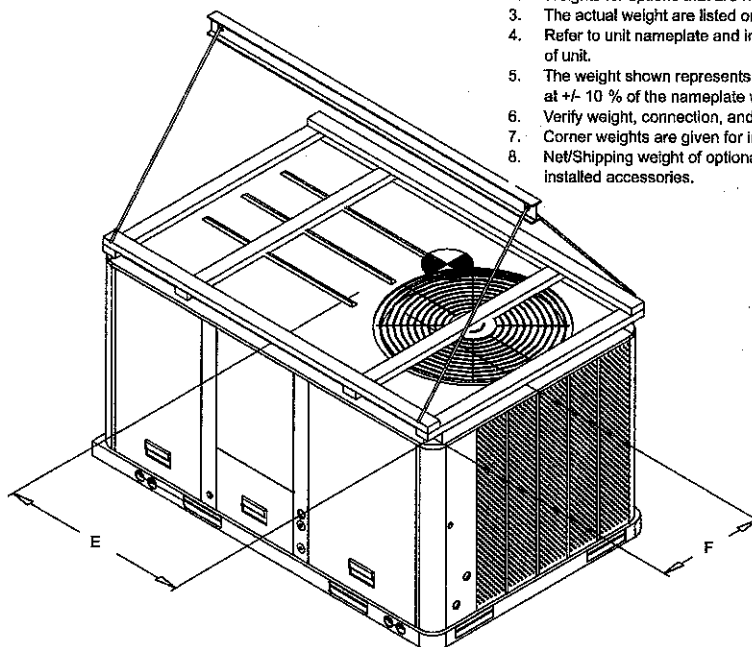


PACKAGED GAS / ELECTRICAL
CORNER WEIGHT

10 TON

ACCESSORY						WEIGHTS	
ECONOMIZER						36.0 lb	
MOTORIZED OUTSIDE AIR DAMPER							
MANUAL OUTSIDE AIR DAMPER							
BAROMETRIC RELIEF							
OVERSIZED MOTOR							
BELT DRIVE MOTOR							
POWER EXHAUST							
THROUGH THE BASE ELECTRICAL/GAS (FIOPS)							
UNIT MOUNTED CIRCUIT BREAKER (FIOPS)							
UNIT MOUNTED DISCONNECT (FIOPS)							
POWERED CONVENIENCE OUTLET (FIOPS)							
HINGED DOORS (FIOPS)							
HAIL GUARD						20.0 lb	
SMOKE DETECTOR, SUPPLY / RETURN							
NOVAR CONTROL							
STAINLESS STEEL HEAT EXCHANGER							
REHEAT							
ROOF CURB							
BASIC UNIT WEIGHTS		CORNER WEIGHTS				CENTER OF GRAVITY	
SHIPPING	NET	(A)	345.0 lb	(C)	258.0 lb	(E) LENGHT	(F) WIDTH
1156.0 lb	1058.0 lb	(B)	242.0 lb	(D)	213.0 lb	41"	23"

1. All weights are approximate.
2. Weights for options that are not listed refer to installation guide.
3. The actual weight are listed on the unit nameplate.
4. Refer to unit nameplate and installation guide for weights before scheduling transportation and installation of unit.
5. The weight shown represents the typical unit operating weight for the configuration selected. Estimated at +/- 10 % of the nameplate weight.
6. Verify weight, connection, and all dimension with installer documents before installation.
7. Corner weights are given for information only.
8. Net/Shipping weight of optional accessories should be added to unit weight when ordering factory or field installed accessories.



PACKAGED GAS / ELECTRICAL
RIGGING AND CENTER OF GRAVITY

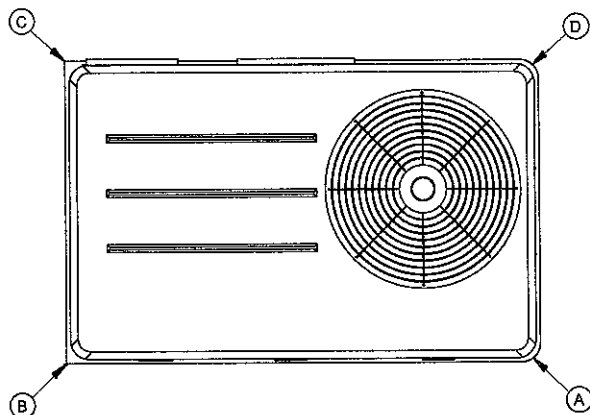
$7\frac{1}{2} + 890 \#$
 $10T \quad 1035 \#$
 CORBS $250 \#$ (2)
 TRAMBS
 $7\frac{1}{2} - 847 \#$
 $10 - 1058 \#$

Weight, Clearance & Rigging Diagram - 3-10 Ton R-410A PKGD Unitary Gas/Electric Rooftop

Item: A2 Qty: 1 Tag(s): RTU 1

INSTALLED ACCESSORIES NET WEIGHT DATA

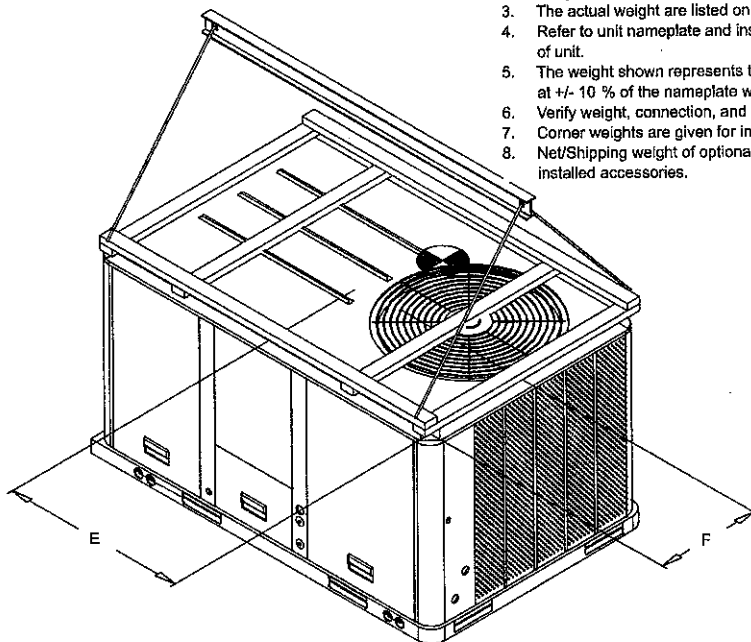
ACCESSORY						WEIGHTS	
ECONOMIZER						36.0 lb	
MOTORIZED OUTSIDE AIR DAMPER							
MANUAL OUTSIDE AIR DAMPER							
BAROMETRIC RELIEF							
OVERSIZED MOTOR							
BELT DRIVE MOTOR							
POWER EXHAUST							
THROUGHT THE BASE ELECTRICAL/GAS (FIOPS)							
UNIT MOUNTED CIRCUIT BREAKER (FIOPS)							
UNIT MOUNTED DISCONNECT (FIOPS)							
POWERED CONVENIENCE OUTLET (FIOPS)							
HINGED DOORS (FIOPS)							
HAIL GUARD						20.0 lb	
SMOKE DETECTOR, SUPPLY / RETURN							
NOVAR CONTROL							
STAINLESS STEEL HEAT EXCHANGER							
REHEAT							
ROOF CURB							
BASIC UNIT WEIGHTS		CORNER WEIGHTS				CENTER OF GRAVITY	
SHIPPING	NET	(A)	265.0 lb	(C)	173.0 lb	(E) LENGHT	(F) WIDTH
990.0 lb	847.0 lb	(B)	249.0 lb	(D)	160.0 lb	46"	21"

PACKAGED GAS / ELECTRICAL
CORNER WEIGHT

7 1/2 TON

NOTE:

1. All weights are approximate.
2. Weights for options that are not list refer to Installation guide.
3. The actual weight are listed on the unit nameplate.
4. Refer to unit nameplate and installation guide for weights before scheduling transportation and installation of unit.
5. The weight shown represents the typical unit operating weight for the configuration selected. Estimated at +/- 10 % of the nameplate weight.
6. Verify weight, connection, and all dimension with installer documents before installation.
7. Corner weights are given for information only.
8. Net/Shipping weight of optional accessories should be added to unit weight when ordering factory or field installed accessories.

PACKAGED GAS / ELECTRICAL
RIGGING AND CENTER OF GRAVITY