DOOR SCHEDULE

		DOORS						FRAMES					
		DIMENSIONS			MATERIALS								
TAG	DOOR TYPE	WIDTH	HEIGHT	THK.	PANEL MATERIAL	PANEL FINISH	DOOR GLAZING	FRAME TYPE	FRAME MATERIAL	FRAME FINISH	HARDWARE GROUP	FIRE RATING	COMMENTS
D101	TYPE A	6'-0"	7'-0"	1'-3/4"	IHM	PA	N/A	TYPE A	HM	PA	—	45Min.	FOR DOOR HARDWARE SEE DOOR CRITERIA
D102	TYPE A	6'-0"	7'-0"	1'-3/4"	IHM	PA	N/A	TYPE A	HM	PA	—	45Min.	FOR DOOR HARDWARE SEE DOOR CRITERIA
D103	TYPE A	6'-0"	7'-0"	1'-3/4"	IHM	PA	N/A	TYPE A	HM	PA	—	N/A	FOR DOOR HARDWARE SEE DOOR CRITERIA
D104	TYPE A	6'-0"	7'-0"	1'-3/4"	IHM	PA	N/A	TYPE A	HM	PA	—	N/A	FOR DOOR HARDWARE SEE DOOR CRITERIA
D105	TYPE A	3'-0"	6'-8"	1'-1/2"	HM	PA	N/A	TYPE A	HM	PA	—	N/A	INTERIOR DOOR

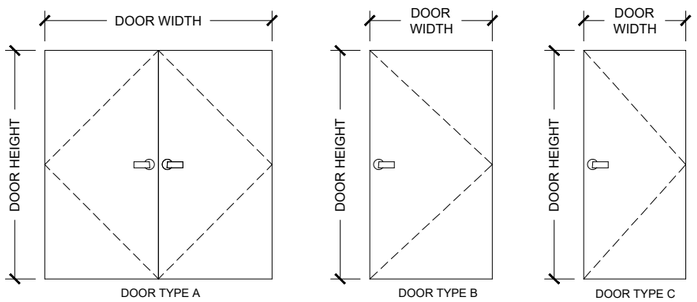

DOOR TYPES

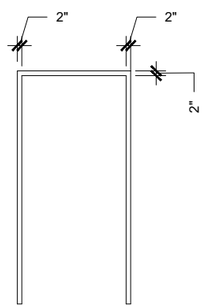

FRAME TYPE A* * - 16 GA KNOCKDOWN FRAME - SEE FRAME CRITERIA

FRAME TYPE

HOLLOW METAL FRAME CRITERIA:

GAGE: 16, GALVANEALED LHR/ RHR SWING
FIRE LABELING: NONE SPECIFIED
CONSTRUCTION TYPE: AFTER DRYWALL KNOCKDOWN WRAPAROUND
SIZE: VARIES
JAMB DEPTH: 9" WITH 8" THROAT - DEPTH AS SPECIFIED
REINFORCED FOR SVR EXIT DEVICE STRIKES AND DOOR CLOSERS
TOTAL FLAME COUNT: 1 EACH

EXTERIOR HOLLOW METAL DOOR CRITERIA:

GAGE: 18, GALVANEALED
FIRE LABELING: NONE SPECIFIED
SIZE: VARIES
CONSTRUCTION: POLYSTYRENE FOAM INSULATED
PREPARED FOR SVR EXIT DEVICES WITH LEVER TRIMS. REINFORCED FOR DOOR CLOSER
EXTERIOR HOLLOW METAL DOOR LEAF COUNT: 2 EACH
U-FACTOR: 0.37

FINISH HARDWARE:

ONE LOT OF FINISH HARDWARE INCLUDING:
6 EACH - HINGES, BALL BEARING WITH NON-REMOVABLE PINS
2 EACH - HAGER SURFACE VERTICAL ROD (SVR) EXIST DEVICE, GRADE 1 W/ LOCKING LEVER TRIMS
2 EACH - HAGER DOOR CLOSER, HEAVY DUTY
1 EACH - BRUSH PERIMETER WEATHER-STRIPPING KIT
1 EACH - BRUSH MEETING STILE GASKET SET
2 EACH - BRUSH DOOR BOTTOM SWEEPS
1 EACH - ALUMINUM THRESHOLD
1 EACH - NESC9800 RIGID ENTRANCE LOCKSET, ANTI-MICROBIAL COATING

ABBREVATIONS

ABBREVATIONS	DESCRIPTION
AL	ALUMINUM
GL	GLAZING
HM	HOLLOW METAL
IHM	INSULATED HOLLOW METAL
IPSF	INSULATED PRESSED STEEL FRAME
ML	METAL
PA	PAINT
PO	PRIMER ONLY
PP	PUSH/PULL
PRE	PREFINISHED
PREM	PREMANUFACTURED
PSF	PRESS STEEL FRAME
SS	STAINLESS STEEL
W	WOOD
WF	WIDE-FLANGE

GRAPHIC SYMBOLS LEGEND

D101 DOOR NUMBER



EGRESS PLAN

3/32" = 1'-0"

EXIT ACCESS TRAVEL DISTANCE
A-2 OCCUPANCY = 250 FT.(SPRINKLERED)
(IBC 2021) TABLE 1017.2

NOTE:
ACCESSIBLE RAMPS, PLATFORMS, STAIRS,HANDRAILS AND GENERAL ACCESS TO THE BUILDING BY GC ON SITE.

12/5/2025 8:20:33 AM

SUBMITTAL SET

KITCHENS TO GO by mobile modular
We Keep You Cooking!™

131 WEST JEFFERSON AVE.
SUITE 223
NAPERVILLE, IL. 60540
630-355-1660
www.kitchenstogo.com

THE DESIGN AND DETAILS DISCLOSED HEREIN ARE THE EXCLUSIVE PROPERTY OF KITCHENS TO GO BY MOBILE MODULAR, AND SHALL NOT BE COPIED OR REPRODUCED IN WHOLE OR IN PART WITHOUT THE PRIOR WRITTEN CONSENT OF KITCHENS TO GO BY MOBILE MODULAR. © KITCHENS TO GO BY MOBILE MODULAR.

FDBY LEE'S SUMMIT MEDICAL CENTER

2100 SE Blue Pkwy
Lee's Summit, MO 64063

REV.	DATE	DESCRIPTION	NAME

DELTA 1 | REV 1

Drawn By: MMS
Approved By: -
QUOTE NUMBER: L24-050
UNIT NUMBER: M820, M821, M681, M682
11x17 SCALE: 3/16"=1'-0"
22x34 SCALE: 3/8"=1'-0"

Door Schedule & Egress Plan

Sheet
G-003