Nabholz Construction - Lenexa
17300 W 116th Street
Lenexa, Kansas 66219
P: (913) 393-6500

Project: 08-25-3311 HCA LSMC CAMPUS EXPANSION
2100 SE BLUE PARKWAY
LEE'S SUMMIT, Missouri 64063

RFI #024: Struct. - DietEx Steel Deck & Bent Plate Dimensions

Revision	0	**Status**	Closed on 08/07/25
To	Luke Arbanas (Nabholz Construction Corporation)	**From**	Luke Arbanas (Nabholz Construction Corporation)
Date Initiated	Jun 27, 2025	**Due Date**	Jul 7, 2025
Location	Dietary Expansion	**Project Stage**	Pre-Construction
Cost Impact	TBD	**Schedule Impact**	TBD
Spec Section			
Drawing Number	S122, S303, AE111, AE311, AE501	**Reference**	
Linked Drawings			
Copies To	Max Franklin (Nabholz Construction Corporation), Wayne Kufahl (Nabholz Construction Corporation), Lelan Olsen (Nabholz Construction Corporation)		
Priority	High		
Constraint			

Activity

Question

Question from Luke Arbanas Nabholz Construction Corporation *on Friday, Jun 27, 2025 at 08:06 AM CDT*

Q1: Sheet S122 and detail 1/AE311 call for the steel metal deck to be 1-1/2" at Dietary expansion. Architectural detail 3/AE501 calls for the steel metal deck to be 2". Design Team to confirm the height of steel deck at Dietary roof expansion.
Q2: Detail 6/S303 indicates for bent plate height to be coordinated with architectural. The Architectural drawing does not show height for bent plate in 3/AE501.3/AE501 appears to correlate to 6/S303 which indicate a minimum bent plate height of 5". Architect to confirm height of bent plate to be provided.

Attachments
33616 Q024r2 - Approval comment (3)LAmrkups FINAL.pdf

Official Response

Response from Luke Arbanas Nabholz Construction Corporation *on Thursday, Aug 7, 2025 at 03:13 PM CDT*

STEEL DECK TO FOLLOW STRUCTURAL DRAWINGS. - MATT MCDANIEL
BENT PLATE HEIGHT NEEDS TO EXTEND PAST THE ROOF SLAB MINIMUM OF 1 INCH. - MATT MCDANIEL

Attachments
RFI-024-struct._-_dietex_steel_deck_&_bent_plate_dimensions-2025.06.27 DG Response.pdf

All Replies

Response from Luke Arbanas Nabholz Construction Corporation *on Thursday, Aug 7, 2025 at 03:13 PM CDT*

STEEL DECK TO FOLLOW STRUCTURAL DRAWINGS. - MATT MCDANIEL
BENT PLATE HEIGHT NEEDS TO EXTEND PAST THE ROOF SLAB MINIMUM OF 1 INCH. - MATT MCDANIEL

Attachments
RFI-024-struct._-_dietex_steel_deck_&_bent_plate_dimensions-2025.06.27 DG Response.pdf

Nabholz Construction - Lenexa
17300 W 116th Street
Lenexa, Kansas 66219
P: (913) 393-6500

Project: 08-25-3311 HCA LSMC CAMPUS EXPANSION
2100 SE BLUE PARKWAY
LEE'S SUMMIT, Missouri 64063

RFI #024: Struct. - DietEx Steel Deck & Bent Plate Dimensions

Status	Open		
To	Luke Arbanas (Nabholz Construction Corporation)	**From**	Luke Arbanas (Nabholz Construction Corporation)
Date Initiated	Jun 27, 2025	**Due Date**	Jul 7, 2025
Location	Dietary Expansion	**Project Stage**	Pre-Construction
Cost Impact	TBD	**Schedule Impact**	TBD
Spec Section			
Drawing Number	S122, S303, AE111, AE311, AE501	**Reference**	
Linked Drawings			
Copies To	Max Franklin (Nabholz Construction Corporation), Wayne Kufahl (Nabholz Construction Corporation), Lelan Olsen (Nabholz Construction Corporation)		
Priority	High		
Constraint			

Activity

Question

Question from Luke Arbanas Nabholz Construction Corporation *on Friday, Jun 27, 2025 at 08:06 AM CDT*

Q1: Sheet S122 and detail 1/AE311 call for the steel metal deck to be 1-1/2" at Dietary expansion. Architectural detail 3/AE501 calls for the steel metal deck to be 2". Design Team to confirm the height of steel deck at Dietary roof expansion.
Q2: Detail 6/S303 indicates for bent plate height to be coordinated with architectural. The Architectural drawing does not show height for bent plate in 3/AE501.3/AE501 appears to correlate to 6/S303 which indicate a minimum bent plate height of 5". Architect to confirm height of bent plate to be provided.

Attachments
33616 Q024r2 - Approval comment (3)LAmrkups FINAL.pdf

Awaiting an Official Response

STEEL DECK TO FOLLOW STRUCTURAL DRAWINGS - MATT MCDANIEL

BENT PLATE HEIGHT NEEDS TO EXTEND PAST THE ROOF SLAB MINIMUM OF 1 INCH. - MATT MCDANIEL

Q1: Sheet S122 and detail 1/AE311 call for the steel metal deck to be 1-1/2" at Dietary expansion. Architectural detail 3/AE501 calls for the steel metal deck to be 2". Design Team to confirm the height of steel deck at Dietary roof expansion.

Q2: Detail 6/S303 indicates for bent plate height to be coordinated with architectural. The Architectural drawing does not show height for bent plate in 3/AE501.3/AE501 appears to correlate to 6/S303 which indicate a minimum bent plate height of 5". Architect to confirm height of bent plate to be provided.

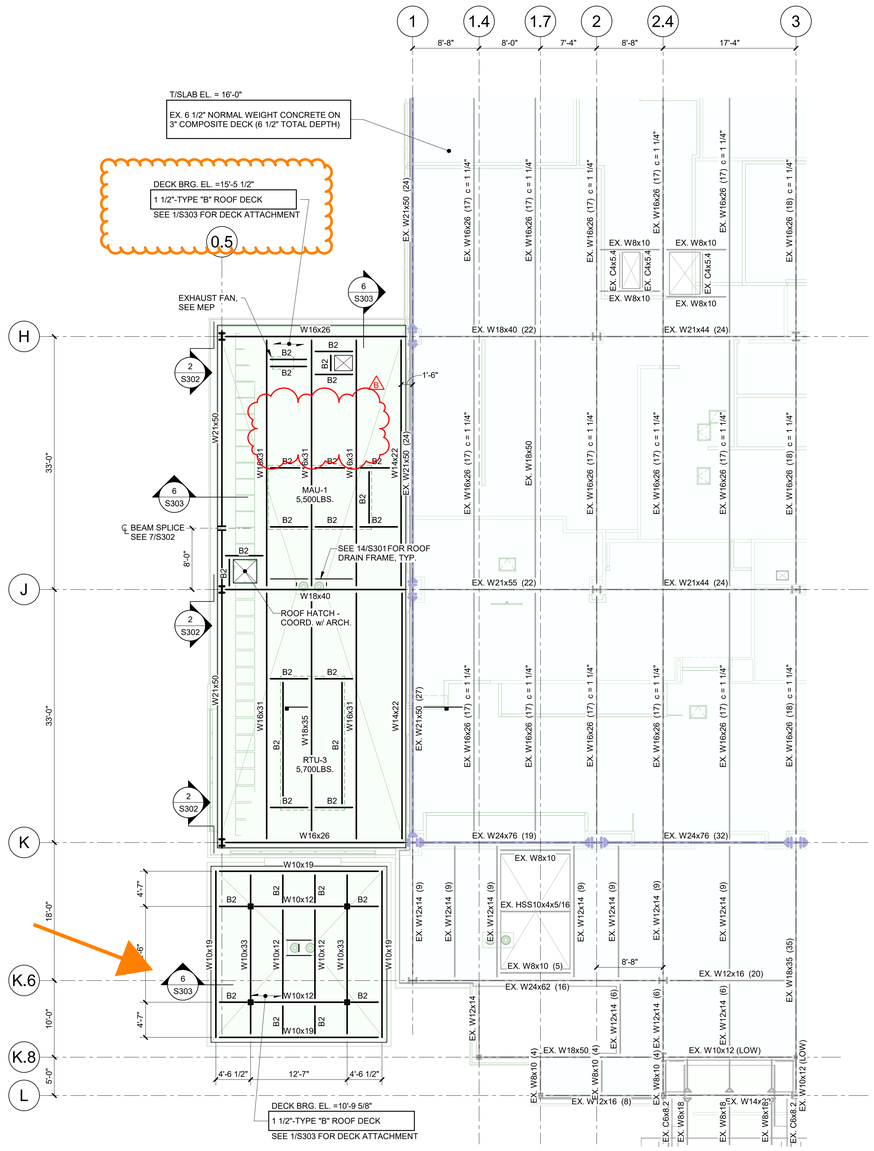

SECOND FLOOR - DIETARY EXPANSION

0' 4' - 0" 8' - 0" 16' - 0"

KEY PLAN

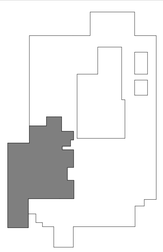

SHEET NOTES:

1. ALL BEAMS SHALL BE SPACED EQUALLY IN COLUMN BAYS, UNLESS NOTED OTHERWISE.
2. EDGE OF SLAB/BENT PLATE IS LOCATED 6" OFF OF BEAM CENTERLINES AT INTERIOR OPENINGS, UNLESS NOTED OTHERWISE.
3. REFER TO FOUNDATION PLAN AND ARCHITECTURAL DRAWINGS FOR DIMENSIONS NOT SHOWN. COORDINATE ALL DIMENSIONS WITH ARCHITECTURAL DRAWINGS.
4. REFER TO ARCHITECTURAL DRAWINGS FOR EDGE OF SLAB DIMENSIONS.
5. REFER TO ARCHITECTURAL DRAWINGS FOR TOP OF SLAB ELEVATIONS, SLAB SLOPE AND EDGE OF SLAB DIMENSIONS.
6. COORDINATE ALL SLAB OPENINGS AND DEPRESSIONS WITH MEP AND ARCHITECTURAL DRAWINGS.
7. WEIGHTS SHOWN FOR MECHANICAL EQUIPMENT ARE MAXIMUMS. NOTIFY STRUCTURAL ENGINEER IF ACTUAL WEIGHTS EXCEED THE VALUES GIVEN.
8. COORDINATE THE LOCATION OF FRAMING SUPPORTING MECHANICAL EQUIPMENT WITH THE EQUIPMENT SUPPLIER. NOTIFY STRUCTURAL ENGINEER IF EQUIPMENT SUPPORT REQUIREMENTS DIFFER FROM WHAT IS SHOWN IN THE STRUCTURAL DOCUMENTS.
9. CONTRACTOR SHALL FIELD VERIFY EXISTING CONDITIONS AND DIMENSIONS RELATED TO THE NEW STRUCTURE PRIOR TO FABRICATION AND CONSTRUCTION.
10. SHEET AND TYPICAL DETAIL REFERENCES:

S0 SERIES	STRUCTURAL NOTES
6/S302	WELD THROUGH MOMENT CONNECTIONS
S301	COMPOSITE SLABS
S302	FRAMING SECTIONS AND DETAILS
S303	ROOF FRAMING SECTIONS AND DETAILS
S401	STAIRS
S501	GRAVITY COLUMNS
S601	MOMENT FRAMES
5/S302	TOPPING SLAB & HOUSEKEEPING PADS

MARK AND LEGEND KEY:

⊣I⊢	WELD THROUGH MOMENT CONNECTION
	TOPPING SLAB, HOUSEKEEPING PAD, OR CURB
	BARRIER CABLES

11. ULTIMATE (LRFD) REACTIONS FOR STEEL BEAMS SUPPORTING NON-COMPOSITE DECK SHALL BE AS FOLLOWS, UNLESS NOTED OTHERWISE:

SIZE	REACTION	SIZE	REACTION	SIZE	REACTION
W8	12 KIPS	W16	30 KIPS	W24	48 KIPS
W10	12 KIPS	W18	30 KIPS	W27	66 KIPS
W12	12 KIPS	W21	48 KIPS	W30	66 KIPS
W14	30 KIPS				

12. STEEL BEAM SCHEDULE:

MARK	SIZE	ULTIMATE (LRFD) REACTION
B1	W8x10	12 KIPS
B2	W10x12	12 KIPS
B3	W12x14	12 KIPS
C1	C8X11.5	12 KIPS

Devenney GROUP

Devenney Group Ltd., Architects

6900 East Camelback Road
Suite 500
Scottsdale, AZ 85251

T: 602.943.8950

www.devenneygroup.com

Consultant:

1966 SDL
Stanley D. Lindsey and Associates, Ltd.
Structural Engineers
750 Old Hickory Blvd.
Building 1, Suite 175
Brentwood, TN 37027
www.sdlal.com
615 320 1735
Project No. 24051.00

STATE OF MISSOURI
MICHAEL E. CORBIN
NUMBER
A-2011027464
PROFESSIONAL ENGINEER
2-6-25

IF THESE PLANS DO NOT BEAR THE SEAL OF A REGISTRANT, THEY ARE TO BE CONSIDERED "PRELIMINARY" AND ARE NOT TO BE USED FOR CONSTRUCTION OR RECORDING. THESE PLANS ARE COPYRIGHTED AND ARE SUBJECT TO COPYRIGHT PROTECTION AS AN "ARCHITECTURAL WORK" UNDER SEC. 102 OF THE COPYRIGHT ACT, 17 U.S.O. AS AMENDED DECEMBER 1990 AND KNOWN AS ARCHITECTURAL WORKS COPYRIGHT PROTECTION ACT OF 1990. THE PROTECTION INCLUDES BUT IS NOT LIMITED TO THE OVERALL FORM AS WELL AS THE ARRANGEMENT AND COMPOSITION OF SPACES AND ELEMENTS OF THE DESIGN. UNDER SUCH PROTECTION, UNAUTHORIZED USE OF THESE PLANS CAN LEGALLY RESULT IN THE CESSATION OF CONSTRUCTION OR BUILDINGS BEING SEIZED AND/OR MONETARY COMPENSATION TO DEVENNEY GROUP LTD.

MED SURG & DIETARY EXPANSION

HCA - LEE'S SUMMIT MEDICAL CENTER
2100 SE BLUE PKWY
LEE'S SUMMIT, MO 64063

AUTHORITY HAVING JURISDICTION:
CITY OF LEE'S SUMMIT BUILDING DEPT.
MISSOURI DHSS

FACILITY NUMBER:
0972400009

AGENCY APPROVALS:
AGENCY

REVISIONS

REV #	DESCRIPTION	DATE
B	DESIGN COORDINATION	2025/02/06

DATE:	2024/12/05
SCALE:	1/8" = 1'-0"
DRAWN:	JL
REVIEWED:	JDP
JOB NUMBER:	6406.24

LEVEL 2 FRAMING PLAN

S122

Notice of Alternate Billing or Payment Cycle: The Owner may plan to make payments on an alternative schedule. A written description of such billing or payment cycle applicable to the Project is available from the Owner or the Owner's designated agent upon request.

Autodesk Docs://6406.24 - HCA - Lee's Summit Medical Center (LSMC)_rvt23/2405100-Lee's_Summit_MC_Med-Surg_Bed_Expasion_SD1.23.rvt

7/5/2025 5:09:41 PM

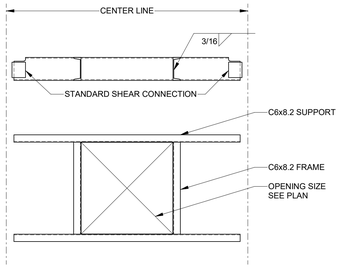

5 TYPICAL ROOF OPENING FRAME

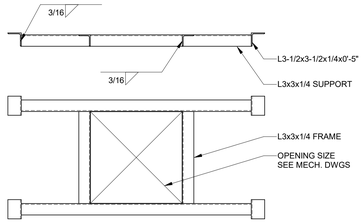

4 TYPICAL ROOF OPENING FRAME

NOTE:
PLATE IS NOT REQUIRED FOR OPENINGS WITH 6" DIAMETER OR LESS

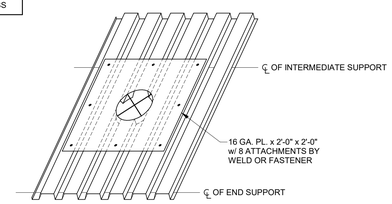

3 TYPICAL ROOF DECK OPENING (LESS THAN 14" DIAMETER)

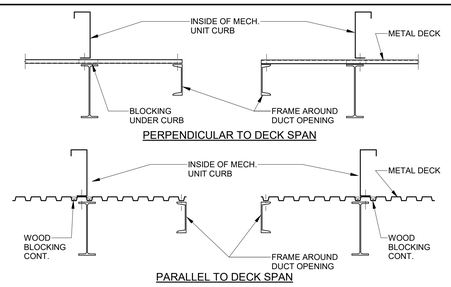

7 MECHANICAL UNIT CURB MOUNTING DETAIL

NOTES:
1. SEE TABLE FOR THE MAXIMUM LOAD PER RIB PER SPAN.
2. ADJACENT DECK RIBS SHALL NOT BE LOADED IN THE SAME SPAN. ALTERNATING RIBS MAY BE LOADED.
3. THE TOTAL LOAD SUPPORTED BY A SINGLE DECK SHEET SHALL NOT EXCEED 150 LBS IN EACH SPAN.
4. CONTRACTOR SHALL SUBMIT HANGER ATTACHMENT PRODUCT DATA DEMONSTRATING CAPACITY FOR THE APPLIED LOAD, DECK TYPE, AND DECK GAGE.

DECK GAGE	MAX. POINT LOAD
22	35 LBS
20	55 LBS
18	100 LBS

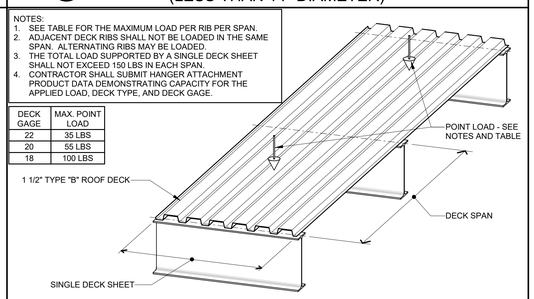

2 TYP. ROOF DECK POINT LOAD RESTRICTIONS (1 1/2" TYPE "B" ROOF DECK)

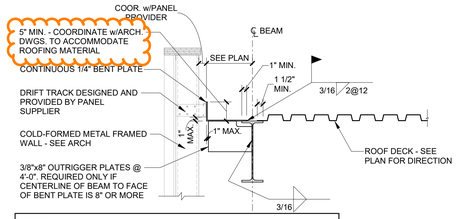

NOTES:
1. WALL FRAMING AND ITS CONNECTION TO THE STRUCTURE TO BE DESIGNED BY THE SUPPLIER.
2. COORDINATE BENT PLATE ERECTION TOLERANCES WITH WALL PANEL SUPPLIER.

6 TYPICAL SECTION AT ROOF

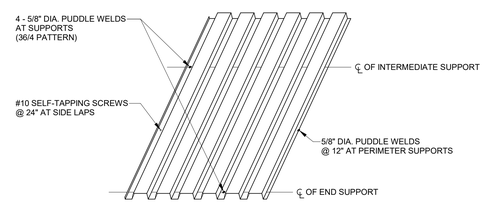

1 TYPICAL ROOF DECK ATTACHMENT (1 1/2" TYPE "B" ROOF DECK)

Devenney Group Ltd., Architects

6900 East Camelback Road
Suite 500
Scottsdale, AZ 85251

T: 602.943.8950

www.devenneygroup.com

Consultant:

Stanley D. Lindsey and Associates, Ltd.
1966
Structural Engineers
750 Old Hickory Blvd.
Building 1, Suite 175
Brentwood, TN 37027
www.sdlal.com
615 320 1735

Project No. 24051.00

STATE OF MISSOURI
MICHAEL E. COFFIN
NUMBER
PE-2011007844
PROFESSIONAL ENGINEER
12-2-24

IF THESE PLANS DO NOT BEAR THE SEAL OF A REGISTRANT, THEY ARE TO BE CONSIDERED "PRELIMINARY" AND ARE NOT TO BE USED FOR CONSTRUCTION OR RECORDING. THESE PLANS ARE COPYRIGHTED AND ARE SUBJECT TO COPYRIGHT PROTECTION AS AN "ARCHITECTURAL WORK" UNDER SEC. 102 OF THE COPYRIGHT ACT, 17 U.S.O. AS AMENDED DECEMBER 1990 AND KNOWN AS ARCHITECTURAL WORKS COPYRIGHT PROTECTION ACT OF 1990. THE PROTECTION INCLUDES BUT IS NOT LIMITED TO THE OVERALL FORM AS WELL AS THE ARRANGEMENT AND COMPOSITION OF SPACES AND ELEMENTS OF THE DESIGN. UNDER SUCH PROTECTION, UNAUTHORIZED USE OF THESE PLANS CAN LEGALLY RESULT IN THE CESSATION OF CONSTRUCTION OR BUILDINGS BEING SEIZED AND/OR MONETARY COMPENSATION TO DEVENNEY GROUP LTD.

MED SURG & DIETARY EXPANSION

HCA - LEE'S SUMMIT MEDICAL CENTER
2100 SE BLUE PKWY
LEE'S SUMMIT, MO 64063

AUTHORITY HAVING JURISDICTION:
CITY OF LEE'S SUMMIT BUILDING DEPT.
MISSOURI DHSS

FACILITY NUMBER:
0972400009

AGENCY APPROVALS:
AGENCY

REVISIONS		
REV #	DESCRIPTION	DATE

DATE:	2024/12/05
SCALE:	As indicated
DRAWN:	JL
REVIEWED:	JDP
JOB NUMBER:	6406.24

TYPICAL STEEL ROOF FRAMING SECTIONS AND DETAILS

S303

Notice of Alternate Billing or Payment Cycle: The Owner may plan to make payments on an alternative schedule. A written description of such billing or payment cycle applicable to the Project is available from the Owner or the Owner's designated agent upon request.

Autodesk Docs://6406.24 - HCA - Lee's Summit Medical Center (LSMC)_rvt23/24051DD-Lee's_Summit_MC_Med-Surg_Bed_Expasion_SDL23.rvt
12/4/2024 2:15:06 PM

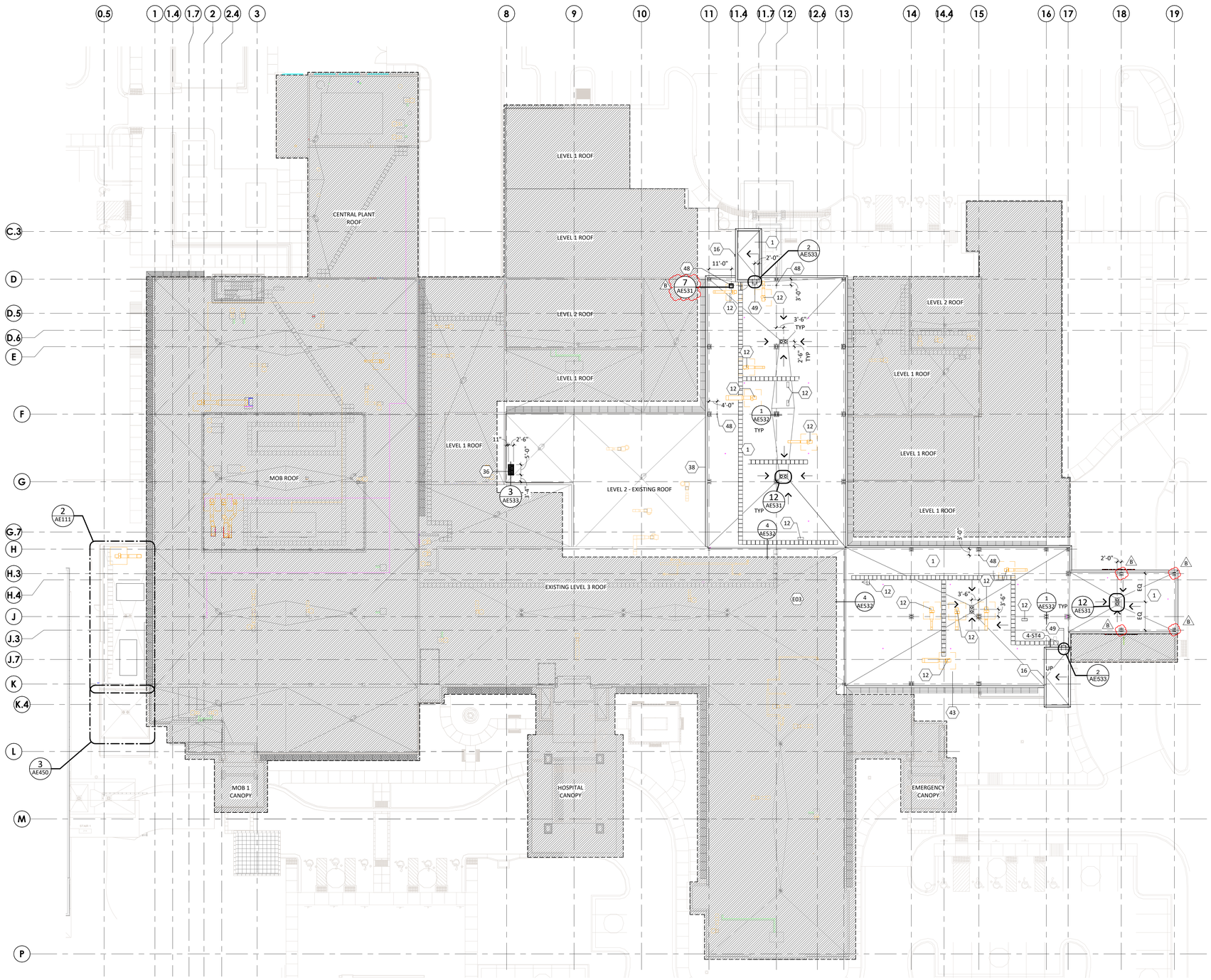

1 OVERALL ROOF PLAN
3/64" = 1'-0"

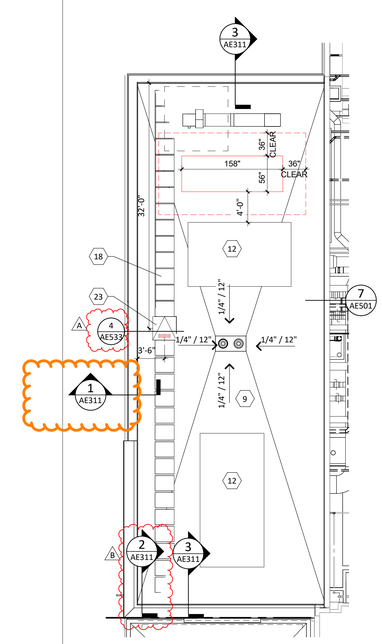

2 ENLARGED ROOF PLAN - DIETARY
1/8" = 1'-0"

ROOF PLANS GENERAL NOTES

1. ROOF SLOPE TO BE A MINIMUM OF 1/4" PER FOOT.
2. FINAL ROOF WALKWAY PAD LOCATIONS TO BE CONFIRMED BY FACILITY.
3. ARROWS ON ROOF PLAN INDICATE WATER DRAINAGE DIRECTION.
4. CRICKETS DIRECTING WATER TO ROOF DRAINS SHALL BE SLOPED TO DIRECT POSITIVE DRAINAGE TO THE ROOF DRAINS.
5. PAINT UNFINISHED ROOF MOUNTED EQUIPMENT SUPPORT, PIPING, ETC. EXCEPT THOSE ITEMS WHICH ARE ALUMINUM OR GALVANIZED STEEL. COLOR TO BE SELECTED BY ARCHITECT.
6. ALL ROOF FLASHING SHALL BE INSTALLED ACCORDING TO ROOF MANUFACTURER'S PUBLISHED INSTRUCTIONS.
7. REMOVE EXISTING ROOF AS REQUIRED. PROPERLY CONNECT NEW ROOF TO EXISTING ROOF TO MAINTAIN EXISTING WARRANTY.

KEYNOTE LEGEND

KEY	NOTE
1	SINGLE-PLY TPO ROOF SYSTEM OVER TAPERED RIGID INSULATION (1/4" PER FOOT SLOPE).
9	SINGLE-PLY TPO ROOF SYSTEM OVER LIGHTWEIGHT INSULATING CONCRETE & TAPERED RIGID INSULATION SYSTEM (1/4" PER FOOT SLOPE).
12	ROOFTOP MECHANICAL EQUIPMENT. REFER TO MECHANICAL DRAWINGS.
16	ROOF SCUPPER & RAINWATER LEADER.
18	30" WIDE, SELF ADHERED FLEXIBLE ROOFING WALK MATS.
23	36" x 36" ROOF ACCESS LADDER AND HATCH.
36	30"x54" ROOF ACCESS HATCH W/ ALUMINUM ALTERNATING TREAD STAIR & INTEGRATED ALUMINUM PIPE RAILING WITH GATE AROUND HATCH.
38	PATCH & REPAIR EXISTING ROOF AT NEW EXTERIOR WALL PANEL.
43	UNISTRUT SUPPORT FOR ELECTRICAL DEVICES
48	ROOF DAVIT FOR FALL PROTECTION.
49	ROOF ACCESS LADDER.
E03	EXISTING ROOF SYSTEM TO REMAIN.

Devenney GROUP

Devenney Group Ltd., Architects

6900 East Camelback Road
Suite 500
Scottsdale, AZ 85251

T: 602.943.8950

www.devenneygroup.com

Consultant:

DATE SIGNED: 02.06.25

IF THESE PLANS DO NOT BEAR THE SEAL OF A REGISTRANT, THEY ARE TO BE CONSIDERED "PRELIMINARY" AND ARE NOT TO BE USED FOR CONSTRUCTION OR RECORDING. THESE PLANS ARE COPYRIGHTED AND ARE SUBJECT TO COPYRIGHT PROTECTION AS AN "ARCHITECTURAL WORK" UNDER SEC. 102 OF THE COPYRIGHT ACT, 17 U.S.O. AS AMENDED DECEMBER 1990 AND KNOWN AS ARCHITECTURAL WORKS COPYRIGHT PROTECTION ACT OF 1990. THE PROTECTION INCLUDES BUT IS NOT LIMITED TO THE OVERALL FORM AS WELL AS THE ARRANGEMENT AND COMPOSITION OF SPACES AND ELEMENTS OF THE DESIGN. UNDER SUCH PROTECTION, UNAUTHORIZED USE OF THESE PLANS CAN LEGALLY RESULT IN THE CESSATION OF CONSTRUCTION OR BUILDINGS BEING SEIZED AND/OR MONETARY COMPENSATION TO DEVENNEY GROUP LTD.

MED SURG & DIETARY EXPANSION

HCA - LEE'S SUMMIT
MEDICAL CENTER
2100 SE BLUE PKWY
LEE'S SUMMIT, MO 64063

AUTHORITY HAVING JURISDICTION:
CITY OF LEE'S SUMMIT BUILDING DEPT.
MISSOURI DHSS

FACILITY NUMBER:
0972400009

AGENCY APPROVALS:
AGENCY

REVISIONS

REV #	DESCRIPTION	DATE
A	CITY - 2ND REVIEW	2025/02/06
B	DESIGN COORDINATION	2025/02/06

DATE:	2024/12/05
SCALE:	As indicated
DRAWN:	
REVIEWED:	
JOB NUMBER:	6406.24

OVERALL ROOF PLAN

AE111

Autodesk Docs://6406.24 - HCA - Lee's Summit Medical Center (LSMC)_rvt23/6406.24.0001 HCA - LSMC Med Surg & Dietary Expansion.rvt

2/6/2025 12:29:32 PM

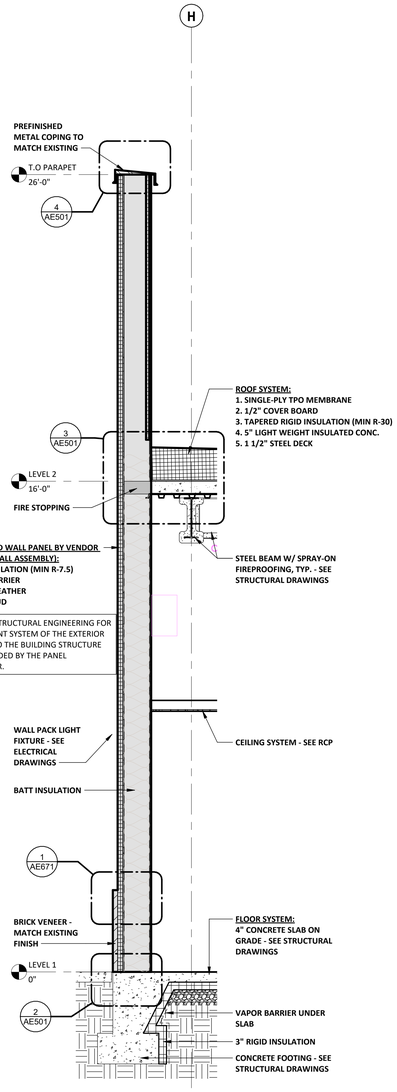

3 DIETARY WALL SECTION 3
1/2" = 1'-0"

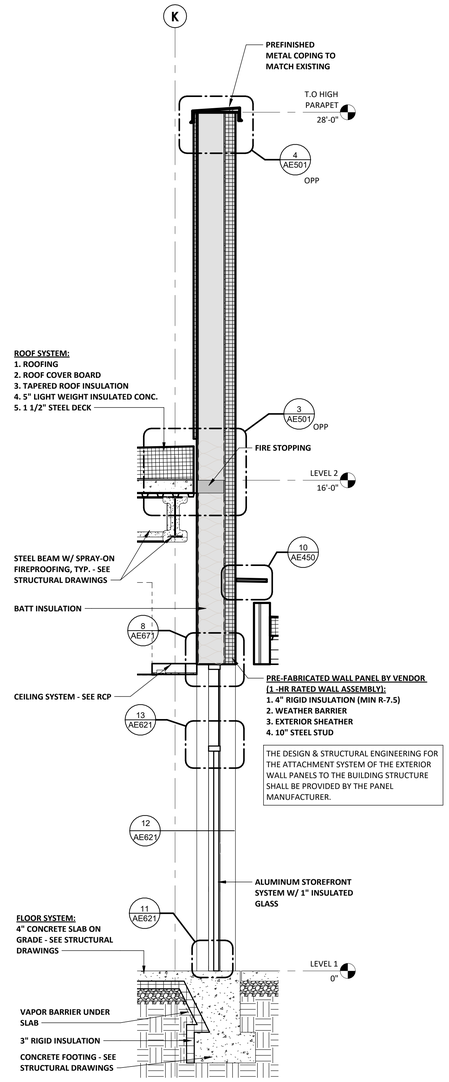

2 DIETARY WALL SECTION 2
1/2" = 1'-0"

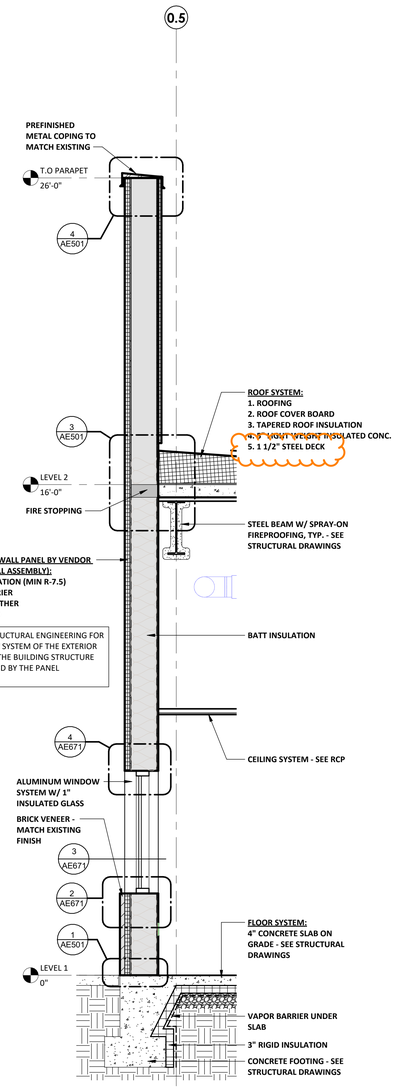

1 DIETARY WALL SECTION 1
1/2" = 1'-0"

Devenney GROUP

Devenney Group Ltd., Architects

6900 East Camelback Road
Suite 500
Scottsdale, AZ 85251

T: 602.943.8950

www.devenneygroup.com

Consultant:



DATE SIGNED: 12.05.24

IF THESE PLANS DO NOT BEAR THE SEAL OF A REGISTRANT, THEY ARE TO BE CONSIDERED "PRELIMINARY" AND ARE NOT TO BE USED FOR CONSTRUCTION OR RECORDING. THESE PLANS ARE COPYRIGHTED AND ARE SUBJECT TO COPYRIGHT PROTECTION AS AN "ARCHITECTURAL WORK" UNDER SEC. 102 OF THE COPYRIGHT ACT, 17 U.S.O. AS AMENDED DECEMBER 1990 AND KNOWN AS ARCHITECTURAL WORKS COPYRIGHT PROTECTION ACT OF 1990. THE PROTECTION INCLUDES BUT IS NOT LIMITED TO THE OVERALL FORM AS WELL AS THE ARRANGEMENT AND COMPOSITION OF SPACES AND ELEMENTS OF THE DESIGN. UNDER SUCH PROTECTION, UNAUTHORIZED USE OF THESE PLANS CAN LEGALLY RESULT IN THE CESSATION OF CONSTRUCTION OR BUILDINGS BEING SEIZED AND/OR MONETARY COMPENSATION TO DEVENNEY GROUP LTD.

MED SURG & DIETARY EXPANSION

HCA - LEE'S SUMMIT
MEDICAL CENTER
2100 SE BLUE PKWY
LEE'S SUMMIT, MO 64063

AUTHORITY HAVING JURISDICTION:
CITY OF LEE'S SUMMIT BUILDING DEPT.
MISSOURI DHSS

FACILITY NUMBER:
0972400009

AGENCY APPROVALS:
AGENCY

REVISIONS		
REV #	DESCRIPTION	DATE

DATE:	2024/12/05
SCALE:	1/2" = 1'-0"
DRAWN:	
REVIEWED:	
JOB NUMBER:	6406.24

EXTERIOR WALL SECTIONS - DIETARY

AE311

12/16/2024 7:17:19 AM Autodesk Docs://6406.24 - HCA - Lee's Summit Medical Center (LSMC)_rvt23/6406.24.0001-HCA - LSMC Med Surg & Dietary Expansion.rvt

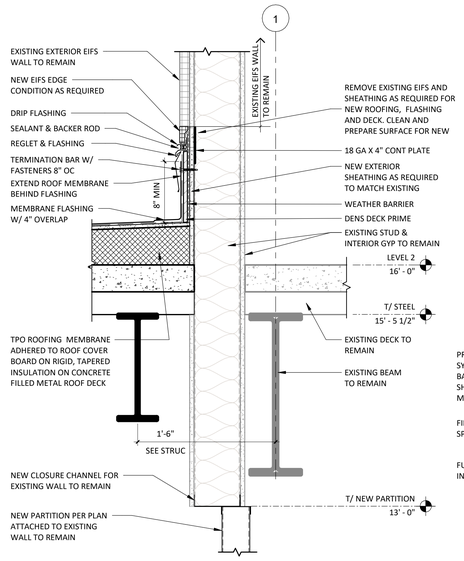

NEW ROOF TO EXISTING BUILDING TRANSITION

7 1 1/2" = 1'-0"

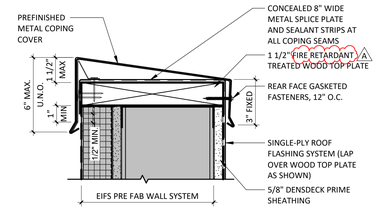

ROOF TERMINATION AT TOP OF EIFS WALL - 10" STUD

4 3" = 1'-0"

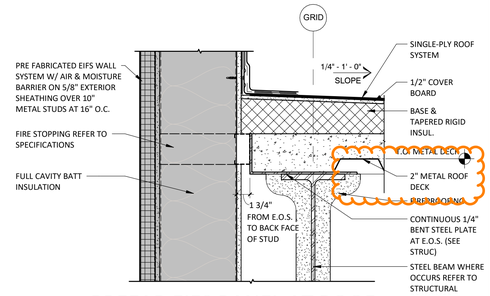

PREFAB EIFS PANEL AT ROOF - 10" STUD

3 1 1/2" = 1'-0"

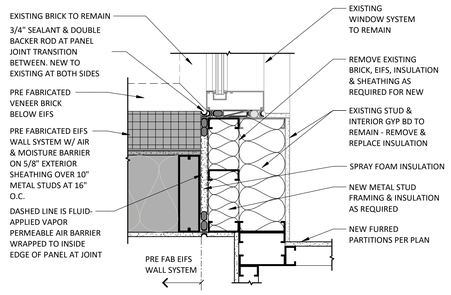

NEW TO EXIST WALL TIE-IN @ INNER CORNER & (E) WINDOW

6 1 1/2" = 1'-0"

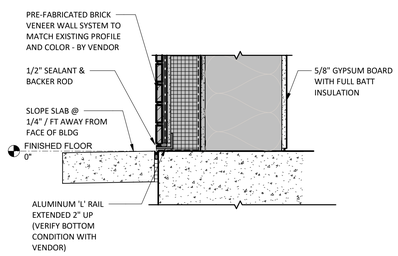

SLAB EDGE AT PREFAB BRICK

2 1 1/2" = 1'-0"

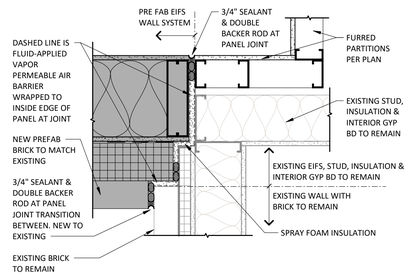

NEW TO EXIST WALL TIE-IN @ INNER CORNER

5 1 1/2" = 1'-0"

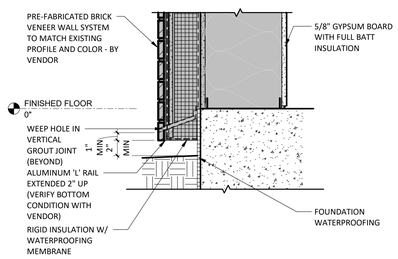

SLAB EDGE AT PREFAB BRICK AT GRADE

1 1 1/2" = 1'-0"

Devenney GROUP

Devenney Group Ltd., Architects

6900 East Camelback Road
Suite 500
Scottsdale, AZ 85251

T: 602.943.8950

www.devenneygroup.com

Consultant:



DATE SIGNED: 02.06.25

IF THESE PLANS DO NOT BEAR THE SEAL OF A REGISTRANT, THEY ARE TO BE CONSIDERED "PRELIMINARY" AND ARE NOT TO BE USED FOR CONSTRUCTION OR RECORDING. THESE PLANS ARE COPYRIGHTED AND ARE SUBJECT TO COPYRIGHT PROTECTION AS AN "ARCHITECTURAL WORK" UNDER SEC. 102 OF THE COPYRIGHT ACT, 17 U.S.O. AS AMENDED DECEMBER 1990 AND KNOWN AS ARCHITECTURAL WORKS COPYRIGHT PROTECTION ACT OF 1990. THE PROTECTION INCLUDES BUT IS NOT LIMITED TO THE OVERALL FORM AS WELL AS THE ARRANGEMENT AND COMPOSITION OF SPACES AND ELEMENTS OF THE DESIGN. UNDER SUCH PROTECTION, UNAUTHORIZED USE OF THESE PLANS CAN LEGALLY RESULT IN THE CESSATION OF CONSTRUCTION OR BUILDINGS BEING SEIZED AND/OR MONETARY COMPENSATION TO DEVENNEY GROUP LTD.

MED SURG & DIETARY EXPANSION

HCA - LEE'S SUMMIT
MEDICAL CENTER
2100 SE BLUE PKWY
LEE'S SUMMIT, MO 64063

AUTHORITY HAVING JURISDICTION:
CITY OF LEE'S SUMMIT BUILDING DEPT.
MISSOURI DHSS

FACILITY NUMBER:
0972400009

AGENCY APPROVALS:
AGENCY

REVISIONS		
REV #	DESCRIPTION	DATE
A	CITY - 2ND REVIEW	2025/02/06

DATE:	2024/12/05
SCALE:	As indicated
DRAWN:	Author
REVIEWED:	Checker
JOB NUMBER:	6406.24

EXTERIOR WALL DETAILS - DIETARY

AE501

Autodesk Docs://6406.24 - HCA - Lee's Summit Medical Center (LSMC)_rvt23/6406.24-0001 HCA - LSMC Med Surg & Dietary Expansion.rvt
2/6/2025 12:30:41 PM